



US 20140341849A1

(19) **United States**

(12) **Patent Application Publication**
PAN et al.

(10) **Pub. No.: US 2014/0341849 A1**

(43) **Pub. Date: Nov. 20, 2014**

(54) **METHODS AND COMPOSITIONS RELATED TO GLUCOCORTICOID RECEPTOR ANTAGONISTS AND BREAST CANCER**

(60) Provisional application No. 61/317,182, filed on Mar. 24, 2010.

Publication Classification

(71) Applicant: **The University of Chicago**, Chicago, IL (US)

(51) **Int. Cl.**
A61K 31/567 (2006.01)
A61K 45/06 (2006.01)
A61K 31/337 (2006.01)

(72) Inventors: **Deng PAN**, Chicago, IL (US); **Masha Kocherginsky**, Chicago, IL (US); **Suzanne D. Conzen**, Park Ridge, IL (US)

(52) **U.S. Cl.**
CPC *A61K 31/567* (2013.01); *A61K 31/337* (2013.01); *A61K 45/06* (2013.01)
USPC **424/85.4**; 514/449; 514/171; 424/133.1; 424/649; 514/34; 514/110; 514/19.9; 514/283

(21) Appl. No.: **14/451,207**

(22) Filed: **Aug. 4, 2014**

(57) **ABSTRACT**

Related U.S. Application Data

(63) Continuation of application No. 14/296,127, filed on Jun. 4, 2014, which is a continuation of application No. 14/172,051, filed on Feb. 4, 2014, which is a continuation of application No. 13/071,363, filed on Mar. 24, 2011, now Pat. No. 8,710,035.

Embodiments of the invention are directed to methods of determining the prognosis of a breast cancer patient by evaluating the activity of the glucocorticoid receptor in tumor cells. Other embodiment include methods of treating breast cancer cells, particularly, chemo-resistant cells, with a glucocorticoid receptor antagonist and an anticancer agent or compound.

Primary human breast ductal epithelium, DCIS (60%)
invasive human cancers (~30-40%) exhibit significant
glucocorticoid receptor expression

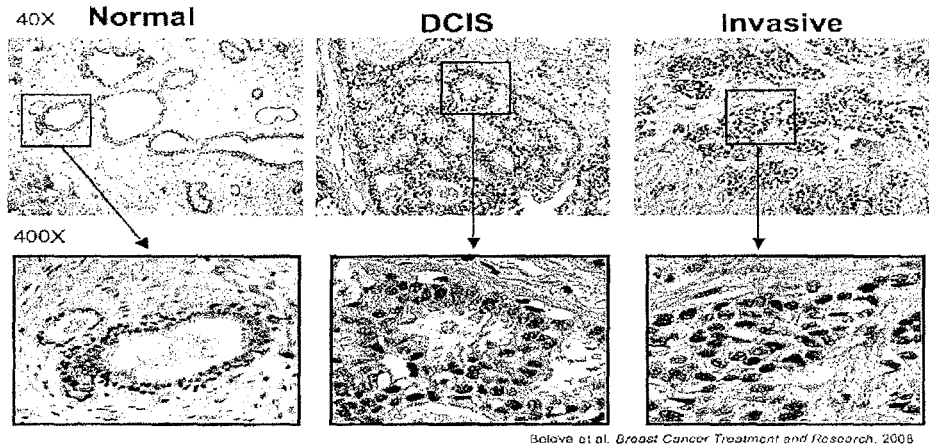


FIG. 1




FIG. 2

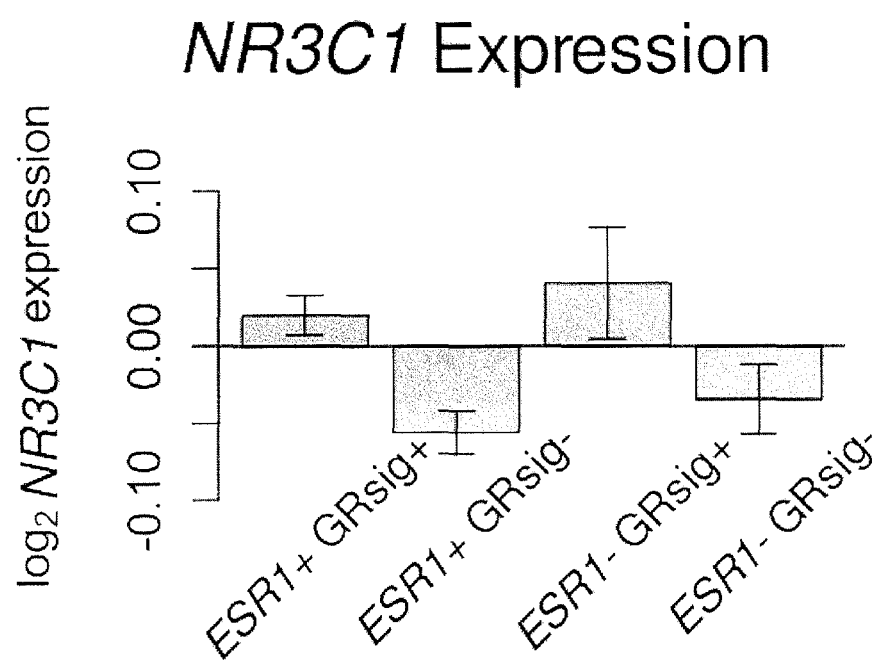


FIG. 3

NKI-295 RFS by Signiture

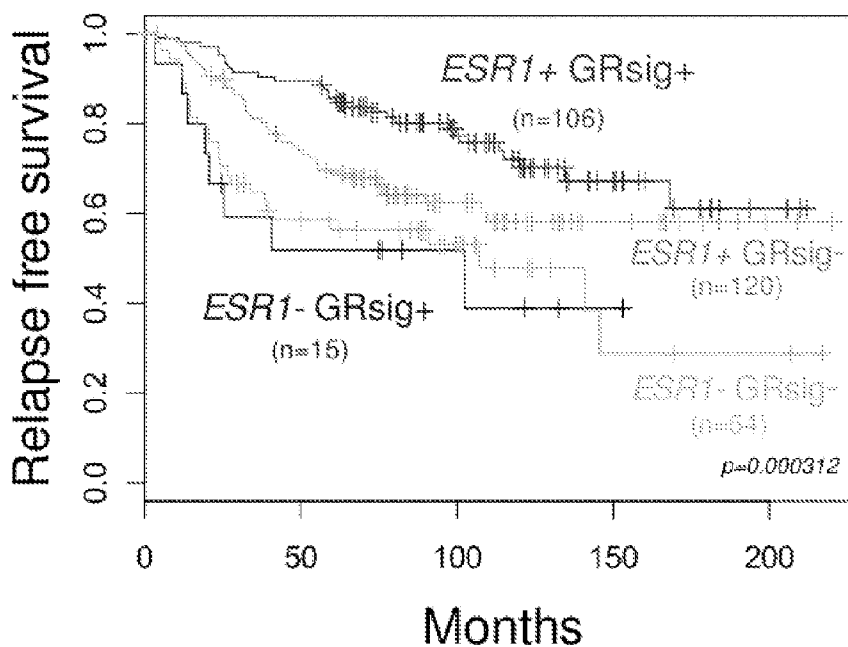


FIG. 4

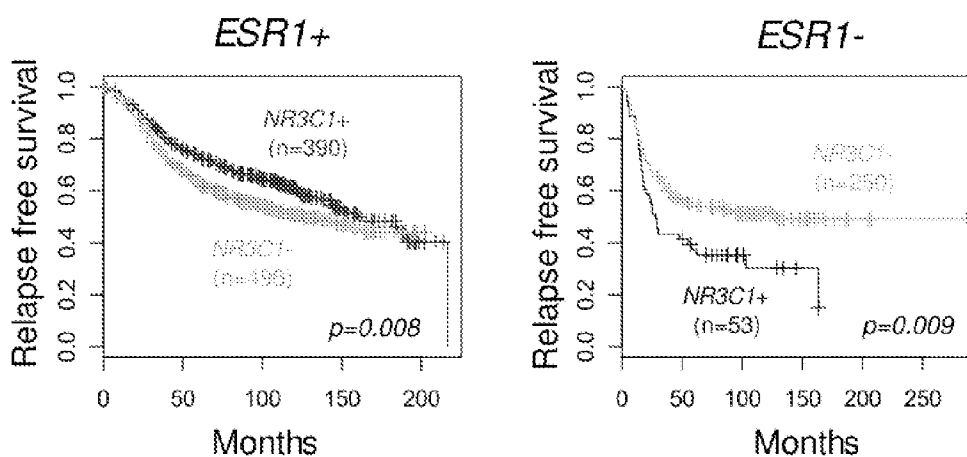


FIG. 5

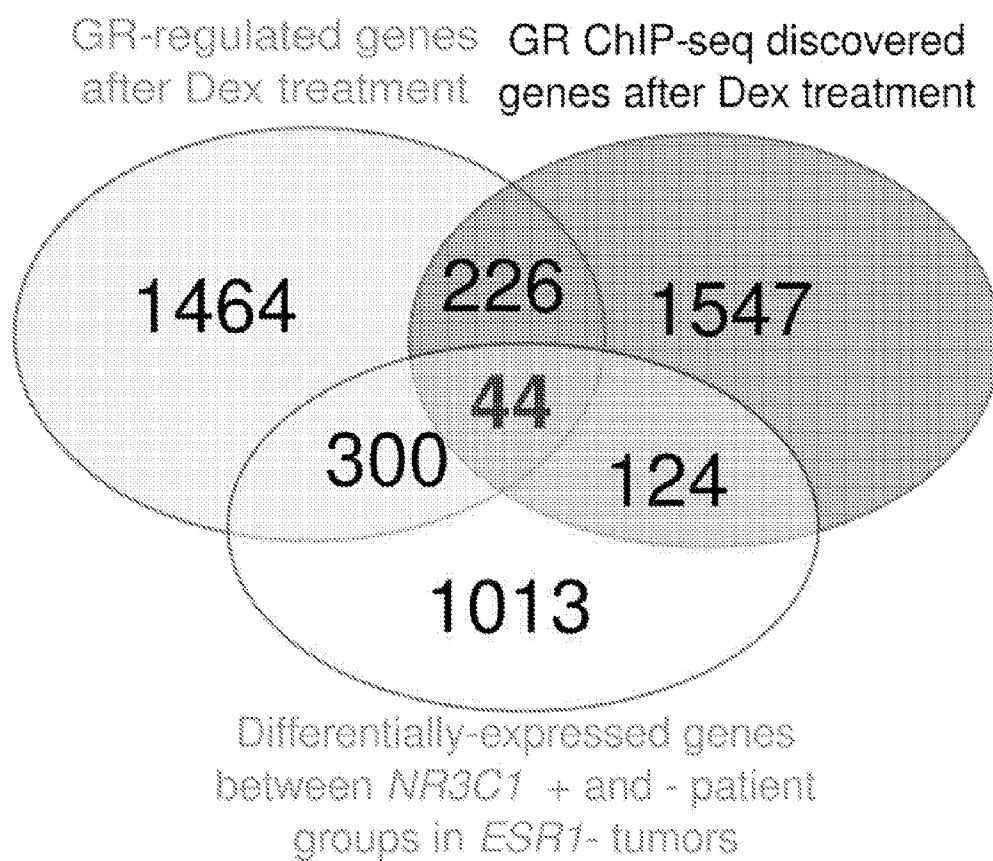
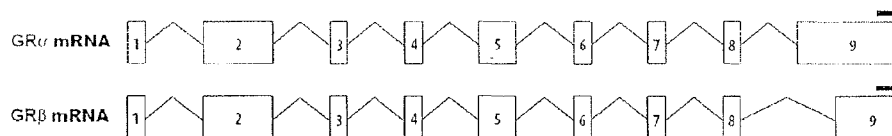


FIG. 6



Query = GR alpha
Length=6784

18665 = GR beta

ALIGNMENTS

Query	1	GGCGCGCCTCCACCCGCTCCCGCTCGGTCCCGCTCGCTCGCCAGGCCGGGCTGCCCT	60
18665	1	GGCGCGCCTCCACCCGCTCCCGCTCGGTCCCGCTCGCTCGCCAGGCCGGGCTGCCCT	60
Query	61	TTCGGGTGTCGCGCTCTCTTCCCTCCGCGCGCCCTCTCCATTTGCGAGCTCGTGTG	120
18665	61	TTCGGGTGTCGCGCTCTCTTCCCTCCGCGCGCCCTCTCCATTTGCGAGCTCGTGTG	120
Query	121	TGTGACGGGAGCCGAGTCAACCGCTGCCCGTCGGGACGGATTCTGTGGGTGGAAGGAG	180
18665	121	TGTGACGGGAGCCGAGTCAACCGCTGCCCGTCGGGACGGATTCTGTGGGTGGAAGGAG	180
Query	181	ACGCCGACCCGAGCCGCGCGCGGCGAAGCAGCTGGGACCGGACCGGCCACCGCGCCCGAAC	240
18665	181	ACGCCGACCCGAGCCGCGCGCGGCGAAGCAGCTGGGACCGGACCGGCCACCGCGCCCGAAC	240
Query	241	CTCGACCCCGGAGCCCGCGCGGGCGGAGGGCTGGCTTGTGAGCTGGGCAATGGGAGA	300
18665	241	CTCGACCCCGGAGCCCGCGCGGGCGGAGGGCTGGCTTGTGAGCTGGGCAATGGGAGA	300
Query	301	CTTTCTTAAATAGGGGCTCTCCCCCACCATGGAGAAAGGGCGGCTGTTTACTTCCTT	360
18665	301	CTTTCTTAAATAGGGGCTCTCCCCCACCATGGAGAAAGGGCGGCTGTTTACTTCCTT	360
Query	361	TTTTTAGAAAAAAAAAATATATTTCCCTCCCTGCTCCTTCTGCGTTTACAAGCTAAGTTGT	420
18665	361	TTTTTAGAAAAAAAAAATATATTTCCCTCCCTGCTCCTTCTGCGTTTACAAGCTAAGTTGT	420
Query	421	TTATCTCGGCTGCGGCGGGAACTCGGACGGTGGCGGGGAGCGGCTCCTCTGCCAGAGT	480
18665	421	TTATCTCGGCTGCGGCGGGAACTCGGACGGTGGCGGGGAGCGGCTCCTCTGCCAGAGT	480
Query	481	TGATATTCAGTATGAGTCCAAAGAATCATTTAACTCCTGGTAGAGAAGAAAACCCAGC	540
18665	481	TGATATTCAGTATGAGTCCAAAGAATCATTTAACTCCTGGTAGAGAAGAAAACCCAGC	540
Query	541	AGTGTGCTTGCTCAGGAGAGGGGAGATGTGATGGACTTCTATAAAACCTAAGAGGAGGA	600
18665	541	AGTGTGCTTGCTCAGGAGAGGGGAGATGTGATGGACTTCTATAAAACCTAAGAGGAGGA	600
Query	601	GCTACTGTGAAGGTTTCTGCGTCTTACCCTCACTGGCTGTGCTTCTCAATCAGACTCC	660
18665	601	GCTACTGTGAAGGTTTCTGCGTCTTACCCTCACTGGCTGTGCTTCTCAATCAGACTCC	660
Query	661	AAGCAGCGAAGACTTTTGGTTGATTTTCCAAAAGGCTCAGTAAGCAATGCGCAGCAGCCA	720
18665	661	AAGCAGCGAAGACTTTTGGTTGATTTTCCAAAAGGCTCAGTAAGCAATGCGCAGCAGCCA	720
Query	721	GATCTGTCCAAAGCAGTTTCACTCTCAATGGGACTGTATATGGGAGAGACAGAAACAAA	780
18665	721	GATCTGTCCAAAGCAGTTTCACTCTCAATGGGACTGTATATGGGAGAGACAGAAACAAA	780
Query	781	GTGATGGGAAATGACCTGGGATTTCCACAGCAGGGCCAAATCAGCCTTTCTCGGGGAA	840
18665	781	GTGATGGGAAATGACCTGGGATTTCCACAGCAGGGCCAAATCAGCCTTTCTCGGGGAA	840
Query	841	ACAGACTTAAAGCTTTTGGAAAGAAAGCATTGCAAACCTCAATAGGTCGACCAGTGTCCA	900
18665	841	ACAGACTTAAAGCTTTTGGAAAGAAAGCATTGCAAACCTCAATAGGTCGACCAGTGTCCA	900

FIG. 7A

Query	901	GAGAACCCCAAGAGTTCAGCATCCACTGCTGTGTCGCTGCCCCACAGAGAAGGAGTTT	960
18665	901	GAGAACCCCAAGAGTTCAGCATCCACTGCTGTGTCGCTGCCCCACAGAGAAGGAGTTT	960
Query	961	CCAAAACTCACFCTGATGTATCTTCAGAACAGCAACATTTGAAGGGCCAGACTGGCACC	1020
18665	961	CCAAAACTCACFCTGATGTATCTTCAGAACAGCAACATTTGAAGGGCCAGACTGGCACC	1020
Query	1021	AACGGTGGCAATGTGAAATTTGTATACCACAGACCAAGCACCTTTGACATTTTGCAGGAT	1080
18665	1021	AACGGTGGCAATGTGAAATTTGTATACCACAGACCAAGCACCTTTGACATTTTGCAGGAT	1080
Query	1081	TTGGAGTTTCTTCTGGGTCCCCAGGTAAGAGACGAATGAGAGTCCCTGGAGATCAGAC	1140
18665	1081	TTGGAGTTTCTTCTGGGTCCCCAGGTAAGAGACGAATGAGAGTCCCTGGAGATCAGAC	1140
Query	1141	CTGTGATAGATGAAAAGTGTTCCTCTGGCGGGAGAAGACGATTCATTCCCTT	1200
18665	1141	CTGTGATAGATGAAAAGTGTTCCTCTGGCGGGAGAAGACGATTCATTCCCTT	1200
Query	1201	TTGGAAGGAAACTTCGAATGAGGACTGCAAGCCCTTCATTTTACCGGACACTAAACCCAAA	1260
18665	1201	TTGGAAGGAAACTTCGAATGAGGACTGCAAGCCCTTCATTTTACCGGACACTAAACCCAAA	1260
Query	1261	ATTAAGGATAATGGAGATCTGGTTTGTCAAGCCCCAGTAATGTAACACTGCCCAAGTG	1320
18665	1261	ATTAAGGATAATGGAGATCTGGTTTGTCAAGCCCCAGTAATGTAACACTGCCCAAGTG	1320
Query	1321	AAAACAGAAAAAGAAGATTTTCATCGAACTTCGCACCCCTGGGGTAATTAAGCAAGAGAAA	1380
18665	1321	AAAACAGAAAAAGAAGATTTTCATCGAACTTCGCACCCCTGGGGTAATTAAGCAAGAGAAA	1380
Query	1381	CTGGGCACAGTTTACTGTCAGGCAAGCTTTCCTGGAGCAAAATAAATTTGGTAATAAAATG	1440
18665	1381	CTGGGCACAGTTTACTGTCAGGCAAGCTTTCCTGGAGCAAAATAAATTTGGTAATAAAATG	1440
Query	1441	TCTGCCATTTCTGTTTCAATGGTGTGAGTACCTCTGGAGGACAGATGTACCACATGACATG	1500
18665	1441	TCTGCCATTTCTGTTTCAATGGTGTGAGTACCTCTGGAGGACAGATGTACCACATGACATG	1500
Query	1501	AATACAGCATCCCTTCTCAACAGCAGGATCAGAAGCCATATTTTAAATGTCAATCCACCA	1560
18665	1501	AATACAGCATCCCTTCTCAACAGCAGGATCAGAAGCCATATTTTAAATGTCAATCCACCA	1560
Query	1561	ATTCCTGGTGGTTCGGAATAATGGAAATAGGTGCCAAGGATCTGGAGATGACAACCTTGACT	1620
18665	1561	ATTCCTGGTGGTTCGGAATAATGGAAATAGGTGCCAAGGATCTGGAGATGACAACCTTGACT	1620
Query	1621	TCTCTGGGGACTCTGAACTTCCCTGGTTCGAACAGTTTTCCTAATGGCTATTCAGCCCC	1680
18665	1621	TCTCTGGGGACTCTGAACTTCCCTGGTTCGAACAGTTTTCCTAATGGCTATTCAGCCCC	1680
Query	1681	AGCATGAGACCAGATGTAAGTCTCTCTCCATCCAGCTCTCAACAGCAACAACAGGACCA	1740
18665	1681	AGCATGAGACCAGATGTAAGTCTCTCTCCATCCAGCTCTCAACAGCAACAACAGGACCA	1740
Query	1741	CCTCCCAAACCTCGCCGGTGTGCTCTGATGAAGCTTCAGGATGTCATTATGGAGTCTTA	1800
18665	1741	CCTCCCAAACCTCGCCGGTGTGCTCTGATGAAGCTTCAGGATGTCATTATGGAGTCTTA	1800
Query	1801	ACTGTGGGAAGCTGTAAAGTTTCTTCAAAACAGCAGTGGAAAGGACAGCACAAATACCTA	1860
18665	1801	ACTGTGGGAAGCTGTAAAGTTTCTTCAAAACAGCAGTGGAAAGGACAGCACAAATACCTA	1860
Query	1861	TGTCTGGGAAGGAAATGATTGCATCATCGATAAAAATTCGAAGAAAAACTGCCAGCATGC	1920
18665	1861	TGTCTGGGAAGGAAATGATTGCATCATCGATAAAAATTCGAAGAAAAACTGCCAGCATGC	1920
Query	1921	CGCTATCGAAAATGTCTTCAGGCTGGAATGAACCTGGAAAGCTCGaaaaacaagaaaaa	1980
18665	1921	CGCTATCGAAAATGTCTTCAGGCTGGAATGAACCTGGAAAGCTCGAAAAACAAGAAAAAA	1980
Query	1981	ataaaaGGAATTCAGCAGGCCACTACAGGAGTCTCACAAGAAACCTCTGAAAATCCTGGT	2040
18665	1981	ATAAAAAGGAATTCACCAGGCCACTACAGGAGTCTCACAAGAAACCTCTGAAAATCCTGGT	2040
Query	2041	AACAAAACAATAGTTCTCTGCAACGTTACCACAACCTCACCCCTACCCCTGGTGTCACTGTTG	2100
18665	2041	AACAAAACAATAGTTCTCTGCAACGTTACCACAACCTCACCCCTACCCCTGGTGTCACTGTTG	2100
Query	2101	GAGGTTATTTGAACCTGAAGTGTATATGCAGGATATGATAGCTCTGTTCAGACTCAACT	2160
18665	2101	GAGGTTATTTGAACCTGAAGTGTATATGCAGGATATGATAGCTCTGTTCAGACTCAACT	2160

FIG. 7B

Query	2161	TGGAGGATCATGACTACGCTCAACATGTTAGGAGGGCGGCAAGTGATTGCAGCAGTGAAA	2220
18665	2161	TGGAGGATCATGACTACGCTCAACATGTTAGGAGGGCGGCAAGTGATTGCAGCAGTGAAA	2220
Query	2221	TGGGCAAAGGCAATACCAGGTTTCAGGAACCTTACACCTGGATGACCAAATGACCCTACTG	2280
18665	2221	TGGGCAAAGGCAATACCAGGTTTCAGGAACCTTACACCTGGATGACCAAATGACCCTACTG	2280
Query	2281	CAGTACTCCTGGATGTTTCTTATGGCATTTGCTCTGGGGTGGAGATCATATAGACAATCA	2340
18665	2281	CAGTACTCCTGGATGTTTCTTATGGCATTTGCTCTGGGGTGGAGATCATATAGACAATCA	2340
Query	2341	AGTGCAAACCTGCTGTGTTTTGCTCCTGATCTGATTATTAATGAGCAGAGAATGACTCTA	2400
18665	2341	AGTGCAAACCTGCTGTGTTTTGCTCCTGATCTGATTATTAATGAGCAGAGAATGACTCTA	2400
Query	2401	CCCTGCATGTACGACCAATGTAACACATGCTGTATGTTTCCCTCGAGTTACACAGGCTT	2460
18665	2401	CCCTGCATGTACGACCAATGTAACACATGCTGTATGTTTCCCTCGAGTTACACAGGCTT	2460
Query	2461	CAGGTA'TCTTA'GAAGAGTATCTCTGTATGAAAACCTTACTGCTTCTCTTTCAGTTCCCT	2520
18665	2461	CAGGTA'TCTTA'GAAGAGTATCTCTGTATGAAAACCTTACTGCTTCTCTTTCAGTTCCCT	2520
Query	2521	AAGGACGGTCTGAAGAGCCAAGAGCTATTTGATGAAATTAGAATGACCTACATCAAAGAG	2580
18665	2521	AAGGACGGTCTGAAGAGCCAAGAGCTATTTGATGAAATTAGAATGACCTACATCAAAGAG	2580
Query	2581	CTAGGAAAAGCCAT'TGT'CAAGAGGGAAGGAAA'CTCCAGCCAGAACTGGCAGCGGTTTTTA'	2640
18665	2581	CTAGGAAAAGCCAT'TGT'CAAGAGGGAAGGAAA'CTCCAGCCAGAACTGGCAGCGGTTTTTA'	2640
Query	2641	CAACTGACAAAACCTCTTGGATTCTATGCATGAAGTGGTTGAAAATCTCCTTAACTAT'FGC	2700
18665	2641	CAACTGACAAAACCTCTTGGATTCTATGCATGAAGTGGTTGAAAATCTCCTTAACTAT'FGC	2673
Query	2701	TTC'CAAACATTTTTGGATAAGACCATGAGTAT'GAA'T'CCCCGAGATGTTAGCT'GAAATC	2760
Query	2761	ATCACCAATCAGATACCAAATATTC'AAATGGAAATATCAAAAACCTCTGT'TTCATCAA	2820
Query	2821	AAGTGACT'GCC'T'FAATAAGAANTGGTTGCCTTAAAGAAAGTCGAATTAATAGCTTTTATTG	2880
Query	2881	TATAAACTATCAGTTTGTCTGTAGAGgtttttggtgttttattttttattggttttcatct	2940
Query	2941	gttgttttggttttAAATACGCACTACATGTGGTTTTATAGAGGCCCAAGACTTGGCAACAG	3000
Query	3001	AAGCAGTTGAGTCGTCATCACTTTTTCAGTGATGGGAGAGTAGATGGTGAAATTTATTAGT	3060
Query	3061	TAAATATATCCCAGAAATTAGAAACCTTAATATGTGGACGTAATCTCCACAGTCAAAGAAG	3120
Query	3121	GATGGCACCTAAACCACCAGTGCCCAAAGTCTGTGTGATGAACTTTCTCTTCATACTttt	3180
Query	3181	tttCACAGTTGGCTGGATGAAATTTTCTIAGACTTTCTGTGGTGTAT'cccccccTGTAT'	3240
Query	3241	AGTTAGGATAGCATTTTT'GATTTATGCA'TGGAAACCT'GaaaaaaagTT'ACAAGTGATA	3300
Query	3301	TCAGAAAAGGGAAGT'GT'GCCTTT'FATAGCTATTACT'GTCTGGTT'TAACAA'TTCC'TT'	3360
Query	3361	ATATTTAGTGAAC'ACGCTTGTCTCATTTTT'TCTTACATAATTTTTTAT'CAAGTAT'FGT	3420
Query	3421	ACAGCT'GT'TTAAGATGGGAGCTAGTTCGTAGCTTTCCCAAATAA'ACTCTAAACATTAAT'	3480
Query	3481	CAATCATCTGT'GT'GAAAA'FGGGT'FGGTGCTTCTAACCTGATGGCAC'T'AGC'AT'CAGAAG	3540
Query	3541	ACCACAAAAAT'GACTCAAATCTCCAGTAT'TCTTGT'CaaaaaaaaaaaaaaaaaaGCTCA	3600
Query	3601	TATTTTGTATATATCTGCTTCAGTGGAGAATTATA'TAGGT'GT'GCAAATTAACAGTCCCTA	3660
Query	3661	ACTGGT'ATAGAGCACCTAGTCCAGT'GACCT'GTCTGGG'AAAC'GTGGATGATGGT'FGCAA	3720
Query	3721	AGACT'AAAT'TAAAAA'TAACTACCAAGAGGCCCTGTCTGTACCTAACGCCCTAT'TTTTGC	3780

FIG. 7C

Query 3781 AAATGGCTATATGGCAAGAAAGCTGGTAAACTAATTTGTCTTTCAGGACCTTTTGAAGTAGT 3840

Query 3841 TTGTATAACTTCTTAAAAGTTGTGATTCAGATAACCAGCTGTAACACAGCTGAGAGACT 3900

Query 3901 TTTAATCAGACAAAGTAATTCCTCTCACTAAACTTTACCCAAAAACTAAATCTCTAATAT 3960

Query 3961 GGCAAAAATGGCTAGACACCCATTTTCACATTCCCATCTGTCCCAATPGGTAAATCTTT 4020

Query 4021 CCTGATGGTACAGGAAAGCTCAGCTACTGATTTTGTGATTTAGAACTGTAATGTCAGACA 4080

Query 4081 TCCATGTTTGTAAAACCTACACATCCCTAATGTGTGCCATAGAGTTTAACACAAGTCTCTGT 4140

Query 4141 GAAATTCCTTCACTGTGAAAATTATTTTAAACAAAAATAGAAGCTGTAGTAGCCCTTTCTG 4200

Query 4201 TGTGCACCTTACCAACTTCTGTAAACTCAAACCTAACATATTTACTAAGCCACAAGAA 4260

Query 4261 AATTTGATTTCTAATCAAGGTGGCCAAATTATTTGTGTAATAGAAAACGAAAATCTAATA 4320

Query 4321 TTA AAAATATGGAACCTCTAatataat ttttataat tagttatagtttcagatatataatca 4380

Query 4381 tatTGGTATTCACTAATCTGGGAAGGGAAGGGCTACTGCAGCTTTACATGCAATTTATTA 4440

Query 4441 AAATGATTTGTAAAATAGCTTGTATAGTGTAAAATAAGAATGATTTTGTAGATGAGATTTGTT 4500

Query 4501 TTATCATGACATGTTATATAATTTTGTAGGGGTCAAAGAAATGCTGATGGATAACCTAT 4560

Query 4561 ATGATTTATAGTTTGTACATGCATTCATACAGGCAGCGATGGTCTCAGAAACCAAACAGT 4620

Query 4621 TTGCTCTAGGGGAAGAGGGAGATGGAGACTGGTCTGTGTGCAGTGAACCTTGCCTGAGGC 4680

Query 4681 TCTGACCCAGTGAGATTCAGAGGAAGTTATCCTCTGCCCTCCCATTCGACCACCCCTCT 4740

Query 4741 CATTCCAACAGTGAGTCTCTCAGCGCAGGTTTAGTTACTCAATCTCCCTTTGCACATAAA 4800

Query 4801 GTATGTAAAGTATGTAAACAGGAGACAGGAAGGTGGTGTACATCCTTAAAGGCACCAT 4860

Query 4861 CTAATAGCGGGTTACTTTACATACAGCCCTCCCCAGCAGTTGAATGACAACAGAAGCT 4920

Query 4921 TCAGAAGTTTGGCAATAGTTTGCATAGAGGTACCAGCAATATGTAAATAGTGCAGAATCT 4980

Query 4981 CATAGGTTCCCAATAATACACTAAATTCCTTCTATCCTACAACAAGACTTTATTTCCAAA 5040

Query 5041 TAAAATGAGGACATg ttttttg tttttctttg aatgctttttg aatg tttttg tttttt 5100

Query 5101 agtat ttttg agaaat tttt aat aaaaaa CAATCATTGCTTTTTGAAATGCTCTCTAA 5160

Query 5161 AAGGGAATGTAAATATTTAAGATGGTGTAAACCCGGCTGGATAAAATTTTGGTGCCTAA 5220

Query 5221 GAAAAC TGCTTGAATATCTTATCAATGACAGTGTAAAGTTTCAAAAAGAGCTTCTAAAA 5280

Query 5281 CGTAGATTATCATTCCCTTTATAGAATGTTATGTGGTTAAAACCAGAAAGCACATCTCACA 5340

18665 2674 AATGTTATGTGGTTAAAACCAGAAAGCACATCTCACA 2710

Query 5341 CATTAACTGATTTTCATCCCAACAATCTTGGCGCTCAAAAAATAGAACTCAATGAGAAA 5400

18665 2711 CATTAACTGATTTTCATCCCAACAATCTTGGCGCTCAAAAAATAGAACTCAATGAGAAA 2770

Query 5401 AAGAAGATTATGTGCACTTCGTTGTCAATAATAAGTCAACTGATGCTCATCGACAACAT 5460

18665 2771 AAGAAGATTATGTGCACTTCGTTGTCAATAATAAGTCAACTGATGCTCATCGACAACAT 2830

Query 5461 ACGAGGCTTTTTCATTTAAATGGGAAAAGAAGCTGTGCCCTTTTAGGATACGTTGGGGAAAA 5520

18665 2831 ACGAGGCTTTTTCATTTAAATGGGAAAAGAAGCTGTGCCCTTTTAGGATACGTTGGGGAAAA 2890

Query 5521 GAAAGTCATCTTAATTAATGTTAATTTGTGGATTAAAGTGTCTATATGGTGGTGTGTTGA 5580

FIG. 7D

18665	2891	GAAAGTCATCTTAATTAATGTTTAAATGTCGATTTAAGTGCTATAATGGTGGTGTCTGTTTGA	2950
Query	5581	AAGCAGATTTATTTCCCTATGTATGTGTATCTGGCCATCCCAACCCAAACTGTTGAAGTT	5640
18665	2951	AAGCAGATTTATTTCCCTATGTATGTGTATCTGGCCATCCCAACCCAAACTGTTGAAGTT	3010
Query	5641	TGTAGTAACTTCAGTGAGAGTTGGTTACTCACAACAAATCCTGAAAAGTATTTTTAGTGT	5700
18665	3011	TGTAGTAACTTCAGTGAGAGTTGGTTACTCACAACAAATCCTGAAAAGTATTTTTAGTGT	3070
Query	5701	TTGTAGGTATTCGTGGGATACATATAACAAGCAGAACCTGAGGCACTTAGGACATAACACTT	5760
18665	3071	TTGTAGGTATTCGTGGGATACATATAACAAGCAGAACCTGAGGCACTTAGGACATAACACTT	3130
Query	5761	TTGGGGTATATAATATCCAAATGCCTAAAACCTATGGGAGGAAACCTTGGCCACCCCAAAG	5820
18665	3131	TTGGGGTATATAATATCCAAATGCCTAAAACCTATGGGAGGAAACCTTGGCCACCCCAAAG	3190
Query	5821	GAAAACTAACATGATTTGTGTCTATGAAGTGTGGATTAATAGCATGGGAAGAGCTCTGG	5880
18665	3191	GAAAACTAACATGATTTGTGTCTATGAAGTGTGGATTAATAGCATGGGAAGAGCTCTGG	3250
Query	5881	GCAATGCCATGAAGGAAAGCCACGCTCCCTTCAGAAATTCAGAGGCAGGGAGCAATCCAGT	5940
18665	3251	GCAATGCCATGAAGGAAAGCCACGCTCCCTTCAGAAATTCAGAGGCAGGGAGCAATCCAGT	3310
Query	5941	TTACCTAAGTCTCATAAATTTTAGTTCCTTTTAAAAACCTGAAAACCTACATCACCATG	6000
18665	3311	TTACCTAAGTCTCATAAATTTTAGTTCCTTTTAAAAACCTGAAAACCTACATCACCATG	3370
Query	6001	GAATGAAAATAATGTTTATACAATACATTCGATCTGTCAAACCTCCAGAACCATGGTAGCC	6060
18665	3371	GAATGAAAATAATGTTTATACAATACATTCGATCTGTCAAACCTCCAGAACCATGGTAGCC	3430
Query	6061	TTCACTGAGATTTCCATCTTGGCTGGTCACTCCCTGACTGTAGCTGTAGGTGAATgtgtt	6120
18665	3431	TTCACTGAGATTTCCATCTTGGCTGGTCACTCCCTGACTGTAGCTGTAGGTGAATgtgtt	3490
Query	6121	tttgtgtgtgtgtgtcttggTTTTAGTGTGAGAAGGGAAATAAAAGTGAAGGAGGACACT	6180
18665	3491	TTTGTGTGTGTGTGTCTGGTTTTAGTGTGAGAAGGGAAATAAAAGTGAAGGAGGACACT	3550
Query	6181	TTAAACCCCTTGGGTGGAGTTTCGTAATTTCCAGACTATTTTCAAGCAACCTGGTCCAC	6240
18665	3551	TTAAACCCCTTGGGTGGAGTTTCGTAATTTCCAGACTATTTTCAAGCAACCTGGTCCAC	3610
Query	6241	CCAGGATTAGTGACCAGGTTTTTCAGGAAAGGATTTGCTTCTCTCTAGAAAATGCTGAAA	6300
18665	3611	CCAGGATTAGTGACCAGGTTTTTCAGGAAAGGATTTGCTTCTCTCTAGAAAATGCTGAAA	3670
Query	6301	GGATTTTATTTTCTGATGAAAGGCTGTATGAAAATACCCTCCTCAAATAACTTGCCTAAC	6360
18665	3671	GGATTTTATTTTCTGATGAAAGGCTGTATGAAAATACCCTCCTCAAATAACTTGCCTAAC	3730
Query	6361	TACATATAGATTTCAAGTGTGTCATATTTCTATATTTAAATGCTATATAATGGGG	6420
18665	3731	TACATATAGATTTCAAGTGTGTCATATTTCTATATTTAAATGCTATATAATGGGG	3790
Query	6421	ACAAAATCATAATATACTGTGTATGGCATTAATTAAGAAGCTTTTTCATTAATTTTTATCA	6480
18665	3791	ACAAAATCATAATATACTGTGTATGGCATTAATTAAGAAGCTTTTTCATTAATTTTTATCA	3850
Query	6481	CAGTAATTTTAAAAATGTGTAAAAATTAATAACCAGTGACTCCCTGTTTAAAAATAAAAGTTG	6540
18665	3851	CAGTAATTTTAAAAATGTGTAAAAATTAATAACCAGTGACTCCCTGTTTAAAAATAAAAGTTG	3910
Query	6541	TAGTTTTTTTATTCAATGCTGAATAATAATCTGTAGTTaaaaaaaaaGTGTCTTTTTACCTA	6600
18665	3911	TAGTTTTTTTATTCAATGCTGAATAATAATCTGTAGTTAAAAAAAAAAGTGTCTTTTTACCTA	3970
Query	6601	CGCAGTGAATGTCAGACTGTAAAACCTTGTGTGGAAATGTTTAACTTTTTATTTTTTCAT	6660
18665	3971	CGCAGTGAATGTCAGACTGTAAAACCTTGTGTGGAAATGTTTAACTTTTTATTTTTTCAT	4030
Query	6661	TTAAATTTGCTGTCTCTGGTATTTACCAAACACACATTTGTACCGAATGGCAGTAAATGT	6720
18665	4031	TTAAATTTGCTGTCTCTGGTATTTACCAAACACACATTTGTACCGAATGGCAGTAAATGT	4090
Query	6721	TAGCCATTTACAGCAAATGCCAAATATGGAGAAACATCATAATAaaaaaaATCTGCTTTTTTC	6780
18665	4091	TAGCCATTTACAGCAAATGCCAAATATGGAGAAACATCATAATAAAAAAATCTGCTTTTTTC	4150
Query	6781	ATTA 6784	

FIG. 7E

18665 41.51 APTA 41.54

FIG. 7F

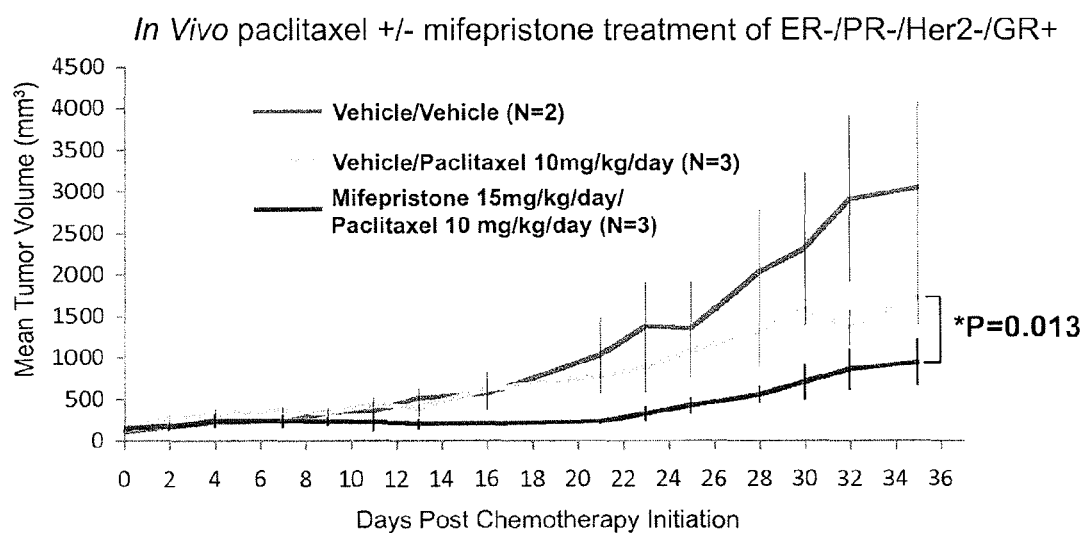


FIG. 8

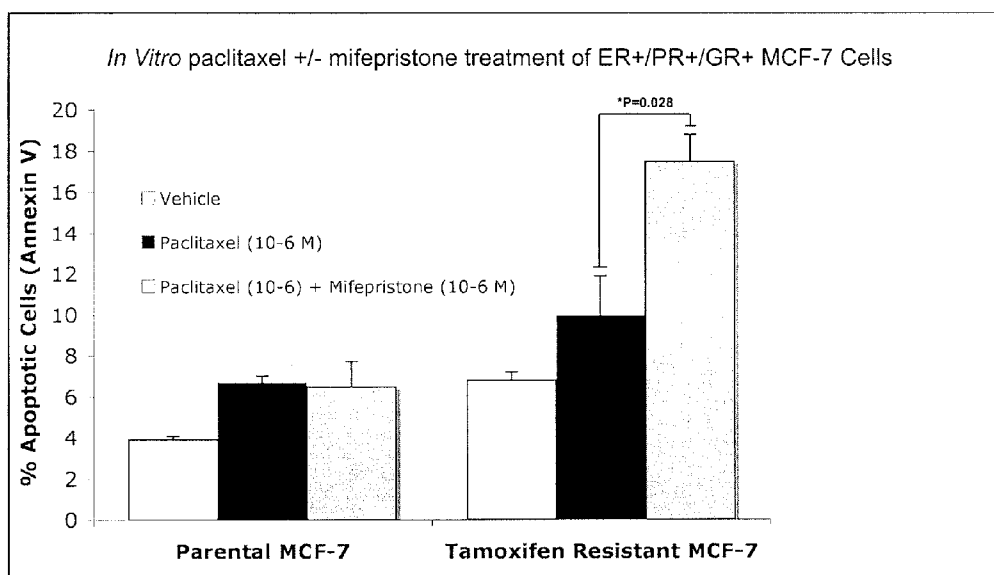


FIG. 9

**METHODS AND COMPOSITIONS RELATED
TO GLUCOCORTICOID RECEPTOR
ANTAGONISTS AND BREAST CANCER**

**CROSS-REFERENCES TO RELATED
APPLICATIONS**

[0001] This application is a Continuation of U.S. application Ser. No. 14/296,127, filed Jun. 4, 2014, which is a Continuation of U.S. application Ser. No. 14/172,051, filed Feb. 4, 2014, which is a Continuation of U.S. application Ser. No. 13/071,363, filed Mar. 24, 2011, which claims priority to U.S. Provisional Application No. 61/317,182, filed on Mar. 24, 2010, which is hereby incorporated by reference.

**STATEMENT AS TO RIGHTS TO INVENTIONS
MADE UNDER FEDERALLY SPONSORED
RESEARCH AND DEVELOPMENT**

[0002] This invention was made with government support under CA089208 awarded by the National Institutes of Health. The government has certain rights in the invention.

**REFERENCE TO A "SEQUENCE LISTING," A
TABLE, OR A COMPUTER PROGRAM LISTING
APPENDIX SUBMITTED ON A COMPACT DISK**

[0003] NOT APPLICABLE

BACKGROUND OF THE INVENTION

[0004] I. Field of the Invention

[0005] Embodiments of this invention are directed generally to biology and medicine. In certain aspects methods involve determining the prognosis for a breast cancer patient. In other embodiments, there are methods and compositions for treating a breast cancer patient with a glucocorticoid antagonist.

[0006] II. Background

[0007] There are over 1 million cases of breast cancer per year on a global basis, of which around 0.5 million are in the US, 40,000 are in the UK and nearly 2,000 in Ireland. It is the leading cause of cancer deaths among women (Keen and Davidson, 2003). Although the overall incidence of the disease is increasing within the western world, wider screening and improved treatments have led to a gradual decline in the fatality rate of about 1% per year since 1991. Inheritance of susceptibility genes, such as BRCA1 and BRCA2, account for only 5% of breast cancer cases and the factors responsible for the other 95% remain obscure (Grover and Martin, 2002). In the absence of a strategy to reduce causative agents of breast cancer, early detection remains the best approach to reducing the mortality rate of this disease. It is widely held that breast cancer initiates as the pre-malignant stage of atypical ductal hyperplasia (ADH), progresses into the pre-invasive stage of ductal carcinoma in situ (DCIS), and culminates in the potentially lethal stage of invasive ductal carcinoma (IDC). This linear model of breast cancer progression has been the rationale for the use of detection methods such as mammography in the hope of diagnosing and treating breast cancer at earlier clinical stages (Ma et al., 2003).

[0008] As more molecular information is being collated, diseases such as breast cancer are being sub-divided according to genetic signatures linked to patient outcome, providing valuable information for the clinician. Emerging novel technologies in molecular medicine have already demonstrated their power in discriminating between disease sub-types that

are not recognizable by traditional pathological criteria (Sorlie et al., 2001) and in identifying specific genetic events involved in cancer progression (Srinivas et al., 2002).

[0009] Endocrine therapy is a popular mode of treatment for all stages of breast cancer. A majority of breast cancers belong to the type in which growth is stimulated by the female sex hormones, estrogens and progesterone. Therefore some of the therapies are based on depriving the tumor of the hormone-induced growth stimulus. Some of the current modes of endocrine treatments include blockade of the estrogen receptor with an antiestrogen, e.g. tamoxifen; hormonal ablation by surgery (oophorectomy, adrenalectomy or hypophysectomy), radiotherapy or medically by administration of a luteinizing hormone-releasing hormone analogue (LHRHa), e.g., goserelin; suppression of estrogen synthesis with aromatase inhibitors, e.g., anastrozole; pharmacological doses of estrogens and progestagens, e.g., megestrol acetate.

[0010] Despite recent advances, the challenge of cancer treatment, including breast cancer therapy remains. Progress is limited with respect to the development of specific treatment regimens to clinically distinct tumor types, and to personalize tumor treatment in order to maximize outcome and efficiency. Moreover, a number of patients exhibit chemotherapy resistance.

[0011] Mere classification of breast cancers into a few sub-groups characterized by low to absent gene expression of the estrogen receptor (ER) alone may not reflect the cellular and molecular heterogeneity of breast cancer, and may not allow the design of treatment strategies maximizing patient response. Once a patient is diagnosed with cancer, such as breast or ovarian cancer, or an individual wants predisposition analysis, there is a strong need for methods that allow the physician to predict the expected course of disease, including the likelihood of cancer recurrence, long-term survival of the patient, and the like, and accordingly select an appropriate treatment option that is effective.

SUMMARY OF THE INVENTION

[0012] Embodiments concern methods, compositions, and apparatuses related to assessing, prognosing, and/or treating breast cancer patients. It concerns using information related to glucocorticoid receptor (GR) activity and/or expression in conjunction with information related to estrogen receptor (ER) activity or expression to identify patients with the least favorable prognosis based on current standards of care for breast cancer. Patients with relatively low levels of estrogen receptor expression and relatively high levels of glucocorticoid expression fall into a group of breast cancer patients with the least favorable prognosis (i.e., mortality rate).

[0013] Accordingly, methods concern evaluating a patient with breast cancer. Embodiments include evaluating a biological sample from a patient; evaluating breast cancer cells from a patient; evaluating a biological sample from a breast cancer patient; assessing a breast cancer patient; testing a breast cancer sample or biopsy; testing a breast tumor; prognosing a breast cancer patient; treating a breast cancer patient, particularly a patient with a particular profile related to ER and GR; determining a treatment for a breast cancer patient; altering a treatment plan for a breast cancer patient; reporting prognosis of a breast cancer patient; determining a prognosis score for a breast cancer patient; generating a prognosis score for a breast cancer patient; assessing the risk of mortality of a breast cancer patient generally or within a certain time frame, such as 150 months from end of cancer treatment; generating

an ER and GR expression profile for a breast cancer patient; comparing a patient's ER and GR expression profile to a standardized profile; and/or, determining a breast cancer patient has a poor prognosis based on the patient's ER and GR status.

[0014] Embodiments also cover apparatuses, kits, and computer readable medium and systems for assessing the level or activity of ER and/or GR in a patient's breast cancer sample and determining a prognosis; and/or treating the patient accordingly. It is specifically contemplated that a breast cancer patient is a human. Accordingly, in human patients, ER refers to an estrogen receptor in a human and GR refers to a glucocorticoid receptor in a human.

[0015] Some embodiments include generating an expression profile for glucocorticoid receptor, which means obtaining the level of expression of GR directly or indirectly by measuring or assaying activity or expression. Methods include directly measuring or assaying the level of expression or activity refers to measuring or assaying a sample to determine the level of GR expression (protein or transcript) in the cell. Indirectly obtaining the level of expression includes measuring or assaying expression or activity of a gene or protein that correlates with GR expression or activity. In some embodiments, the level of GR expression can be indirectly obtained by measuring or assaying expression of a GR-responsive gene, which refers to a gene whose expression is affected in a dose-dependent manner by GR expression or activity. Expression refers to either protein expression or RNA (transcript) expression. Methods may involve either type of expression and a variety of assays are well known to those of skill in the art. For example, quantitative PCR may be performed to obtain RNA expression levels. The Affymetrix chip used in the Examples also provides information regarding RNA expression levels. Alternatively, reagents to detect protein expression levels may be employed in embodiments. Methods may involve probes, primers, and/or antibodies that are specific to GR or ER in order to assess expression levels.

[0016] In some embodiments, the activity level of GR is measured by assaying the level of GR expression. In additional embodiments, GR expression is GR transcript expression. In other embodiments, GR expression is GR protein expression. As discussed above, in some embodiments, the activity level of GR is measured by assaying the expression level of one or more GR-responsive genes. A GR-responsive gene may be one or more of the following: MCL1, SAP30, DUSP1, SGK1, SMARCA2, PTGDS, TNFRSF9, SFN, LAPTM5, GPSM2, SORT1, DPT, NRP1, ACSL5, BIRC3, NNMT, IGFBP6, PLXNC1, SLC46A3, C14orf139, PIAS1, IDH2, SERPINF1, ERBB2, PECAM1, LBH, ST3GAL5, IL1R1, BIN1, WIPF1, TFP1, FN1, FAM134A, NRIP1, RAC2, SPP1, PHF15, BTN3A2, SESN1, MAP3K5, DPYSL2, SEMA4D, STOM, or MAOA.

[0017] In some embodiments, there is a step of assaying or measuring the activity level of glucocorticoid receptor (GR) in a biological sample from the patient containing breast cancer cells. As discussed above, the activity level of GR can be obtained directly or indirectly. It is specifically contemplated that levels of glucocorticoid activity or expression refers to activity or expression of GR α , GR β , or both. Unless specifically stated otherwise, the terms "glucocorticoid receptor" or "GR" refer to both forms. Embodiments discussed with respect to glucocorticoid receptor or GR may also be implemented solely with GR α or solely with GR β .

[0018] Methods may also include obtaining a level of estrogen receptor (ER) expression in breast cancer cells from the patient. The level can be obtained by obtaining the results of an assay that measured the level of ER expression. In some embodiments, the level is obtained by measuring or assaying the level of ER expression.

[0019] In some embodiments, the level of estrogen receptor expression in breast cancer cells from patient is obtained by measuring the level of estrogen receptor expression from the biological sample from the patient. In other embodiments, the level is obtained by receiving qualitative and/or quantitative data regarding the level.

[0020] In some embodiments, methods include identifying the patient as having or not having a risk factor for cancer recurrence based on the levels of ER and GR expression. Methods may involve categorizing the patient as ER+ or ER- based the level of estrogen receptor expression and a predetermined threshold value for ER expression. The term "ER+" refers to a classification of ER expression that indicates the patient expresses estrogen receptor in breast cancer cells at or above a certain level. The term "ER-" refers to a classification of ER expression that indicates the patient expresses estrogen receptor at a relatively low level in breast cancer cells, meaning at or below a certain level. In embodiments of the invention, that certain level or a predetermined threshold value is at, below, or above 1, 2, 3, 4, 5, 6, 7, 8, 9, 10, 11, 12, 13, 14, 15, 16, 17, 18, 19, 20, 21, 22, 23, 24, 25, 26, 27, 28, 29, 30, 31, 32, 33, 34, 35, 36, 37, 38, 39, 40, 41, 42, 43, 44, 45, 46, 47, 48, 49, 50, 51, 52, 53, 54, 55, 56, 57, 58, 59, 60, 61, 62, 63, 64, 65, 66, 67, 68, 69, 70, 71, 72, 73, 74, 75, 76, 77, 78, 79, 80, 81, 82, 83, 84, 85, 86, 87, 88, 89, 90, 91, 92, 93, 94, 95, 96, 97, 98, 99, 100 percentile, or any range derivable therein.

[0021] Methods may involve measuring the activity level of glucocorticoid receptor in a biological sample from the patient containing breast cancer cells and measuring the expression level of estrogen receptor in the biological sample.

[0022] In certain embodiments, the predetermined threshold value for ER expression identifies a patient as ER+ if the patient's ER expression level is in the 25th percentile or greater compared to a normalized sample. This means the patient may be designated as having a level of ER expression that is at or above 25, 26, 27, 28, 29, 30, 31, 32, 33, 34, 35, 36, 37, 38, 39, 40, 41, 42, 43, 44, 45, 46, 47, 48, 49, 50, 51, 52, 53, 54, 55, 56, 57, 58, 59, 60, 61, 62, 63, 64, 65, 66, 67, 68, 69, 70, 71, 72, 73, 74, 75, 76, 77, 78, 79, 80, 81, 82, 83, 84, 85, 86, 87, 88, 89, 90, 91, 92, 93, 94, 95, 96, 97, 98, 99, 100 percentile, or any range derivable therein. It is contemplated that in some cases, a patient may be designated as ER+ if the patient's ER expression level is at or above 10, 11, 12, 13, 14, 15, 16, 17, 18, 19, 20, 21, 22, 23, 24, 25, 26, 27, 28, 29, 30, 31, 32, 33, 34, 35, 36, 37, 38, 39, 40, 41, 42, 43, 44, 45, 46, 47, 48, 49, 50, 51, 52, 53, 54, 55, 56, 57, 58, 59, 60, 61, 62, 63, 64, 65, 66, 67, 68, 69, 70, 71, 72, 73, 74, 75, 76, 77, 78, 79, 80, 81, 82, 83, 84, 85, 86, 87, 88, 89, 90, 91, 92, 93, 94, 95, 96, 97, 98, 99, 100, or any range derivable therein. The patient may also be referred to as having a normal or high ER expression level. The higher the percentile, the higher the relative expression level.

[0023] In embodiments, methods may also involve categorizing the patient as GR+ or GR- based on a predetermined threshold value for GR activity. In some cases, a predetermined threshold value for GR activity is dependent on whether the patient is categorized as ER+ or ER-. Embodiments may involve a predetermined threshold value for GR activity that identifies a patient as GR+ if the patient is ER-

and GR activity level is in the 65th percentile or greater compared to a normalized sample. It is contemplated that in some cases, a patient may be designated as GR+ if the patient's GR expression level is at or above 10, 11, 12, 13, 14, 15, 16, 17, 18, 19, 20, 21, 22, 23, 24, 25, 26, 27, 28, 29, 30, 31, 32, 33, 34, 35, 36, 37, 38, 39, 40, 41, 42, 43, 44, 45, 46, 47, 48, 49, 50, 51, 52, 53, 54, 55, 56, 57, 58, 59, 60, 61, 62, 63, 64, 65, 66, 67, 68, 69, 70, 71, 72, 73, 74, 75, 76, 77, 78, 79, 80, 81, 82, 83, 84, 85, 86, 87, 88, 89, 90, 91, 92, 93, 94, 95, 96, 97, 98, 99, 100, or any range derivable therein. The threshold value may or may not be dependent on ER expression levels or status. In some embodiments, the threshold value depends on whether the patient is ER- or not. The higher the percentile, the higher the relative expression level.

[0024] Methods may involve the use of a normalized sample or control that is based on one or more breast cancer samples that are not from the patient being tested.

[0025] In some embodiments, methods involve calculating a prognosis score for the patient based on the levels of ER and/or GR expression. Methods may alternatively or additionally involve reporting a prognosis score or report the levels of ER and/or GR expression. The score or report may contain or reflect raw data regarding expression levels or it may reflect a categorization of the expression levels obtained. A score could indicate the risk factor for mortality, recurrence, and/or both. The score could be a number within a numeric scale in which one end of the scale is most favorable and the other end is the least favorable with respect to a prognosis for breast cancer.

[0026] In certain embodiments, methods may involve identifying the patient as having a poor prognosis if the patient is determined to have a glucocorticoid receptor activity level at or above a certain threshold level and a level of estrogen receptor that is at or below a second threshold level. In each case, the threshold levels are specific for each of GR and ER. In certain embodiments, it is contemplated that a GR level in the 65th percentile or above based on breast cancer patients whose are in the 35th percentile or below is indicative of a poor prognosis. In some embodiments, patients with a poor prognosis include a population of breast cancer patients that numbers approximately 10% or less.

[0027] Methods also include identifying the patient as having a poor prognosis if the patient is determined to have i) an activity level of glucocorticoid receptor that is higher than the activity level of glucocorticoid receptor in normalized control sample and ii) a expression level of estrogen receptor expression that is lower than the expression level of estrogen receptor in a normalized control sample. Consequently, methods of the invention include prognosing a breast cancer patient. In some cases, a patient is identified as having a relatively good prognosis.

[0028] Other embodiments include methods of treating a patient for breast cancer comprising: treating the patient for breast cancer after a biological sample from the patient containing breast cancer cells is analyzed for i) the activity level of glucocorticoid receptor and ii) the expression level of estrogen receptor. A patient may be treated with a different treatment protocol than the patient would have been treated with if the patient's biological sample had not been analyzed. In some embodiments, the patient is categorized as ER- and GR+ based on the activity level of the glucocorticoid receptor and the expression level of estrogen receptor. In some cases, the patient is treated with a more aggressive therapy than the patient would have been treated with if the patient had not

been categorized as ER- and GR+. The term "more aggressive" refers to a treatment regimen that may include more drugs or drugs with more severe side effects and/or it may include an increased dosage or increased frequency of drugs. It may also include radiation or a combination of therapies. In some cases, the therapy includes one or more chemotherapeutics and/or biologics. In some embodiments, the patient is treated with a therapy comprising an anti-angiogenic agent. In additional embodiments, the therapy further comprises a chemotherapeutic agent in addition to the anti-angiogenic agent. Embodiments also include administering a glucocorticoid receptor antagonist and/or tyrosine kinase inhibitor.

[0029] Embodiments may also include where the patient is treated with more than one type of cancer therapy. This may be after the patient is determined to have a particular prognosis or after the status of the patient's GR and ER expression profile is known. In some embodiments, certain treatments are provided to an ER-/GR+ breast cancer patient who might have otherwise been treated with a less aggressive treatment for breast cancer. In some embodiments, a patient is treated with at least two of the following: radiation, chemotherapy, or a biologic. In particular embodiments, the patient may be treated with a kinase inhibitor and/or anti-angiogenic agent.

[0030] Methods may also involve obtaining a biological sample comprising breast cancer cells from the patient and categorizing the patient as i) GR+ or GR- based on the level of glucocorticoid activity assayed in the sample and compared to a predetermined threshold value for GR activity; and ii) ER+ or ER- based on the level of estrogen receptor expression assayed in the sample and compared to a predetermined threshold value for ER expression.

[0031] Any method may also include treating the patient for breast cancer, which may include directly administering or providing a cancer therapy. In some embodiments, a practitioner or doctor may prescribe a cancer therapy that the patient administers to herself.

[0032] To achieve these methods, a doctor, medical practitioner, or their staff may retrieve a biological sample from a patient for evaluation. The sample may be a biopsy, such as a breast tissue or tumor biopsy. The sample may be analyzed by the practitioner or their staff, or it may be sent to an outside or independent laboratory. The medical practitioner may be cognizant of whether the test is providing information regarding the patient's level of GR and/or ER expression or activity, or the medical practitioner may be aware only that the test indicates directly or indirectly that the test reflects that the patient has a particular prognosis or can be given a particular prognosis score. Furthermore, the practitioner may know the patient's ER or GR status, such as ER+ or ER-, or GR+ or GR-. Alternatively, she may be aware only that the test or assay indicates the patient has a poor prognosis, or the worst prognosis.

[0033] Embodiments also concern kits to determine glucocorticoid receptor status in breast cancer cells comprising: (a) one or more reagents for determining expression levels of NR3C1 in a biological sample; and (b) an algorithm and software encoding the algorithm for calculating a risk factor index from the expression of NR3C1 in a sample and the estrogen receptor status of the breast cancer cells to determine a prognosis or a prognosis score. Kits may also include one or more reagents for determining expression levels of ESR1 in the biological sample to provide estrogen receptor status.

[0034] Other embodiments include a computer readable medium having software modules for performing a method

comprising the acts of: (a) comparing glucocorticoid receptor data obtained from a patient's breast cancer sample with a reference; and (b) providing an assessment of glucocorticoid receptor status to a physician for use in determining an appropriate therapeutic regimen for a patient. In further embodiments, the computer readable medium further comprises a software module for assessing estrogen receptor status of the patient's breast cancer sample.

[0035] Computer systems are also included. In some embodiments, they have a processor, memory, external data storage, input/output mechanisms, a display, for assessing glucocorticoid receptor activity, comprising: (a) a database; (b) logic mechanisms in the computer generating for the database a GR-responsive gene expression reference; and (c) a comparing mechanism in the computer for comparing the GR-responsive gene expression reference to expression data from a patient sample using a comparison model to determine a GR gene expression profile of the sample.

[0036] Other embodiments include an internet accessible portal for providing biological information constructed and arranged to execute a computer-implemented method for providing: (a) a comparison of gene expression data of one or more GR-responsive genes in a patient sample with a calculated reporter index; and (b) providing an assessment of GR activity or expression to a physician for use in determining an appropriate therapeutic regime for a patient.

[0037] In addition to compiling, collecting and or processing data related to GR status, methods, media and systems may also include the same embodiments with respect to data related to ER status. Such aspects may be instead of or in addition to the aspects related to GR status or data.

[0038] Embodiments also include methods of killing breast cancer cells comprising administering to a breast cancer patient an effective amount of a combination of anti-cancer compounds, wherein the anticancer compounds comprise a glucocorticoid receptor antagonist and a chemotherapeutic.

[0039] In other embodiments, there are methods for treating breast cancer in a patient comprising administering to the patient an effective amount of glucocorticoid receptor antagonist and a chemotherapeutic.

[0040] In further embodiments, methods are provided for treating chemotherapy-insensitive breast cancer cells comprising administering to a breast cancer patient an effective amount of a glucocorticoid receptor antagonist followed by chemotherapy.

[0041] Other methods include methods for treating breast cancer in a patient comprising: a) administering radiation or at least a first chemotherapeutic to the patient; b) subsequently administering an effective amount of a glucocorticoid receptor antagonist to the patient; and, c) administering radiation again or at least a second chemotherapeutic to the patient after the glucocorticoid receptor antagonist is administered to the patient.

[0042] In some embodiments, there are methods for treating breast cancer in a patient comprising: a) administering an effective amount of a glucocorticoid receptor antagonist to the patient, wherein the patient expresses detectable levels of GR prior to administration of the GR antagonist; b) then administering an effective amount of radiation or at least one chemotherapeutic.

[0043] It is contemplated that in methods described herein, breast cancer cells may undergo apoptosis following treatment set forth herein. Moreover, in some embodiments, the combination of a glucocorticoid receptor antagonist and an

anticancer agent or compound induces more apoptosis than treatment with just the anticancer treatment alone. In other methods, it is specifically contemplated to exclude treatment with a synthetic glucocorticoid, such as dexamethasone.

[0044] Glucocorticoid receptor antagonists are known to those of skill in the art. It refers to a compound or substance that that does not provoke a biological response itself upon binding to the glucocorticoid receptor, but blocks or dampens agonist-mediated responses. Examples include, but are not limited to, beclometasone, betamethasone, budesonide, ciclesonide, flunisolide, fluticasone, mifepristone, mometasone, and triamcinolone. In additional embodiments, the glucocorticoid receptor antagonist has undetectable level or a lower level of activity as a progesterone receptor antagonist. In certain embodiments, the glucocorticoid receptor antagonist has greater than 10-fold, 50-fold, 100-fold, 200-fold, 300-fold, 400-fold, 500-fold, 1000-fold lower binding activity (or any range derivable therein) for another hormone receptor compared to its binding activity for glucocorticoid receptor. In specific embodiments the hormone receptor is estrogen receptor or progesterone receptor.

[0045] In some embodiments, a patient had been previously treated with an anti-cancer therapy, such as radiation, chemotherapy, or immunotherapy (or a combination or multiple therapies thereof). In certain embodiments, a first anti-cancer therapy prior to therapy with glucocorticoid receptor antagonist was last administered more than two weeks prior to the glucocorticoid receptor antagonist or its combination with a second anti-cancer therapy. In certain embodiments, this first anti-cancer therapy that does not include a glucocorticoid receptor antagonist was last administered to the breast cancer patient at least 7, 8, 9, 10, 11, 12, 13, 14 days, and/or 1, 2, 3, 4, or 5 weeks, and/or 1, 2, 3, 4, 5, 6, 7, 8, 9, 10, 11, or 12 months prior to treatment with a glucocorticoid receptor antagonist. Treatment methods may be applied to breast cancer or breast cancer cells that are chemo-resistant or breast cancer cells that are not chemo-sensitive. Moreover, treatment may be applied to breast cancer or to breast cancer cells that were previously administered a first apoptosis inducing agent, but were resistant to apoptosis.

[0046] In some embodiments, the breast cancer cells are determined to be resistant to apoptosis. In additional embodiments, the breast cancer or the breast cancer cells are determined not to be chemo-sensitive or are determined to be chemo-resistant. This determination may be based on the results of a genetic test or based on information obtained from an assessment of a tumor or the breast cancer after treatment with a first anti-cancer therapy. In specific embodiments, the first anti-cancer therapy is a chemotherapeutic, Herceptin®, radiation, a combination of chemotherapeutics, or a combination of one or more chemotherapeutic agents and Herceptin®.

[0047] In additional embodiments, the breast cancer cells express a detectable level of glucocorticoid receptor or its transcript. In some embodiments, the patient is determined to have breast cancer cells that express a detectable level of glucocorticoid receptor or its transcript. This may be determined directly or indirectly.

[0048] It is contemplated that breast cancer cells may be treated with a glucocorticoid receptor antagonist regardless of estrogen receptor status. Therefore, breast cancer cells may be estrogen receptor-negative (ER-) or estrogen receptor-positive (ER+), accordingly to a standardized and industry accepted test for ER status. In certain embodiments, the

breast cancer cells do not express any detectable levels of ER; in other embodiments, ER expression is detectable in the breast cancer cells.

[0049] It is contemplated that breast cancer cells may be treated with a glucocorticoid receptor antagonist depending on or regardless of progesterone receptor status. Therefore, breast cancer cells may be progesterone receptor-negative (PR-) or progesterone receptor-positive (PR+), accordingly to a standardized and industry accepted test for ER status. In certain embodiments, the breast cancer cells do not express any detectable levels of PR; in other embodiments, PR expression is detectable in the breast cancer cells.

[0050] Methods involve treating breast cancer, particularly a chemo-resistant breast cancer, with a combination of therapies that includes a glucocorticoid receptor antagonist and an anticancer therapy that induces apoptosis (together they may be referred to as a combination of anti-cancer agents or compounds), such as a chemotherapeutic. In some embodiments, the chemotherapeutic is capecitabine, carboplatin, cyclophosphamide (Cytoxan), daunorubicin, docetaxel (Taxotere), doxorubicin (Adriamycin), epirubicin (Ellence), fluorouracil (also called 5-fluorouracil or 5-FU), gemcitabine, eribulin, ixabepilone, methotrexate, mitomycin C, mitoxantrone, paclitaxel (Taxol), thiotepa, vincristine, or vinorelbine, or a combination of these agents. In other embodiments, therapy with a glucocorticoid receptor antagonist is combined with Herceptin®, radiation, chemotherapeutic(s) and radiation, a combination of chemotherapeutics, or a combination of one or more chemotherapeutic agents and Herceptin®.

[0051] It is contemplated that in some embodiments of the combination therapy the glucocorticoid receptor antagonist is administered within 5, 10, 30, 45, 60 minutes, and/or 1, 2, 3, 4, 5, 6, 7, 8, 9, 10, 11, 12, 13, 14, 15, 16, 17, 18, 19, 20, 21, 22, 23, 24 hours, and/or 1, 2, 3, 4, 5, 6, 7 days, or any combination thereof within administration of at least one or the combination of the anti-cancer agents or compounds. In specific embodiments, the glucocorticoid receptor antagonist is administered within 2 hours, 12 hours or 24 hours of administration of an anticancer agent or compound (or a combination of such agents or compounds).

[0052] It is specifically contemplated that treatment may continue or be repeated. In some embodiments, once treated with the combination of a glucocorticoid receptor antagonist and at least one anticancer agent or compound, all or part of the treatment may be repeated alone or in combination with a different anticancer agent or compound.

[0053] In certain embodiments, the glucocorticoid receptor antagonist is administered prior to as the other agent or therapy included in the combination therapy. In certain embodiments, the glucocorticoid receptor antagonist is administered 5, 10, 30, 45, 60 minutes, and/or 1, 2, 3, 4, 5, 6, 7, 8, 9, 10, 11, 12, 13, 14, 15, 16, 17, 18, 19, 20, 21, 22, 23, 24 hours, and/or 1, 2, 3, 4, 5, 6, 7 days, or any combination thereof prior to administration of at least one or the combination of the anti-cancer agents or compounds. It is specifically contemplated that in some embodiments, the glucocorticoid receptor antagonist is given prior to administration of the anticancer agent or compound but that the glucocorticoid receptor antagonist is also given concurrently with or after administration of the initial or a subsequent dose of the anticancer agent or compound. As discussed throughout, the anticancer agent or compound may be in a combination of such agents or compounds. In certain embodiments, the glucocor-

ticoid receptor antagonist is administered up to three days prior to administering the anticancer agent or compound.

[0054] Additionally or alternatively, the glucocorticoid receptor antagonist is administered after administration of the other agent or therapy included in the combination therapy. In certain embodiments, the glucocorticoid receptor antagonist is administered 5, 10, 30, 45, 60 minutes, and/or 1, 2, 3, 4, 5, 6, 7, 8, 9, 10, 11, 12, 13, 14, 15, 16, 17, 18, 19, 20, 21, 22, 23, 24 hours, and/or 1, 2, 3, 4, 5, 6, 7 days, or any combination thereof after administration of at least one or the combination of the anti-cancer agents or compounds. It is specifically contemplated that in some embodiments, the glucocorticoid receptor antagonist is given after to administration of the anticancer agent or compound; such administration may be repeated. As discussed throughout, the anticancer agent or compound may be in a combination of such agents or compounds. In certain embodiments, the glucocorticoid receptor antagonist is administered up to three days after administering the anticancer agent or compound.

[0055] In certain embodiments, the breast cancer is an unresectable breast cancer. In further embodiments, the breast cancer is inflammatory breast cancer.

[0056] It is specifically contemplated that in some methods, dexamethasone has not been administered to the patient within 24 hours of administration of the glucocorticoid receptor antagonist.

[0057] Compositions are contemplated to include a glucocorticoid receptor antagonist and any other anticancer compound discussed herein, such as Herceptin or one or more chemotherapeutic compounds. In some embodiments, the composition is in a pharmaceutically acceptable formulation.

[0058] Use of the one or more compositions may be employed based on methods described herein. Other embodiments are discussed throughout this application. Any embodiment discussed with respect to one aspect of the invention applies to other aspects of the invention as well and vice versa. The embodiments in the Example section are understood to be embodiments that are applicable to all aspects of the technology described herein.

[0059] "Cancer prognosis" generally refers to a forecast or prediction of the probable course or outcome of the cancer. As used herein, cancer prognosis includes the forecast or prediction of any one or more of the following: duration of survival of a patient susceptible to or diagnosed with a cancer, duration of recurrence-free survival, duration of progression free survival of a patient susceptible to or diagnosed with a cancer, response rate in a group of patients susceptible to or diagnosed with a cancer, and/or duration of response in a patient or a group of patients susceptible to or diagnosed with a cancer.

[0060] In certain aspects, prognosis is an estimation of the likelihood of metastasis free survival of said patient over a predetermined period of time, e.g., over a period of 5 years.

[0061] In further aspects, prognosis is an estimation of the likelihood of death of disease of said patient over a predetermined period of time, e.g., over a period of 5 years.

[0062] The term "recurrence" refers to the detection of breast cancer in form of metastatic spread of tumor cells, local recurrence, contralateral recurrence or recurrence of breast cancer at any site of the body of the patient after breast cancer had been substantially undetectable or responsive to treatments.

[0063] As used herein, "prognostic for cancer" means providing a forecast or prediction of the probable course or

outcome of the cancer. In some embodiments, “prognostic for cancer” comprises providing the forecast or prediction of (prognostic for) any one or more of the following: duration of survival of a patient susceptible to or diagnosed with a cancer, duration of recurrence-free survival, duration of progression free survival of a patient susceptible to or diagnosed with a cancer, response rate in a group of patients susceptible to or diagnosed with a cancer, and/or duration of response in a patient or a group of patients susceptible to or diagnosed with a cancer.

[0064] By “gene” is meant any polynucleotide sequence or portion thereof with a functional role in encoding or transcribing a protein or regulating other gene expression. The gene may consist of all the nucleic acids responsible for encoding a functional protein or only a portion of the nucleic acids responsible for encoding or expressing a protein. The polynucleotide sequence may contain a genetic abnormality within exons, introns, initiation or termination regions, promoter sequences, other regulatory sequences or unique adjacent regions to the gene.

[0065] As used herein, “treatment” or “therapy” is an approach for obtaining beneficial or desired clinical results. This includes: reduce the number of cancer cells; reduce the tumor size; inhibit (i.e., slow to some extent and/or stop) cancer cell infiltration into peripheral organs; inhibit (i.e., slow to some extent and/or stop) tumor metastasis; inhibit, to some extent, tumor growth; and/or relieve to some extent one or more of the symptoms associated with the disorder, shrinking the size of the tumor, decreasing symptoms resulting from the disease, increasing the quality of life of those suffering from the disease, decreasing the dose of other medications required to treat the disease, delaying the progression of the disease, and/or prolonging survival of patients.

[0066] The term “therapeutically effective amount” refers to an amount of the drug that may reduce the number of cancer cells; reduce the tumor size; inhibit (i.e., slow to some extent and preferably stop) cancer cell infiltration into peripheral organs; inhibit (i.e., slow to some extent and preferably stop) tumor metastasis; inhibit, to some extent, tumor growth; and/or relieve to some extent one or more of the symptoms associated with the disorder. To the extent the drug may prevent growth and/or kill existing cancer cells, it may be cytostatic and/or cytotoxic. For cancer therapy, efficacy in vivo can, for example, be measured by assessing the duration of survival, time to disease progression (TTP), the response rates (RR), duration of response, and/or quality of life.

[0067] The terms “overexpress”, “overexpression”, “overexpressed”, “up-regulate”, or “up-regulated” interchangeably refer to a biomarker that is transcribed or translated at a detectably greater level, usually in a cancer cell, in comparison to a non-cancer cell or cancer cell that is not associated with the worst or poorest prognosis. The term includes overexpression due to transcription, post transcriptional processing, translation, post-translational processing, cellular localization, and/or RNA and protein stability, as compared to a non-cancer cell or cancer cell that is not associated with the worst or poorest prognosis. Overexpression can be detected using conventional techniques for detecting mRNA (i.e., RT-PCR, PCR, hybridization) or proteins (i.e., ELISA, immunohistochemical techniques, mass spectroscopy). Overexpression can be 10%, 20%, 30%, 40%, 50%, 60%, 70%, 80%, 90% or more in comparison to a normal cell or cancer cell that is not associated with the worst or poorest prognosis. In certain instances, overexpression is 1-fold, 2-fold, 3-fold,

4-fold 5, 6, 7, 8, 9, 10, or 15-fold or more higher levels of transcription or translation in comparison to a non-cancer cell or cancer cell that is not associated with the worst or poorest prognosis.

[0068] “Biological sample” includes sections of tissues such as biopsy and autopsy samples, and frozen sections taken for histologic purposes. Such samples include breast cancer tissues, cultured cells, e.g., primary cultures, explants, and transformed cells. A biological sample is typically obtained from a mammal, such as a primate, e.g., human.

[0069] A “biopsy” refers to the process of removing a tissue sample for diagnostic or prognostic evaluation, and to the tissue specimen itself. Any biopsy technique known in the art can be applied to the diagnostic and prognostic methods of the present invention. The biopsy technique applied will depend on the tissue type to be evaluated (e.g., breast), the size and type of the tumor, among other factors. Representative biopsy techniques include, but are not limited to, excisional biopsy, incisional biopsy, needle biopsy, and surgical biopsy. An “excisional biopsy” refers to the removal of an entire tumor mass with a small margin of normal tissue surrounding it. An “incisional biopsy” refers to the removal of a wedge of tissue that includes a cross-sectional diameter of the tumor. A diagnosis or prognosis made by endoscopy or fluoroscopy can require a “core-needle biopsy”, or a “fine-needle aspiration biopsy” which generally obtains a suspension of cells from within a target tissue. Biopsy techniques are discussed, for example, in Harrison’s Principles of Internal Medicine, 2005. Obtaining a biopsy includes both direct and indirect methods, including obtaining the biopsy from the patient or obtaining the biopsy sample after it is removed from the patient.

[0070] The use of the word “a” or “an” when used in conjunction with the term “comprising” in the claims and/or the specification may mean “one,” but it is also consistent with the meaning of “one or more,” “at least one,” and “one or more than one.”

[0071] Throughout this application, the term “about” is used to indicate that a value includes the standard deviation of error for the device or method being employed to determine the value.

[0072] The use of the term “or” in the claims is used to mean “and/or” unless explicitly indicated to refer to alternatives only or the alternatives are mutually exclusive, although the disclosure supports a definition that refers to only alternatives and “and/or.” It is also contemplated that anything listed using the term “or” may also be specifically excluded.

[0073] As used in this specification and claim(s), the words “comprising” (and any form of comprising, such as “comprise” and “comprises”), “having” (and any form of having, such as “have” and “has”), “including” (and any form of including, such as “includes” and “include”) or “containing” (and any form of containing, such as “contains” and “contain”) are inclusive or open-ended and do not exclude additional, unrecited elements or method steps.

[0074] Other objects, features and advantages of the present invention will become apparent from the following detailed description. It should be understood, however, that the detailed description and the specific examples, while indicating specific embodiments of the invention, are given by way of illustration only, since various changes and modifications within the spirit and scope of the invention will become apparent to those skilled in the art from this detailed description.

DESCRIPTION OF THE DRAWINGS

[0075] The following drawings form part of the present specification and are included to further demonstrate certain aspects of the present invention. The invention may be better understood by reference to one or more of these drawings in combination with the detailed description of specific embodiments presented herein.

[0076] FIG. 1. Primary human breast ductal epithelium, DCIS (60%) invasive human cancers (~30-40%) exhibit significant glucocorticoid receptor expression.

[0077] FIG. 2. Unsupervised cluster analysis identifies GR target gene signature (Sig+) vs Sig- tumors (n=68 genes) A GR-regulated gene expression set from MCF10A-Myc (ER-/GR+) cells treated +/- Dex from 30 m-24 h was used to perform a two dimensional unsupervised clustering analysis on the NKI-295 early breast cancer gene expression data set (n=2034 starting genes). GR-regulated genes (n=68) that separate these tumors into two groups (GRsig+=Red and GRsig-=Green) are shown in rows while each column represents a patient. Several EMT genes (e.g. Snail) and known anti-apoptotic genes are included.

[0078] FIG. 3. NR3C1 expression correlates with GR signature gene expression. The GRsig+ vs. GRsig- tumor designations correlate with higher NR3C1 vs. lower expression, respectively. For ESR1+ tumors (orange) the P<0.00001 and for ESR1- tumors (green) p=0.7 (t test). Error bars are +/- SD.

[0079] FIG. 4. RFS of GR gene expression signature. The GR signature predicts a differential prognosis for ESR1+ patients and ESR1- pts with respect to GR-signature expression. ESR1-/GR+ signature patients have the worst prognosis.

[0080] FIG. 5. Meta-analysis of NR3C1 expression and RFS.

[0081] FIG. 6. Common genes differentially expressed in ESR1- and NR3C1+/- tumors, ChIP-seq and gene expression in Dex-treated MCF10A-Myc cells.

[0082] FIG. 7A-F. Schematic of glucocorticoid receptor (GR) isoforms.

[0083] FIG. 8. Administration of mifepristone increases MDA-MB-231 tumor susceptibility to paclitaxel treatment in vivo.

[0084] FIG. 9. Mifepristone pretreatment increases tamoxifen-resistant MCF-7 (T-R-MCF-7), but not parental MCF-7 cell susceptibility to paclitaxel in vitro.

DETAILED DESCRIPTION OF THE INVENTION

[0085] Glucocorticoid receptor (GR) activation initiates a potent cell survival signal in ER- breast cancer models. However, GR activity has not been previously examined in primary human breast cancers. Because anti-apoptotic signaling is believed to be an important determinant of breast cancer viability and relapse, the inventors contemplate that early stage primary human breast cancer demonstrates a correlation between high GR(NR3C1) and GR- mediated gene expression and cancer recurrence.

[0086] The Dutch NKI 295 data set was examined and the inventors determined that a gene expression signature of 68 GR-regulated genes (based on in vitro data) could cluster patients into different groups with differential outcome. In addition, it was found that GR-mediated gene expression correlated with NR3C1 expression levels. The inventors examined NR3C1 tumor expression in a much larger meta-

dataset and again found that ER-/GR(NR3C1)+ patients did the worst. Moreover, key cell survival genes identified as GR gene targets from ChIP-seq experiments were differentially expressed.

I. Hormone Receptor Status of Breast Cancer

[0087] Intracellular receptors (IRs) form a class of structurally-related genetic regulators scientists have named "ligand dependent transcription factors" (R. M. Evans, Science, 240:889, 1988). Steroid receptors are a recognized subset of the IRs, including androgen receptor (AR), progesterone receptor (PR), estrogen receptor (ER), glucocorticoid receptor (GR), and mineralocorticoid receptor (MR). Regulation of a gene by such factors requires both the IR itself and a corresponding ligand, which has the ability to selectively bind to the IR in a way that affects gene transcription.

[0088] Naturally occurring as well as synthetic steroidal glucocorticoids (e.g., cortisol, cortisone, prednisolone, dexamethasone) have been widely used for over fifty years for the treatment of acute and chronic inflammatory and immune disorders. In particular, glucocorticoids have been prescribed for the treatment of rheumatoid arthritis, osteoarthritis, rheumatic fever, asthma, allergic rhinitis, systemic lupus erythematosus, chronic obstructive pulmonary disease, Crohn's disease, inflammatory bowel disease, and ulcerative colitis. However, the use of glucocorticoids is often associated with severe and sometimes irreversible side effects such as bone loss/osteoporosis, hyperglycemia, diabetes mellitus, hypertension, glaucoma, muscle atrophy, Cushing's syndrome, and psychosis.

[0089] Glucocorticoids exert their pharmacological effects by regulating gene transcription after the formation of a complex with the glucocorticoid receptor (GR). GR-glucocorticoid complex affects gene transcription by translocating to the nucleus after binding of the glucocorticoid where it acts as a dimer in binding to DNA glucocorticoid hormone response elements (GREs) in the promoter regions of particular genes. The GR-glucocorticoid/GRE complex then, in turn, activates (transactivation) or inhibits transcription of proximally located genes. Conversely, the GR-glucocorticoid complex may negatively regulate gene transcription by a process that does not involve binding to DNA. In this process, termed transrepression, following binding of the glucocorticoid, the complexed GR enters the nucleus where it acts as a monomer to directly interact (via protein-protein interaction) with other transcription factors, repressing their ability to induce gene transcription and thus protein expression.

[0090] Estrogen, mediated through the estrogen receptor (ER), plays a major role in regulating the growth and differentiation of normal breast epithelium (Pike et al. Epidemiologic Reviews (1993) 15(1):17-35; Henderson et al. Cancer Res. (1988) 48:246-253). It stimulates cell proliferation and regulates the expression of other genes, including the progesterone receptor (PgR). PgR then mediates the mitogenic effect of progesterone, further stimulating proliferation (Pike et al., 1993; Henderson et al., 1988). The molecular differences between estrogen receptor ("ER") negative and ER positive tumors are significant in light of clinical observations which indicate that the nature and biological behavior of ER positive and ER negative tumors are distinct even in the absence of hormonal therapy. For example, ER negative cancers tend to recur sooner and show a different rate of recurrence in distant organ sites compared to ER positive tumors. Clinical observations and molecular profiling data suggest

that tumors not expressing both ER and PgR represent a different clinical entity in terms of chemotherapy responsiveness. (Colleoni et al., *Annals of Oncology* 11(8):1057 (2000)). Thus, ER negative and ER positive breast cancers are two distinct disease entities rather than phenotypic variations of the same disease.

[0091] Relatively increased expression of these genes in primary ER-negative human breast tumors is associated with high GR expression and with an earlier relapse in ER-negative breast cancer patients (described herein). Activation of the glucocorticoid receptor (GR) in epithelial cells has been shown to initiate an anti-apoptotic (i.e., cell survival) signaling pathway that prevents breast (Wu et al, 2004) and ovarian cancer (Melhem et al, 2009) cell death in vitro and in vivo (Pang et al, 2006). Blocking or antagonizing GR activation with a GR antagonist such as mifepristone reverses cell survival signaling pathways initiated by the GR (Moran et al., 2000). Other GR antagonists (e.g., dexamethasone oxet-anone) also reverse GR-mediated cell survival and potentiate apoptosis in response to cell stressors such as growth factor withdrawal (Mikosz et al, 2001). The mechanism(s) whereby GR activation protects from cell death includes the transcriptional upregulation of genes encoding anti-apoptotic proteins such as SGK1, MKP1, MCL1, and BIRC3. However, experiments with a glucocorticoid receptor antagonist, RU486, in conjunction with dexamethasone did not increase the number of apoptotic cells induced by paclitaxel, compared to paclitaxel alone (Wu et al., 2004).

II. Biomarkers and Evaluating Levels of Biomarkers

[0092] Biomarkers for prognosing human breast cancer patients have been identified. They include estrogen receptor (ER) in combination with the activity of the glucocorticoid receptor (GR) activity. It is contemplated that these biomarkers may be evaluated based on their gene products. In some embodiments, the gene product is the RNA transcript. In other embodiments, the gene product is the protein expressed by the RNA transcript. In still another embodiment is the evaluation of surrogate genes or gene targets of ER, GR, or ER and GR.

[0093] In certain aspects a meta-analysis of expression or activity can be performed. In statistics, a meta-analysis combines the results of several studies that address a set of related research hypotheses. This is normally done by identification of a common measure of effect size, which is modeled using a form of meta-regression. Generally, three types of models can be distinguished in the literature on meta-analysis: simple regression, fixed effects meta-regression and random effects meta-regression. Resulting overall averages when controlling for study characteristics can be considered meta-effect sizes, which are more powerful estimates of the true effect size than those derived in a single study under a given single set of assumptions and conditions. A meta-gene expression value, in this context, is to be understood as being the median of the normalized expression of a marker gene or activity. Normalization of the expression of a marker gene is preferably achieved by dividing the expression level of the individual marker gene to be normalized by the respective individual median expression of this marker genes, wherein said median expression is preferably calculated from multiple measurements of the respective gene in a sufficiently large cohort of test individuals. The test cohort preferably comprises at least 3, 10, 100, 200, 1000 individuals or more including all values and ranges thereof. Dataset-specific bias can be removed or

minimized allowing multiple datasets to be combined for meta-analyses (See Sims et al. *BMC Medical Genomics* (1:42), 1-14, 2008, which is incorporated herein by reference in its entirety).

[0094] The calculation of a meta-gene expression value is performed by: (i) determining the gene expression value of at least two, preferably more genes (ii) "normalizing" the gene expression value of each individual gene by dividing the expression value with a coefficient which is approximately the median expression value of the respective gene in a representative breast cancer cohort (iii) calculating the median of the group of normalized gene expression values.

[0095] A gene shall be understood to be specifically expressed in a certain cell type if the expression level of said gene in said cell type is at least 2-fold, 5-fold, 10-fold, 100-fold, 1000-fold, or 10000-fold higher than in a reference cell type, or in a mixture of reference cell types. Reference cell types include non-cancerous breast tissue cells or a heterogeneous population of breast cancers.

[0096] In certain algorithms a suitable threshold level is first determined for a marker gene. The suitable threshold level can be determined from measurements of the marker gene expression in multiple individuals from a test cohort. The median expression of the marker gene in said multiple expression measurements is taken as the suitable threshold value.

[0097] Comparison of multiple marker genes with a threshold level can be performed as follows:

[0098] 1. The individual marker genes are compared to their respective threshold levels.

[0099] 2. The number of marker genes, the expression level of which is above their respective threshold level, is determined.

[0100] 3. If a marker genes is expressed above its respective threshold level, then the expression level of the marker gene is taken to be "above the threshold level".

[0101] "A sufficiently large number", in this context, means preferably 30%, 50%, 80%, 90%, or 95% of the marker genes used.

[0102] In certain aspects, the determination of expression levels is on a gene chip, such as an Affymetrix™ gene chip.

[0103] In another aspect, the determination of expression levels is done by kinetic real time PCR.

[0104] In certain aspects, the methods can relate to a system for performing such methods, the system comprising (a) apparatus or device for storing data on the ER or nodal status of the patient; (b) apparatus or device for determining the expression level of at least one marker gene or activity; (c) apparatus or device for comparing the expression level of the first marker gene or activity with a predetermined first threshold value; (d) apparatus or device for determining the expression level of at least one second marker gene or activity; and (e) computing apparatus or device programmed to provide an unfavorable or poor prognosis if the data indicates a negative ER status and an increased or decreased expression level of said first marker gene or activity (e.g., GR expression or activity) with the predetermined first threshold value and, alternatively, the expression level of said second marker gene is above or below a predetermined second threshold level.

[0105] The person skilled in the art readily appreciates that an unfavorable or poor prognosis can be given if the expression level of the first marker gene with the predetermined first threshold value indicates a tumor that is likely to recur or not respond well to standard therapies.

[0106] The expression patterns can also be compared by using one or more ratios between the expression levels of different breast cancer biomarkers. Other suitable measures or indicators can also be employed for assessing the relationship or difference between different expression patterns.

[0107] The GR nucleic acid and protein sequences are provided in GenBank accession number AY436590. The ER nucleic acid and protein sequences are provided in GenBank accession number NG_008493. The content of all of these GenBank Accession numbers is specifically incorporated herein by reference as of the filing date of this application.

[0108] The following biomarkers are provided for implementation with embodiments discussed herein. All of them designate nucleic acid sequences for the particular gene identifier. Nucleic acid sequences related to these gene designation can be found in the Genbank sequence databases. Additional biomarkers include the MCL1, SAP30, DUSP1, SGK1, SMARCA2, PTGDS, TNFRSF9, SFN, LAPTMS5, GPSM2, SORT1, DPT, NRP1, ACSL5, BIRC3, NNMT, IGFBP6, PLXNC1, SLC46A3, C14orf139, PIAS1, IDH2, SERPINF1, ERBB2, PECAM1, LBH, ST3GAL5, IL1R1, BIN1, WIPF1, TFP1, FN1, FAM134A, NRIP1, RAC2, SPP1, PHF15, BTN3A2, SESN1, MAP3K5, DPYSL2, SEMA4D, STOM, and MAOA genes.

[0109] One or more of the biomarkers can be used to prognose a human patient with breast cancer. The expression pattern of these biomarkers in breast cancer cells may be used to evaluate a patient to determine whether they are likely to respond to standard chemotherapy, likely not to respond to standard chemotherapy, or likely to relapse after standard chemotherapy.

[0110] The expression levels of breast cancer biomarkers can be compared to reference expression levels using various methods. These reference levels can be determined using expression levels of a reference based on all breast cancer patients or all breast cancer patients determined to be ER+ and/or ER-. Alternatively, it can be based on an internal reference such as a gene that is expressed in all cells. In some embodiments, the reference is a gene expressed in breast cancer cells at a higher level than any biomarker. Any comparison can be performed using the fold change or the absolute difference between the expression levels to be compared. One or more breast cancer biomarkers can be used in the comparison. It is contemplated that 1, 2, 3, 4, 5, 6, 7, 8, and/or 9 biomarkers may be compared to each other and/or to a reference that is internal or external. A person of ordinary skill in the art would know how to do such comparisons.

[0111] Comparisons or results from comparisons may reveal or be expressed as x-fold increase or decrease in expression relative to a standard or relative to another biomarker or relative to the same biomarker but in a different class of prognosis. In some embodiments, patients with a poor prognosis have a relatively high level of expression (overexpression) or relatively low level of expression (underexpression) when compared to patients with a better or favorable prognosis, or vice versa.

[0112] Fold increases or decreases may be, be at least, or be at most 1-, 2-, 3-, 4-, 5-, 6-, 7-, 8-, 9-, 10-, 11-, 12-, 13-, 14-, 15-, 16-, 17-, 18-, 19-, 20-, 25-, 30-, 35-, 40-, 45-, 50-, 55-, 60-, 65-, 70-, 75-, 80-, 85-, 90-, 95-, 100- or more, or any range derivable therein. Alternatively, differences in expression may be expressed as a percent decrease or increase, such as at least or at most 20, 25, 30, 35, 40, 45, 50, 55, 60, 65, 70, 75, 80, 85, 90, 95, 100, 110, 120, 130, 140, 150, 160, 170, 180,

190, 200, 300, 400, 500, 600, 700, 800, 900, 1000% difference, or any range derivable therein.

[0113] Other ways to express relative expression levels are by normalized or relative numbers such as 0.001, 0.002, 0.003, 0.004, 0.005, 0.006, 0.007, 0.008, 0.009, 0.01, 0.02, 0.03, 0.04, 0.05, 0.06, 0.07, 0.08, 0.09, 0.1, 0.2, 0.3, 0.4, 0.5, 0.6, 0.7, 0.8, 0.9, 1.0, 1.1, 1.2, 1.3, 1.4, 1.5, 1.6, 1.7, 1.8, 1.9, 2.0, 2.1, 2.2, 2.3, 2.4, 2.5, 2.6, 2.7, 2.8, 2.9, 3.0, 3.1, 3.2, 3.3, 3.4, 3.5, 3.6, 3.7, 3.8, 3.9, 4.0, 4.1, 4.2, 4.3, 4.4, 4.5, 4.6, 4.7, 4.8, 4.9, 5.0, 5.1, 5.2, 5.3, 5.4, 5.5, 5.6, 5.7, 5.8, 5.9, 6.0, 6.1, 6.2, 6.3, 6.4, 6.5, 6.6, 6.7, 6.8, 6.9, 7.0, 7.1, 7.2, 7.3, 7.4, 7.5, 7.6, 7.7, 7.8, 8.0, 8.1, 8.2, 8.3, 8.4, 8.5, 8.6, 8.7, 8.8, 8.9, 9.0, 9.1, 9.2, 9.3, 9.4, 9.5, 9.6, 9.7, 9.8, 9.9, 10.0, or any range derivable therein.

[0114] Algorithms, such as the weighted voting programs, can be used to facilitate the evaluation of biomarker levels. In addition, other clinical evidence can be combined with the biomarker-based test to reduce the risk of false evaluations. Other cytogenetic evaluations may be considered in some embodiments of the invention.

[0115] Any biological sample from the patient that contains breast cancer cells may be used to evaluate the expression pattern of any biomarker discussed herein. In some embodiments, a biological sample from a breast tumor is used. Evaluation of the sample may involve, though it need not involve, panning (enriching) for cancer cells or isolating the cancer cells.

[0116] A. Nucleic Acids

[0117] Screening methods based on differentially expressed gene products are well known in the art. In accordance with one aspect of the present invention, the differential expression patterns of breast cancer biomarkers can be determined by measuring the levels of RNA transcripts of these genes, or genes whose expression is modulated by the these genes, in the patient's breast cancer cells. Suitable methods for this purpose include, but are not limited to, RT-PCR, Northern Blot, in situ hybridization, Southern Blot, slot-blotting, nuclease protection assay and oligonucleotide arrays.

[0118] In certain aspects, RNA isolated from breast cancer cells can be amplified to cDNA or cRNA before detection and/or quantitation. The isolated RNA can be either total RNA or mRNA. The RNA amplification can be specific or non-specific. Suitable amplification methods include, but are not limited to, reverse transcriptase PCR, isothermal amplification, ligase chain reaction, and Qbeta replicase. The amplified nucleic acid products can be detected and/or quantitated through hybridization to labeled probes. In some embodiments, detection may involve fluorescence resonance energy transfer (FRET) or some other kind of quantum dots.

[0119] Amplification primers or hybridization probes for a breast cancer biomarker can be prepared from the gene sequence or obtained through commercial sources, such as Affymatrix. In certain embodiments the gene sequence is identical or complementary to at least 8 contiguous nucleotides of the coding sequence.

[0120] Sequences suitable for making probes/primers for the detection of their corresponding breast cancer biomarkers include those that are identical or complementary to all or part of genes or SEQ ID NOs described herein. These sequences are all nucleic acid sequences of breast cancer biomarkers.

[0121] The use of a probe or primer of between 13 and 100 nucleotides, preferably between 17 and 100 nucleotides in length, or in some aspects of the invention up to 1-2 kilobases or more in length, allows the formation of a duplex molecule

that is both stable and selective. Molecules having complementary sequences over contiguous stretches greater than 20 bases in length are generally preferred, to increase stability and/or selectivity of the hybrid molecules obtained. One will generally prefer to design nucleic acid molecules for hybridization having one or more complementary sequences of 20 to 30 nucleotides, or even longer where desired. Such fragments may be readily prepared, for example, by directly synthesizing the fragment by chemical means or by introducing selected sequences into recombinant vectors for recombinant production.

[0122] In one embodiment, each probe/primer comprises at least 15 nucleotides. For instance, each probe can comprise at least or at most 20, 25, 50, 75, 100, 125, 150, 175, 200, 225, 250, 275, 300, 325, 350, 400 or more nucleotides (or any range derivable therein). They may have these lengths and have a sequence that is identical or complementary to a gene or SEQ ID NO described herein. Preferably, each probe/primer has relatively high sequence complexity and does not have any ambiguous residue (undetermined "n" residues). The probes/primers preferably can hybridize to the target gene, including its RNA transcripts, under stringent or highly stringent conditions. In some embodiments, because each of the biomarkers has more than one human sequence, it is contemplated that probes and primers may be designed for use with each on of these sequences. For example, inosine is a nucleotide frequently used in probes or primers to hybridize to more than one sequence. It is contemplated that probes or primers may have inosine or other design implementations that accommodate recognition of more than one human sequence for a particular biomarker.

[0123] For applications requiring high selectivity, one will typically desire to employ relatively high stringency conditions to form the hybrids. For example, relatively low salt and/or high temperature conditions, such as provided by about 0.02 M to about 0.10 M NaCl at temperatures of about 50° C. to about 70° C. Such high stringency conditions tolerate little, if any, mismatch between the probe or primers and the template or target strand and would be particularly suitable for isolating specific genes or for detecting specific mRNA transcripts. It is generally appreciated that conditions can be rendered more stringent by the addition of increasing amounts of formamide.

[0124] In another embodiment, the probes/primers for a gene are selected from regions which significantly diverge from the sequences of other genes. Such regions can be determined by checking the probe/primer sequences against a human genome sequence database, such as the Entrez database at the NCBI. One algorithm suitable for this purpose is the BLAST algorithm. This algorithm involves first identifying high scoring sequence pairs (HSPs) by identifying short words of length W in the query sequence, which either match or satisfy some positive-valued threshold score T when aligned with a word of the same length in a database sequence. T is referred to as the neighborhood word score threshold. These initial neighborhood word hits act as seeds for initiating searches to find longer HSPs containing them. The word hits are then extended in both directions along each sequence to increase the cumulative alignment score. Cumulative scores are calculated using, for nucleotide sequences, the parameters M (reward score for a pair of matching residues; always >0) and N (penalty score for mismatching residues; always <0). The BLAST algorithm parameters W , T , and X determine the sensitivity and speed of the alignment.

These parameters can be adjusted for different purposes, as appreciated by one of ordinary skill in the art.

[0125] In one embodiment, quantitative RT-PCR (such as TaqMan, ABI) is used for detecting and comparing the levels of RNA transcripts in breast cancer samples. Quantitative RT-PCR involves reverse transcription (RT) of RNA to cDNA followed by relative quantitative PCR (RT-PCR). The concentration of the target DNA in the linear portion of the PCR process is proportional to the starting concentration of the target before the PCR was begun. By determining the concentration of the PCR products of the target DNA in PCR reactions that have completed the same number of cycles and are in their linear ranges, it is possible to determine the relative concentrations of the specific target sequence in the original DNA mixture. If the DNA mixtures are cDNAs synthesized from RNAs isolated from different tissues or cells, the relative abundances of the specific mRNA from which the target sequence was derived may be determined for the respective tissues or cells. This direct proportionality between the concentration of the PCR products and the relative mRNA abundances is true in the linear range portion of the PCR reaction. The final concentration of the target DNA in the plateau portion of the curve is determined by the availability of reagents in the reaction mix and is independent of the original concentration of target DNA. Therefore, the sampling and quantifying of the amplified PCR products preferably are carried out when the PCR reactions are in the linear portion of their curves. In addition, relative concentrations of the amplifiable cDNAs preferably are normalized to some independent standard, which may be based on either internally existing RNA species or externally introduced RNA species. The abundance of a particular mRNA species may also be determined relative to the average abundance of all mRNA species in the sample.

[0126] In one embodiment, the PCR amplification utilizes one or more internal PCR standards. The internal standard may be an abundant housekeeping gene in the cell or it can specifically be GAPDH, GUSB and β -2 microglobulin. These standards may be used to normalize expression levels so that the expression levels of different gene products can be compared directly. A person of ordinary skill in the art would know how to use an internal standard to normalize expression levels.

[0127] A problem inherent in clinical samples is that they are of variable quantity and/or quality. This problem can be overcome if the RT-PCR is performed as a relative quantitative RT-PCR with an internal standard in which the internal standard is an amplifiable cDNA fragment that is similar or larger than the target cDNA fragment and in which the abundance of the mRNA encoding the internal standard is roughly 5-100 fold higher than the mRNA encoding the target. This assay measures relative abundance, not absolute abundance of the respective mRNA species.

[0128] In another embodiment, the relative quantitative RT-PCR uses an external standard protocol. Under this protocol, the PCR products are sampled in the linear portion of their amplification curves. The number of PCR cycles that are optimal for sampling can be empirically determined for each target cDNA fragment. In addition, the reverse transcriptase products of each RNA population isolated from the various samples can be normalized for equal concentrations of amplifiable cDNAs.

[0129] Nucleic acid arrays can also be used to detect and compare the differential expression patterns of breast cancer

biomarkers in breast cancer cells. The probes suitable for detecting the corresponding breast cancer biomarkers can be stably attached to known discrete regions on a solid substrate. As used herein, a probe is "stably attached" to a discrete region if the probe maintains its position relative to the discrete region during the hybridization and the subsequent washes. Construction of nucleic acid arrays is well known in the art. Suitable substrates for making polynucleotide arrays include, but are not limited to, membranes, films, plastics and quartz wafers.

[0130] A nucleic acid array of the present invention can comprise at least 1, 2, 3, 4, 5, 6, 7, 8, 9, 10, 15, 20, 25, 30, 35, 40, 45, 50, 60, 70, 80, 90, 100, 150, 200, 250 or more different polynucleotide probes, which may hybridize to different and/or the same biomarkers. Multiple probes for the same gene can be used on a single nucleic acid array. Probes for other disease genes can also be included in the nucleic acid array. The probe density on the array can be in any range. In some embodiments, the density may be 50, 100, 200, 300, 400, 500 or more probes/cm².

[0131] Specifically contemplated by the present inventors are chip-based nucleic acid technologies such as those described by Hacia et al. (1996) and Shoemaker et al. (1996). Briefly, these techniques involve quantitative methods for analyzing large numbers of genes rapidly and accurately. By tagging genes with oligonucleotides or using fixed probe arrays, one can employ chip technology to segregate target molecules as high density arrays and screen these molecules on the basis of hybridization (see also, Pease et al., 1994; and Fodor et al, 1991). It is contemplated that this technology may be used in conjunction with evaluating the expression level of one or more breast cancer biomarkers with respect to diagnostic, prognostic, and treatment methods of the invention.

[0132] The present invention may involve the use of arrays or data generated from an array. Data may be readily available. Moreover, an array may be prepared in order to generate data that may then be used in correlation studies.

[0133] An array generally refers to ordered macroarrays or microarrays of nucleic acid molecules (probes) that are fully or nearly complementary or identical to a plurality of mRNA molecules or cDNA molecules and that are positioned on a support material in a spatially separated organization. Macroarrays are typically sheets of nitrocellulose or nylon upon which probes have been spotted. Microarrays position the nucleic acid probes more densely such that up to 10,000 nucleic acid molecules can be fit into a region typically 1 to 4 square centimeters. Microarrays can be fabricated by spotting nucleic acid molecules, e.g., genes, oligonucleotides, etc., onto substrates or fabricating oligonucleotide sequences in situ on a substrate. Spotted or fabricated nucleic acid molecules can be applied in a high density matrix pattern of up to about 30 non-identical nucleic acid molecules per square centimeter or higher, e.g. up to about 100 or even 1000 per square centimeter. Microarrays typically use coated glass as the solid support, in contrast to the nitrocellulose-based material of filter arrays. By having an ordered array of complementing nucleic acid samples, the position of each sample can be tracked and linked to the original sample. A variety of different array devices in which a plurality of distinct nucleic acid probes are stably associated with the surface of a solid support are known to those of skill in the art. Useful substrates for arrays include nylon, glass and silicon. Such arrays may vary in a number of different ways, including average probe length, sequence or types of probes, nature of bond between

the probe and the array surface, e.g. covalent or non-covalent, and the like. The labeling and screening methods of the present invention and the arrays are not limited in its utility with respect to any parameter except that the probes detect expression levels; consequently, methods and compositions may be used with a variety of different types of genes.

[0134] Representative methods and apparatus for preparing a microarray have been described, for example, in U.S. Pat. Nos. 5,143,854; 5,202,231; 5,242,974; 5,288,644; 5,324,633; 5,384,261; 5,405,783; 5,412,087; 5,424,186; 5,429,807; 5,432,049; 5,436,327; 5,445,934; 5,468,613; 5,470,710; 5,472,672; 5,492,806; 5,525,464; 5,503,980; 5,510,270; 5,525,464; 5,527,681; 5,529,756; 5,532,128; 5,545,531; 5,547,839; 5,554,501; 5,556,752; 5,561,071; 5,571,639; 5,580,726; 5,580,732; 5,593,839; 5,599,695; 5,599,672; 5,610,287; 5,624,711; 5,631,134; 5,639,603; 5,654,413; 5,658,734; 5,661,028; 5,665,547; 5,667,972; 5,695,940; 5,700,637; 5,744,305; 5,800,992; 5,807,522; 5,830,645; 5,837,196; 5,871,928; 5,847,219; 5,876,932; 5,919,626; 6,004,755; 6,087,102; 6,368,799; 6,383,749; 6,617,112; 6,638,717; 6,720,138, as well as WO 93/17126; WO 95/11995; WO 95/21265; WO 95/21944; WO 95/35505; WO 96/31622; WO 97/10365; WO 97/27317; WO 99/35505; WO 09923256; WO 09936760; WO0138580; WO 0168255; WO 03020898; WO 03040410; WO 03053586; WO 03087297; WO 03091426; WO03100012; WO 04020085; WO 04027093; EP 373 203; EP 785 280; EP 799 897 and UK 8 803 000; the disclosures of which are all herein incorporated by reference.

[0135] It is contemplated that the arrays can be high density arrays, such that they contain 100 or more different probes. It is contemplated that they may contain 1000, 16,000, 65,000, 250,000 or 1,000,000 or more different probes. The probes can be directed to targets in one or more different organisms. The oligonucleotide probes range from 5 to 50, 5 to 45, 10 to 40, or 15 to 40 nucleotides in length in some embodiments. In certain embodiments, the oligonucleotide probes are 20 to 25 nucleotides in length.

[0136] The location and sequence of each different probe sequence in the array are generally known. Moreover, the large number of different probes can occupy a relatively small area providing a high density array having a probe density of generally greater than about 60, 100, 600, 1000, 5,000, 10,000, 40,000, 100,000, or 400,000 different oligonucleotide probes per cm². The surface area of the array can be about or less than about 1, 1.6, 2, 3, 4, 5, 6, 7, 8, 9, or 10 cm².

[0137] Moreover, a person of ordinary skill in the art could readily analyze data generated using an array. Such protocols include information found in WO 9743450; WO 03023058; WO 03022421; WO 03029485; WO 03067217; WO 03066906; WO 03076928; WO 03093810; WO 03100448A1, all of which are specifically incorporated by reference.

[0138] In one embodiment, nuclease protection assays are used to quantify RNAs derived from the breast cancer samples. There are many different versions of nuclease protection assays known to those practiced in the art. The common characteristic that these nuclease protection assays have is that they involve hybridization of an antisense nucleic acid with the RNA to be quantified. The resulting hybrid double-stranded molecule is then digested with a nuclease that digests single-stranded nucleic acids more efficiently than double-stranded molecules. The amount of antisense nucleic acid that survives digestion is a measure of the amount of the

target RNA species to be quantified. An example of a nuclease protection assay that is commercially available is the RNase protection assay manufactured by Ambion, Inc. (Austin, Tex.).

[0139] B. Proteins and Polypeptides

[0140] In other embodiments, the differential expression patterns of breast cancer biomarkers can be determined by measuring the levels of polypeptides encoded by these genes in breast cancer cells. Methods suitable for this purpose include, but are not limited to, immunoassays such as ELISA, RIA, FACS, dot blot, Western Blot, immunohistochemistry, and antibody-based radioimaging. Protocols for carrying out these immunoassays are well known in the art. Other methods such as 2-dimensional SDS-polyacrylamide gel electrophoresis can also be used. These procedures may be used to recognize any of the polypeptides encoded by the breast cancer biomarker genes described herein.

[0141] One example of a method suitable for detecting the levels of target proteins in peripheral blood samples is ELISA. In an exemplifying ELISA, antibodies capable of binding to the target proteins encoded by one or more breast cancer biomarker genes are immobilized onto a selected surface exhibiting protein affinity, such as wells in a polystyrene or polyvinylchloride microtiter plate. Then, breast cancer cell samples to be tested are added to the wells. After binding and washing to remove non-specifically bound immunocomplexes, the bound antigen(s) can be detected. Detection can be achieved by the addition of a second antibody which is specific for the target proteins and is linked to a detectable label. Detection may also be achieved by the addition of a second antibody, followed by the addition of a third antibody that has binding affinity for the second antibody, with the third antibody being linked to a detectable label. Before being added to the microtiter plate, cells in the peripheral blood samples can be lysed using various methods known in the art. Proper extraction procedures can be used to separate the target proteins from potentially interfering substances.

[0142] In another ELISA embodiment, the breast cancer cell samples containing the target proteins are immobilized onto the well surface and then contacted with the antibodies of the invention. After binding and washing to remove non-specifically bound immunocomplexes, the bound antigen is detected. Where the initial antibodies are linked to a detectable label, the immunocomplexes can be detected directly. The immunocomplexes can also be detected using a second antibody that has binding affinity for the first antibody, with the second antibody being linked to a detectable label.

[0143] Another typical ELISA involves the use of antibody competition in the detection. In this ELISA, the target proteins are immobilized on the well surface. The labeled antibodies are added to the well, allowed to bind to the target proteins, and detected by means of their labels. The amount of the target proteins in an unknown sample is then determined by mixing the sample with the labeled antibodies before or during incubation with coated wells. The presence of the target proteins in the unknown sample acts to reduce the amount of antibody available for binding to the well and thus reduces the ultimate signal.

[0144] Different ELISA formats can have certain features in common, such as coating, incubating or binding, washing to remove non-specifically bound species, and detecting the bound immunocomplexes. For instance, in coating a plate with either antigen or antibody, the wells of the plate can be incubated with a solution of the antigen or antibody, either

overnight or for a specified period of hours. The wells of the plate are then washed to remove incompletely adsorbed material. Any remaining available surfaces of the wells are then "coated" with a nonspecific protein that is antigenically neutral with regard to the test samples. Examples of these nonspecific proteins include bovine serum albumin (BSA), casein and solutions of milk powder. The coating allows for blocking of nonspecific adsorption sites on the immobilizing surface and thus reduces the background caused by nonspecific binding of antisera onto the surface.

[0145] In ELISAs, a secondary or tertiary detection means can also be used. After binding of a protein or antibody to the well, coating with a non-reactive material to reduce background, and washing to remove unbound material, the immobilizing surface is contacted with the control and/or clinical or biological sample to be tested under conditions effective to allow immunocomplex (antigen/antibody) formation. These conditions may include, for example, diluting the antigens and antibodies with solutions such as BSA, bovine gamma globulin (BGG) and phosphate buffered saline (PBS)/Tween and incubating the antibodies and antigens at room temperature for about 1 to 4 hours or at 49° C. overnight. Detection of the immunocomplex then requires a labeled secondary binding ligand or antibody, or a secondary binding ligand or antibody in conjunction with a labeled tertiary antibody or third binding ligand.

[0146] After all of the incubation steps in an ELISA, the contacted surface can be washed so as to remove non-complexed material. For instance, the surface may be washed with a solution such as PBS/Tween, or borate buffer. Following the formation of specific immunocomplexes between the test sample and the originally bound material, and subsequent washing, the occurrence of the amount of immunocomplexes can be determined.

[0147] To provide a detecting means, the second or third antibody can have an associated label to allow detection. In one embodiment, the label is an enzyme that generates color development upon incubating with an appropriate chromogenic substrate. Thus, for example, one may contact and incubate the first or second immunocomplex with a urease, glucose oxidase, alkaline phosphatase or hydrogen peroxidase-conjugated antibody for a period of time and under conditions that favor the development of further immunocomplex formation (e.g., incubation for 2 hours at room temperature in a PBS-containing solution such as PBS-Tween).

[0148] After incubation with the labeled antibody, and subsequent to washing to remove unbound material, the amount of label is quantified, e.g., by incubation with a chromogenic substrate such as urea and bromocresol purple or 2,2'-azido-di-(3-ethyl)-benzthiazoline-6-sulfonic acid (ABTS) and hydrogen peroxide, in the case of peroxidase as the enzyme label. Quantitation can be achieved by measuring the degree of color generation, e.g., using a spectrophotometer.

[0149] Another suitable method is RIA (radioimmunoassay). An example of RIA is based on the competition between radiolabeled-polypeptides and unlabeled polypeptides for binding to a limited quantity of antibodies. Suitable radiolabels include, but are not limited to, I¹²⁵. In one embodiment, a fixed concentration of I¹²⁵-labeled polypeptide is incubated with a series of dilution of an antibody specific to the polypeptide. When the unlabeled polypeptide is added to the system, the amount of the I¹²⁵-polypeptide that binds to the antibody is decreased. A standard curve can therefore be constructed to represent the amount of antibody-bound I¹²⁵-polypeptide as a

function of the concentration of the unlabeled polypeptide. From this standard curve, the concentration of the polypeptide in unknown samples can be determined. Various protocols for conducting RIA to measure the levels of polypeptides in breast cancer cell samples are well known in the art.

[0150] Suitable antibodies for this invention include, but are not limited to, polyclonal antibodies, monoclonal antibodies, chimeric antibodies, humanized antibodies, single chain antibodies, Fab fragments, and fragments produced by a Fab expression library.

[0151] Antibodies can be labeled with one or more detectable moieties to allow for detection of antibody-antigen complexes. The detectable moieties can include compositions detectable by spectroscopic, enzymatic, photochemical, biochemical, bioelectronic, immunochemical, electrical, optical or chemical means. The detectable moieties include, but are not limited to, radioisotopes, chemiluminescent compounds, labeled binding proteins, heavy metal atoms, spectroscopic markers such as fluorescent markers and dyes, magnetic labels, linked enzymes, mass spectrometry tags, spin labels, electron transfer donors and acceptors, and the like.

[0152] Protein array technology is discussed in detail in Pandey and Mann (2000) and MacBeath and Schreiber (2000), each of which is herein specifically incorporated by reference. These arrays typically contain thousands of different proteins or antibodies spotted onto glass slides or immobilized in tiny wells and allow one to examine the biochemical activities and binding profiles of a large number of proteins at once. To examine protein interactions with such an array, a labeled protein is incubated with each of the target proteins immobilized on the slide, and then one determines which of the many proteins the labeled molecule binds. In certain embodiments such technology can be used to quantitate a number of proteins in a sample, such as a breast cancer biomarker proteins.

[0153] The basic construction of protein chips has some similarities to DNA chips, such as the use of a glass or plastic surface dotted with an array of molecules. These molecules can be DNA or antibodies that are designed to capture proteins. Defined quantities of proteins are immobilized on each spot, while retaining some activity of the protein. With fluorescent markers or other methods of detection revealing the spots that have captured these proteins, protein microarrays are being used as powerful tools in high-throughput proteomics and drug discovery.

[0154] The earliest and best-known protein chip is the ProteinChip by CIPHERGEN Biosystems Inc. (Fremont, Calif.). The ProteinChip is based on the surface-enhanced laser desorption and ionization (SELDI) process. Known proteins are analyzed using functional assays that are on the chip. For example, chip surfaces can contain enzymes, receptor proteins, or antibodies that enable researchers to conduct protein-protein interaction studies, ligand binding studies, or immunoassays. With state-of-the-art ion optic and laser optic technologies, the ProteinChip system detects proteins ranging from small peptides of less than 1000 Da up to proteins of 300 kDa and calculates the mass based on time-of-flight (TOF).

[0155] The ProteinChip biomarker system is the first protein biochip-based system that enables biomarker pattern recognition analysis to be done. This system allows researchers to address important clinical questions by investigating the proteome from a range of crude clinical samples (i.e., laser capture microdissected cells, biopsies, tissue, urine, and

serum). The system also utilizes biomarker pattern software that automates pattern recognition-based statistical analysis methods to correlate protein expression patterns from clinical samples with disease phenotypes.

[0156] In other aspects, the levels of polypeptides in samples can be determined by detecting the biological activities associated with the polypeptides. If a biological function/activity of a polypeptide is known, suitable *in vitro* bioassays can be designed to evaluate the biological function/activity, thereby determining the amount of the polypeptide in the sample.

III. Breast Cancer Therapy

[0157] Certain embodiments are directed to methods of treating breast cancer based on GR status of the breast cancer tissue. In some embodiments, the hormone receptor status is determined based on the expression of a hormone receptor such as the estrogen receptor (ER) in combination with the glucocorticoid receptor (GR).

[0158] In certain aspects, the hormone receptor status is high for GR and may also be low for one or more other hormone receptors such as the estrogen receptor. An individual having an elevated GR and low ER is likely to have a poor prognosis. In the event of a poor prognosis the physician may pursue a more aggressive therapy for those patients. In some embodiments, the method comprises identifying a breast cancer patient based on a hormone receptor status of patients having tumor tissue with elevated levels of GR expression.

[0159] In certain aspects, there may be provided methods for treating a subject determined to have cancer and with a predetermined expression profile of one or more biomarkers disclosed herein.

[0160] In a further aspect, biomarkers and related systems that can establish a prognosis of cancer patients in this invention can be used to identify patients who may get benefit of conventional single or combined modality therapy. In the same way, the invention can identify those patients who do not get much benefit from such conventional single or combined modality therapy and can offer them alternative treatment(s).

[0161] In certain aspects of the present invention, conventional cancer therapy may be applied to a subject wherein the subject is identified or reported as having a good prognosis based on the assessment of the biomarkers as disclosed. On the other hand, at least an alternative cancer therapy may be prescribed, as used alone or in combination with conventional cancer therapy, if a poor prognosis is determined by the disclosed methods, systems, or kits.

[0162] Embodiments concern a glucocorticoid receptor antagonist. In some embodiments, the glucocorticoid receptor antagonist is a selective glucocorticoid receptor antagonist, as set forth in Clark, 2008, which is hereby incorporated by reference. In other embodiments, the glucocorticoid receptor antagonist is a non-selective glucocorticoid receptor antagonist, such as mifepristone. In certain embodiments, the glucocorticoid receptor antagonist is steroidal. In other embodiments, the glucocorticoid receptor antagonist is non-steroidal. A glucocorticoid receptor antagonist includes those in the following classes of chemical compounds: octahydrophenanthrenes, spirocyclic dihydropyridines, triphenylmethanes and diaryl ethers, chromenes, dibenzyl anilines, dihydroisoquinolines, pyrimidinediones, azadecalins, and aryl pyrazolo azadecalins, and which are described in more

detail in Clark, 2008, which is hereby incorporated by reference. Some embodiments of steroidal antagonists from Clark, 2008 are: RU-486, RU-43044, 11-monoaryl and 11,21 bisaryl steroids (including 11 β -substituted steroids), 10 β -substituted steroids, 11 β -aryl conjugates of mifepristone, and phosphorous-containing mifepristone analogs. Further embodiments of nonsteroidal antagonists from Clark, 2008 are: octahydro-phenanthrenes, spirocyclic dihydropyridines, triphenyl-methanes and diaryl ethers, chromenes, dibenzyl anilines, dihydroquinolines, pyrimidinediones, azadecalins, aryl pyrazolo azadecalins (including 8a-benzyl isoquinolones, N-substituted derivatives, bridgehead alcohol and ethers, bridgehead amines). Additional specific examples include, but are not limited to the following specific antagonists: beclometasone, betamethasone, budesonide, ciclesonide, flunisolide, fluticasone, mifepristone, mometasone, and triamcinolone. Other examples include those described and/or depicted in U.S. Patent Application Publication 2010/0135956, which is hereby incorporated by reference. Even further examples include ORG-34517 (Merck), RU-43044, dexamethasone mesylate (Dex-Mes), dexamethasone oxet-anone (Dex-Ox), deoxycorticosterone (DOC) (Peeters et al., 2008, which is hereby incorporated by reference in its entirety and Cho et al. 2005, which is hereby incorporated by reference in its entirety). In additional embodiments the glucocorticoid receptor antagonist may be CORT 0113083 or CORT 00112716, which are described in Belanoff et al. (2011), which is hereby incorporated by reference. It is specifically contemplated that one or more of the antagonists discussed herein or in the incorporated references may be excluded in embodiments of the invention. It is also contemplated that in some embodiments, more than one glucocorticoid receptor antagonist is employed, while in other embodiments, only one is employed as part of the therapeutic method (though it may be administered multiple times). It is contemplated that the second one may be administered concurrently with the first one or they may be administered at different times.

[0163] Conventional cancer therapies include one or more selected from the group of chemical or radiation based treatments and surgery. Chemotherapies include, for example, cisplatin (CDDP), carboplatin, procarbazine, mechlorethamine, cyclophosphamide, camptothecin, ifosfamide, melphalan, chlorambucil, busulfan, nitrosurea, dactinomycin, daunorubicin, doxorubicin, bleomycin, plicomycin, mitomycin, etoposide (VP16), tamoxifen, raloxifene, estrogen receptor binding agents, taxol, gemcitabine, navelbine, farnesyl-protein transferase inhibitors, transplatinum, 5-fluorouracil, vincristin, vinblastin and methotrexate, or any analog or derivative variant of the foregoing.

[0164] Suitable therapeutic agents include, for example, vinca alkaloids, agents that disrupt microtubule formation (such as colchicines and its derivatives), anti-angiogenic agents, therapeutic antibodies, EGFR targeting agents, tyrosine kinase targeting agent (such as tyrosine kinase inhibitors), serine kinase targeting agents, transitional metal complexes, proteasome inhibitors, antimetabolites (such as nucleoside analogs), alkylating agents, platinum-based agents, anthracycline antibiotics, topoisomerase inhibitors, macrolides, therapeutic antibodies, retinoids (such as all-trans retinoic acids or a derivatives thereof); geldanamycin or a derivative thereof (such as 17-AAG), and other standard chemotherapeutic agents well recognized in the art.

[0165] Certain chemotherapeutics are well known for use against breast cancer. These breast cancer chemotherapeutics

are capecitabine, carboplatin, cyclophosphamide (Cytoxan), daunorubicin, docetaxel (Taxotere), doxorubicin (Adriamycin), epirubicin (Ellence), fluorouracil (also called 5-fluorouracil or 5-FU), gemcitabine, eribulin, ixabepilone, methotrexate, mitomycin C, mitoxantrone, paclitaxel (Taxol), thiotepa, vincristine, vinorelbine.

[0166] In some embodiments, the chemotherapeutic agent is any of (and in some embodiments selected from the group consisting of) adriamycin, colchicine, cyclophosphamide, actinomycin, bleomycin, daunorubicin, doxorubicin, epirubicin, mitomycin, methotrexate, mitoxantrone, fluorouracil, carboplatin, carmustine (BCNU), methyl-CCNU, cisplatin, etoposide, interferons, camptothecin and derivatives thereof, phenesterine, taxanes and derivatives thereof (e.g., paclitaxel and derivatives thereof, taxotere and derivatives thereof, and the like), topotecan, vinblastine, vincristine, tamoxifen, pipsulfan, nab-5404, nab-5800, nab-5801, Irinotecan, HKP, Ortataxel, gemcitabine, Herceptin®, vinorelbine, Doxil®, capecitabine, Gleevec®, Alimta®, Avastin®, Velcade®, Tarceva®, Neulasta®, Lapatinib, STI-571, ZD1839, Iressa® (gefitinib), SH268, genistein, CEP2563, SU6668, SU11248, EMD121974, and Sorafenib.

[0167] In some embodiments, the chemotherapeutic agent is a composition comprising nanoparticles comprising a thio-colchicine derivative and a carrier protein (such as albumin).

[0168] In further embodiments a combination of chemotherapeutic agents is administered to breast cancer cells. The chemotherapeutic agents may be administered serially (within minutes, hours, or days of each other) or in parallel; they also may be administered to the patient in a pre-mixed single composition. The composition may or may not contain a glucocorticoid receptor antagonist. Combinations of breast cancer therapeutics include, but are not limited to the following: AT (Adriamycin and Taxotere), AC \pm T (Adriamycin and Cytoxan, with or without Taxol or Taxotere), CMF (Cytoxan, methotrexate, and fluorouracil), CEF (Cytoxan, Ellence, and fluorouracil), FAC (fluorouracil, Adriamycin, and Cytoxan), CAF (Cytoxan, Adriamycin, and fluorouracil) (the FAC and CAF regimens use the same medicines but use different doses and frequencies), TAC (Taxotere, Adriamycin, and Cytoxan), and GET (Gemzar, Ellence, and Taxol). In some embodiments trastuzumab (Herceptin®) is administered to a breast cancer patient with a glucocorticoid receptor antagonist, which may be with or without a chemotherapeutic or a combination of chemotherapeutics.

[0169] Various combinations with a glucocorticoid receptor antagonist and an anticancer agent or compound (or a combination of such agents and/or compounds) may be employed, for example glucocorticoid receptor antagonist is "A" and the anticancer agent or compound (or a combination of such agents and/or compounds) given as part of an anti-cancer therapy regime, is "B":

A/B/A	B/A/B	B/B/A	A/A/B	A/B/B	B/A/A
A/B/B/B	B/A/B/B	B/B/B/A	B/B/A/B	A/A/B/B	A/B/A/B
A/B/B/A	B/B/A/A	B/A/B/A	B/A/A/B	A/A/A/B	B/A/A/A
A/B/A/A	A/A/B/A				

[0170] Administration of the therapeutic compounds or agents to a patient will follow general protocols for the administration of such compounds, taking into account the toxicity, if any, of the therapy. It is expected that the treatment cycles would be repeated as necessary. It also is contemplated

that various standard therapies, as well as surgical intervention, may be applied in combination with the described therapy.

[0171] The term “a serine/threonine kinase inhibitor”, as used herein, relates to a compound which inhibits serine/threonine kinases. An example of a target of a serine/threonine kinase inhibitor includes, but is not limited to, dsRNA-dependent protein kinase (PKR). Examples of indirect targets of a serine/threonine kinase inhibitor include, but are not limited to, MCP-1, NF-kappaB, eIF2alpha, COX2, RANTES, IL8, CYP2A5, IGF-1, CYP2B1, CYP2B2, CYP2H1, ALAS-1, HIF-1, erythropoietin and/or CYP1A1. An example of a serine/threonine kinase inhibitor includes, but is not limited to, Sorafenib and 2-aminopurine, also known as 1H-purin-2-amine(9CI). Sorafenib is marketed as NEXAVAR.

[0172] The term “an angiogenesis inhibitor”, as used herein, relates to a compound which targets, decreases or inhibits the production of new blood vessels. Targets of an angiogenesis inhibitor include, but are not limited to, methionine aminopeptidase-2 (MetAP-2), macrophage inflammatory protein-1 (MIP-1a), CCL5, TGF- β , lipoxxygenase, cyclooxygenase, and topoisomerase. Indirect targets of an angiogenesis inhibitor include, but are not limited to, p21, p53, CDK2 and collagen synthesis. Examples of an angiogenesis inhibitor include, but are not limited to, Fumagillin, which is known as 2,4,6,8-decatetraenedioic acid, mono[3R,4S,5S,6R]-5-methoxy-4-[(2R,3R)-2-methyl-3-(3-methyl-2-butenyl)oxi-rany]l-1-oxaspiro[2.5]oct-6-yl]ester, (2E,4E,6E,8E)-(9CI); Shikonin, which is also known as 1,4-naphthalenedione, 5,8-dihydroxy-2-[(1R)-1-hydroxy-4-methyl-3-pentenyl]-(9CI); Tranilast, which is also known as benzoic acid, 2-[[3-(3,4-dimethoxyphenyl)-1-oxo-2-propenyl]amino]-(9CI); ursolic acid; suramin; thalidomide and lenalidomide, and marketed as REVLIMID.

[0173] Radiation therapy that cause DNA damage and have been used extensively include what are commonly known as γ -rays, X-rays, and/or the directed delivery of radioisotopes to tumor cells. Other forms of DNA damaging factors are also contemplated such as microwaves and UV-irradiation. It is most likely that all of these factors effect a broad range of damage on DNA, on the precursors of DNA, on the replication and repair of DNA, and on the assembly and maintenance of chromosomes. Dosage ranges for X-rays range from daily doses of 50 to 200 roentgens for prolonged periods of time (3 to 4 wk), to single doses of 2000 to 6000 roentgens. Dosage ranges for radioisotopes vary widely, and depend on the half-life of the isotope, the strength and type of radiation emitted, and the uptake by the neoplastic cells.

[0174] The terms “contacted” and “exposed,” when applied to a cell, are used herein to describe the process by which a therapeutic construct and a chemotherapeutic or radiotherapeutic agent are delivered to a target cell or are placed in direct juxtaposition with the target cell. To achieve cell killing or stasis, both agents are delivered to a cell in a combined amount effective to kill the cell or prevent it from dividing.

[0175] Approximately 60% of persons with cancer will undergo surgery of some type, which includes preventative, diagnostic or staging, curative and palliative surgery. Curative surgery is a cancer treatment that may be used in conjunction with other therapies, such as the treatment of the present invention, chemotherapy, radiotherapy, hormonal therapy, gene therapy, immunotherapy and/or alternative therapies.

[0176] Curative surgery includes resection in which all or part of cancerous tissue is physically removed, excised, and/or destroyed. Tumor resection refers to physical removal of at least part of a tumor. In addition to tumor resection, treatment by surgery includes laser surgery, cryosurgery, electrosurgery, and microscopically controlled surgery (Mohs' surgery). It is further contemplated that the present invention may be used in conjunction with removal of superficial cancers, precancers, or incidental amounts of normal tissue.

[0177] Laser therapy is the use of high-intensity light to destroy tumor cells. Laser therapy affects the cells only in the treated area. Laser therapy may be used to destroy cancerous tissue and relieve a blockage in the esophagus when the cancer cannot be removed by surgery. The relief of a blockage can help to reduce symptoms, especially swallowing problems.

[0178] Photodynamic therapy (PDT), a type of laser therapy, involves the use of drugs that are absorbed by cancer cells; when exposed to a special light, the drugs become active and destroy the cancer cells. PDT may be used to relieve symptoms of esophageal cancer such as difficulty swallowing.

[0179] Upon excision of part of all of cancerous cells, tissue, or tumor, a cavity may be formed in the body. Treatment may be accomplished by perfusion, direct injection or local application of the area with an additional anti-cancer therapy. Such treatment may be repeated, for example, every 1, 2, 3, 4, 5, 6, or 7 days, or every 1, 2, 3, 4, and 5 weeks or every 1, 2, 3, 4, 5, 6, 7, 8, 9, 10, 11, or 12 months. These treatments may be of varying dosages as well. A patient may be administered a single compound or a combination of compounds described herein in an amount that is, is at least, or is at most 0.1, 0.2, 0.3, 0.4, 0.5, 0.6, 0.7, 0.8, 0.9, 1, 2, 3, 4, 5, 6, 7, 8, 9, 10, 11, 12, 13, 14, 15, 16, 17, 18, 19, 20, 21, 22, 23, 24, 25, 26, 27, 28, 29, 30, 31, 32, 33, 34, 35, 36, 37, 38, 39, 40, 41, 42, 43, 44, 45, 46, 47, 48, 49, 50, 51, 52, 53, 54, 55, 56, 57, 58, 59, 60, 61, 62, 63, 64, 65, 66, 67, 68, 69, 70, 71, 72, 73, 74, 75, 76, 77, 78, 79, 80, 81, 82, 83, 84, 85, 86, 87, 88, 89, 90, 91, 92, 93, 94, 95, 96, 97, 98, 99, or 100 mg/kg (or any range derivable therein). A patient may be administered a single compound or a combination of compounds described herein in an amount that is, is at least, or is at most 0.1, 0.2, 0.3, 0.4, 0.5, 0.6, 0.7, 0.8, 0.9, 1, 2, 3, 4, 5, 6, 7, 8, 9, 10, 11, 12, 13, 14, 15, 16, 17, 18, 19, 20, 21, 22, 23, 24, 25, 26, 27, 28, 29, 30, 31, 32, 33, 34, 35, 36, 37, 38, 39, 40, 41, 42, 43, 44, 45, 46, 47, 48, 49, 50, 51, 52, 53, 54, 55, 56, 57, 58, 59, 60, 61, 62, 63, 64, 65, 66, 67, 68, 69, 70, 71, 72, 73, 74, 75, 76, 77, 78, 79, 80, 81, 82, 83, 84, 85, 86, 87, 88, 89, 90, 91, 92, 93, 94, 95, 96, 97, 98, 99, 100, 110, 120, 130, 140, 150, 160, 170, 180, 190, 200, 210, 220, 230, 240, 250, 260, 270, 280, 290, 300, 310, 320, 330, 340, 350, 360, 370, 380, 390, 400, 410, 420, 430, 440, 441, 450, 460, 470, 480, 490, 500 mg/kg/day (or any range derivable therein).

[0180] Alternative cancer therapy include any cancer therapy other than surgery, chemotherapy and radiation therapy in the present invention, such as immunotherapy, gene therapy, hormonal therapy or a combination thereof. Subjects identified with poor prognosis using the present methods may not have favorable response to conventional treatment(s) alone and may be prescribed or administered one or more alternative cancer therapy per se or in combination with one or more conventional treatments.

[0181] For example, the alternative cancer therapy may be a targeted therapy. The targeted therapy may be an anti-EGFR treatment. In one embodiment of the method of the invention,

the anti-EGFR agent used is a tyrosine kinase inhibitor. Examples of suitable tyrosine kinase inhibitors are the quinazoline derivatives described in WO 96/33980, in particular gefitinib (Iressa). Other examples include quinazoline derivatives described in WO 96/30347, in particular erlotinib (Tarceva), dual EGFR/HER2 tyrosine kinase inhibitors, such as lapatinib, or pan-Erb inhibitors. In a preferred embodiment of the method or use of the invention, the anti-EGFR agent is an antibody capable of binding to EGFR, i.e. an anti-EGFR antibody.

[0182] In a further embodiment, the anti-EGFR antibody is an intact antibody, i.e. a full-length antibody rather than a fragment. An anti-EGFR antibody used in the method of the present invention may have any suitable affinity and/or avidity for one or more epitopes contained at least partially in EGFR. Preferably, the antibody used binds to human EGFR with an equilibrium dissociation constant (K_D) of 10^{-8} M or less, more preferably 10^{-10} M or less.

[0183] Particularly antibodies for use in the present invention include zalutumumab (Zaltrap), cetuximab (Erbix), nimotuzumab (h-R3), panitumumab (ABX-EGF), and matuzumab (EMD72000), or a variant antibody of any of these, or an antibody which is able to compete with any of these, such as an antibody recognizing the same epitope as any of these. Competition may be determined by any suitable technique. In one embodiment, competition is determined by an ELISA assay. Often competition is marked by a significantly greater relative inhibition than 5% as determined by ELISA analysis.

[0184] Immunotherapeutics, generally, rely on the use of immune effector cells and molecules to target and destroy cancer cells. The immune effector may be, for example, an antibody specific for some marker on the surface of a tumor cell. The antibody alone may serve as an effector of therapy or it may recruit other cells to actually effect cell killing. The antibody also may be conjugated to a drug or toxin (chemotherapeutic, radionuclide, ricin A chain, cholera toxin, pertussis toxin, etc.) and serve merely as a targeting agent. Alternatively, the effector may be a lymphocyte carrying a surface molecule that interacts, either directly or indirectly, with a tumor cell target. Various effector cells include cytotoxic T cells and NK cells.

[0185] Gene therapy is the insertion of polynucleotides, including DNA or RNA, into an individual's cells and tissues to treat a disease. Antisense therapy is also a form of gene therapy in the present invention. A therapeutic polynucleotide may be administered before, after, or at the same time of a first cancer therapy. Delivery of a vector encoding a variety of proteins is encompassed within the invention. For example, cellular expression of the exogenous tumor suppressor oncogenes would exert their function to inhibit excessive cellular proliferation, such as p53, p16 and C-CAM.

[0186] Additional agents to be used to improve the therapeutic efficacy of treatment include immunomodulatory agents, agents that affect the upregulation of cell surface receptors and GAP junctions, cytostatic and differentiation agents, inhibitors of cell adhesion, or agents that increase the sensitivity of the hyperproliferative cells to apoptotic inducers. Immunomodulatory agents include tumor necrosis factor; interferon alpha, beta, and gamma; IL-2 and other cytokines; F42K and other cytokine analogs; or MIP-1, MIP-1 beta, MCP-1, RANTES, and other chemokines. It is further contemplated that the upregulation of cell surface receptors or their ligands such as Fas/Fas ligand, DR4 or DR5/TRAIL would potentiate the apoptotic inducing abilities of the

present invention by establishment of an autocrine or paracrine effect on hyperproliferative cells. Increases intercellular signaling by elevating the number of GAP junctions would increase the anti-hyperproliferative effects on the neighboring hyperproliferative cell population. In other embodiments, cytostatic or differentiation agents can be used in combination with the present invention to improve the anti-hyperproliferative efficacy of the treatments. Inhibitors of cell adhesion are contemplated to improve the efficacy of the present invention. Examples of cell adhesion inhibitors are focal adhesion kinase (FAKs) inhibitors and Lovastatin. It is further contemplated that other agents that increase the sensitivity of a hyperproliferative cell to apoptosis, such as the antibody c225, could be used in combination with the present invention to improve the treatment efficacy.

[0187] Hormonal therapy may also be used in the present invention or in combination with any other cancer therapy previously described. The use of hormones may be employed in the treatment of certain cancers such as breast, prostate, ovarian, or cervical cancer to lower the level or block the effects of certain hormones such as testosterone or estrogen. This treatment is often used in combination with at least one other cancer therapy as a treatment option or to reduce the risk of metastases.

II. Kits

[0188] Certain aspects of the present invention also encompass kits for performing the diagnostic and prognostic methods of the invention. Such kits can be prepared from readily available materials and reagents. For example, such kits can comprise any one or more of the following materials: enzymes, reaction tubes, buffers, detergent, primers, probes, antibodies. In a preferred embodiment, these kits allow a practitioner to obtain samples of neoplastic cells in blood, tears, semen, saliva, urine, tissue, serum, stool, sputum, cerebrospinal fluid and supernatant from cell lysate. In another preferred embodiment these kits include the needed apparatus for performing RNA extraction, RT-PCR, and gel electrophoresis. Instructions for performing the assays can also be included in the kits.

[0189] In a particular aspect, these kits may comprise a plurality of agents for assessing the differential expression of a plurality of biomarkers, for example, GR and/or ER, wherein the kit is housed in a container. The kits may further comprise instructions for using the kit for assessing expression, means for converting the expression data into expression values and/or means for analyzing the expression values to generate prognosis. The agents in the kit for measuring biomarker expression may comprise a plurality of PCR probes and/or primers for qRT-PCR and/or a plurality of antibody or fragments thereof for assessing expression of the biomarkers. In another embodiment, the agents in the kit for measuring biomarker expression may comprise an array of polynucleotides complementary to the mRNAs of the biomarkers of the invention. Possible means for converting the expression data into expression values and for analyzing the expression values to generate scores that predict survival or prognosis may be also included.

[0190] Kits may comprise a container with a label. Suitable containers include, for example, bottles, vials, and test tubes. The containers may be formed from a variety of materials such as glass or plastic. The container may hold a composition which includes a probe that is useful for prognostic or non-prognostic applications, such as described above. The label

on the container may indicate that the composition is used for a specific prognostic or non-prognostic application, and may also indicate directions for either in vivo or in vitro use, such as those described above. The kit of the invention will typically comprise the container described above and one or more other containers comprising materials desirable from a commercial and user standpoint, including buffers, diluents, filters, needles, syringes, and package inserts with instructions for use.

EXAMPLES

[0191] The following examples are given for the purpose of illustrating various embodiments of the invention and are not meant to limit the present invention in any fashion. One skilled in the art will appreciate readily that the present invention is well adapted to carry out the objects and obtain the ends and advantages mentioned, as well as those objects, ends and advantages inherent herein. The present examples, along with the methods described herein are presently representative of preferred embodiments, are exemplary, and are not intended as limitations on the scope of the invention. Changes therein and other uses which are encompassed within the spirit of the invention as defined by the scope of the claims will occur to those skilled in the art.

Example 1

Tumor Biomarker Status

[0192] A. Results

[0193] The glucocorticoid receptor (GR) is highly expressed in the myoepithelium of the normal human breast and in a subset of both ERalpha-positive and negative human

high) subset of patients suggests a slight better outcome, implying a crosstalk between the ER and the GR that is absent in ER- tumors.

[0194] Using a global approach of gene expression studies merged with data from GR ChIP-sequencing in ER- pre-malignant breast cells (MCF10A-Myc), the inventors have identified direct GR target genes are significantly associated with cell survival signaling pathways. Interestingly, a meta-analysis of the high NR3C1-expressing ER- tumors reveals that many genes identified by ChIP-sequencing/gene expression analysis are indeed differentially expressed in high versus low NR3C1-primary breast cancers. These results suggest that GR expression may be a functional biomarker in ER-breast cancer.

TABLE 1

Clinical studies used for meta-analysis		
GEO ID	# of pts	Reference
GSE9195	77	Loi S, et al
GSE7390	189	Desmedt C, et al
GSE6532	212	Loi S, et al
GSE2603	73	Minn AJ, et al
GSE2990	183	Sotiriou C, et al
GSE2034	280	Wang YX, et al
TOTAL	1206	

TABLE 2

Differentially expressed genes with concordant expression by all three methods (33/44 genes)			
Gene expression after Dex-treatment in MCF10A-Myc	Gene expression in NR3C1 + vs. - tumors	GR-binding within distance to TSS after Dex-treatment in MCF10A-Myc	Genes
Up	Up	10 kb 10-100 kb	DUSP1, SGK1, SMARCA2, PTGDS, MCL1, DPYSL2, STOM, LAPTM5, NNMT, SERPINF1, NRIP1, WIPF1, BIN1, IL1R1, ST3GAL5, SEMA4D, MAP3K5, SMARCA2, DPT, BIRC3, PTGDS, PHF15, MAOA, TFPI, SLC46A3, PIAS1, ACSL5, SESN1, C14orf139, LBH
Down	Down	10 kb 10-100 kb	NONE SFN, SPP1, ERBB2
Overlapping genes with NKI-295 gene signature			DUSP1, DPT, NNMT, SERPINF1, IL1R1, FN1, DPYSL2

breast cancers. In vitro and in vivo experiments suggest that activation of the GR in ER- pre-malignant breast epithelial and cancer cells triggers cell survival pathways under stress conditions (e.g. chemotherapy) that usually induce apoptosis. The inventors examined the association between NR3C1 gene expression and GR target gene expression in human ER- breast cancers and found that ER- breast cancers with high NR3C1 expression also express GR target genes associated with EMT and anti-apoptotic signaling, and that those ER- patients with high NR3C1 gene expression have a significantly worse outcome than NR3C1-low patients. Interestingly, the high NR3C1 gene expression in the ER+ (ESR1-

[0195] B. Materials and Methods

[0196] Cell Culture and Glucocorticoid Treatment:

[0197] MCF10A-Myc cells were cultured in a 1:1 mixture of DMEM and Hams/F12 medium supplemented with 10% fetal bovine serum, hydrocortisone (0.5 µg/ml), EGF (10 ng/ml), insulin (5 ng/ml) and 100 U/ml penicillin/streptomycin were also added. The cells were then starved for three days of all growth factors and treated with dexamethasone (10-6M) and ethanol of the same volume as a control.

[0198] Microarray Gene Expression: MCF10A-Myc Cells:

[0199] Time course (0.5 h, 2 h, 4 h and 24 h) microarray data were obtained using Affymetrix gene arrays (HG-

U133A) (Wu et al., 2006). Genes that were induced or repressed ≥ 1.5 fold-change were considered to be regulated.

[0200] GR ChIP-Seq Experiment and Analysis for MCF10A-Myc Cells:

[0201] Cells were collected for the ChIP assay following 1 hour of Dex (10-6M) or EtOH treatment. The ChIP assay was done basically following Millipore's ChIP Assay Kit instructions. The DNA input (1%) was also sequenced using Illumina's Solexa Sequencer. Short-tag reads (36 bp) were mapped to the Human Genome (UCSC, hg18) by using Maq aligner. GR-binding peaks were called by using MACS software. Known SGK1 and GILZ promoter GR binding-regions (GBRs) were used as positive controls to determine the FDR threshold for retrieving significant GBRs.

[0202] Human Primary Breast Cancer Analysis:

[0203] 1) Data Collection: All the clinical data and raw CEL files (all Affymetrix HU-133A and HU-133+2) were obtained from GEO (see Table 1). Low quality arrays were removed by AffyPLM. Arrays were normalized by using RMA and then centered by mean within each study and pooled together. 2) Determination of ESR1 and NR3C1 positivity: Expression data of tumors with known ER IHC status were analyzed using ROC analysis. The Youden Index of the best ESR1 probe's ROC curve was used as the cut-off point to separate ESR1+ and ESR1- tumors. Due to the lack of tumors with both GR IHC and NR3C1 gene expression information, we were unable to use ROC analysis to determine the NR3C1 cutoff. Therefore, based on published and our unpublished GR IHC data, we used the percentiles of NR3C1 gene expression levels that correspond to the observed proportion of GR+ patients. 3) Clustering: Un-supervised clustering was performed by Cluster using Pearson correlation distance and complete-linkage method. Heat-maps were plotted by Tree-view. 4) Statistical analysis: Relapse-free survival (RFS) Kaplan-Meier plot and log-rank test were done by using R's "survival" package. Microarray SAM analysis was performed by using R's "siggenes" package.

[0204] Tumor Assessment.

[0205] pAUC areas were calculated for all the probes on the chip by setting $p=0.2$ (meaning can separate at least 80% patients) for tumors with known ER status ($n=1000$). A probe was then selected that has biggest pAUC area, which is the ESR1 probe 205225_at. So, this probe is the best one that can separate ER IHC + versus -. Using the 205225_at probe, the Youden Index of its ROC curve was calculated, that is the max (sensitivity+specificity-1) as the cut-off value for ESR1+ and -. The range of ESR1 expression after normalization was [-5.223868-3.944120]. The Youden Index, i.e. the cut-off is -1.257434. In the $n=1000$, training set, $n=773 > -1.257434$ (ESR1+), and $n=227 < -1.257434$. (ESR1-) or i.e. 77.3% quantile

[0206] This cut-off was applied to the entire dataset, $n=898$ (ESR+), $n=308$ (ESR-). In addition to the method, the ACTUAL Log 2 value cutoff is needed for ESR1 positivity in normalized meta-dataset, as well as the range of ESR1 values encountered following batched mean normalization. If in one study, samples are obtained from different hospitals, they

were normalized separately. So, to be precisely accurate, the normalization is done within the samples from the same source.

[0207] The ESR1 probe ID from Affymetrix is 205225_at.

[0208] The NR3C1 probe ID from Affymetrix is 216321_s_at

[0209] The range for NR3C1 probe (216321_s_at) is [-3.145456 to 2.158716] for the entire data set. For ESR1+, the range is [-3.009359 2.158716] and for ESR1-, the range is [-3.145456 1.917823] Thus, the cut-off for ESR1+, is 0.172189, 55.98% quantile (or about 44% NR3C1+ percentage) and the cut-off for ESR1-, is 0.47332, 82.51% quantile (or about 17.5% NR3C1+ percentage). All the cut-off are log 2 values.

[0210] The cutoffs used are the best cut-off that can separate patients with a $p < 0.01$. If the p-value is loosened to 0.05, the range can be widened.

[0211] For ESR1+ patients, NR3C1+ patients can be from about 35% to 60% (about 44% is the best). For ESR1- patients, NR3C1+ patients can be from about 30% to 15% (about 17.5% is the best)

Example 2

Mifepristone Pretreatment Enhances Paclitaxel Anti-Tumor Effectiveness in Models of Human Breast Cancer

[0212] Xenografted ER-/PR-/HER2- (GR+) MDA-MB-231 human breast cancer cells (1×10^7 cells in 50 μ l of PBS) were injected into the mammary fat pad of female Severe Combined Immunodeficient Mice (SCID) mice and allowed to grow until reaching approximately 100 mm³. Mice were then injected intraperitoneally with either both vehicles, paclitaxel (10 mg/kg)+ the mifepristone vehicle, or the combination of mifepristone (15 mg/kg) administered two hours prior to paclitaxel (10 mg/kg) for five successive days. The longest (L) and shortest (S) diameters of the tumors were measured bi-weekly with electronic calipers and tumor volume was calculated using the formula for an ellipsoid sphere: volume= $S^2 \times L \times 0.52$. Mifepristone pretreatment significantly decreased tumor volume over time ($P=0.013$) compared to treatment with paclitaxel alone (FIG. 8).

Example 3

Mifepristone Pretreatment Increases Tamoxifen-Resistant MCF-7 (T-R-MCF-7), but not Parental MCF-7 Cell Susceptibility to Paclitaxel In Vitro

[0213] Parental MCF-7 (ER+/PR+/GR+) and T-R MCF-7 (ER+/PR+/GR+) cells were treated with the appropriate vehicle (ethanol for mifepristone and castor oil/saline for paclitaxel), paclitaxel alone (10^{-6} M), and paclitaxel/mifepristone (10^{-6} M). Apoptosis was measured using FITC conjugated-anti-Annexin V antibody labeling followed FACS analysis to determine the percentage of the total cell population undergoing apoptosis after 20 hours of treatment. Mean+/-SE is shown. Significantly more apoptosis ($P=0.028$) was observed in the T-R MCF-7 cells when treated with mifepristone/paclitaxel compared to paclitaxel alone (FIG. 9). No difference was seen in the parental MCF-7 cells.

Sequence Listing

NR3C1 GenBank AY436590-127687 bp, incorporated herein by reference
ESR1 GenBank NG_008493-419779 bp, incorporated herein by reference
NR3C1 mRNA

SEQ ID NO: 1

TTTTTAGAAAAAAAAATATATTTCCCTCTGCTCCTTCTGCGTTCACAAGCTAAGTTGTTTATCTCGGC
TGGCGCGGAACTGCGGACCGTGGCGGGCGAGCGGCTCCTCTGCCAGAGTTGATATTCAGTATGGACTC
CAAAGAATCATTAACCTCTGGTAGAGAAACCCAGCAGTGTGCTTGCCTCAGGAGAGGGGAGATGTG
ATGGACTTCTATAAAACCCTAAGAGGAGGAGCTACTGTGAAGGTTTCTGCGTCTTACCCCTCACGGCTG
TCGCTTCTCAATCAGACTCCAAGCAGCGAAGACTTTTGGTTGATTTTCCAAAAGGCTCAGTAAGCAATGC
GCAGCAGCCAGATCTGTCCAAGCAGTTTCACTCTCAATGGGACTGTATATGGGAGAGACAGAAACAAA
GTGATGGGAAATGACCTGGGATTCCCACAGCAGGGCCAAATCAGCCTTTCTCGGGGAAACAGACTTAA
AGCTTTTGGAAAGAAAGCATTGCAAAACCTCAATAGGTCGACAGTGTTCAGAGAACCCCAAGAGTTCAG
ATCCACTGCTGTCTGCTGCCCCACAGAGAAGGAGTTTCCAAAACCTCACTCTGATGTATCTTCAGAA
CAGCAACATTTGAAGGGCCAGACTGGCACCACCGTGGCAATGTGAAATGTATACCACAGACCAAGCA
CCTTTGACATTTTGCAGATTGGAGTTTCTTCTGGGTCGCCAGGTAAAGAGACGAATGAGAGTCTTG
GAGATCAGACTGTGTATAGATGAAAAGTGTCTCTCTCTCGGGGAGAGAGAGATTCATCTCTT
TTGGAAGGAACTCGAATGAGGACTGCAAGCCTCTCATTTTACCGGACACTAAACCCAAAATTAAGGATA
ATGGAGATCTGGTTTGTCAAGCCAGTAATGTAACACTGCCCAAGTGAAGACAGAAAAGAAAGATTT
CATCGAAGCTCTGCACCCTGGGGTAAATTAAGCAAGAGAACTGGGCAAGTCTTACTGTGAGCAAGCTTT
CCTGGAGCAAATAAATTTGGTAATAAAATGTCTGCCATTTCTGTTTATGGTGTGAGTACCTCTGGAGGAC
AGATGTACCACTATGACATGAATACAGCATCCCTTTCTCAACAGCAGGATCAGAAGCTATTTTAAATGT
CATTCACCAATCTCCGTTGGTTCCGAAAATTTGAAATAGGTGCCAAGGATCTGGAGATGACAACTTGACT
TCTCTGGGACTCTGAAGTCTCCCTGGTTCGAACAGTCTTCTAATGGCTATTCAGCCCCAGCATGAGAC
CAGATGTAAGCTCTCCCTCCATCCAGCTCCTCAACAGCAACAACAGGACCCTCCCAAACCTCTGCTGGT
GTGCTCTGATGAAGCTTCAGGATGTCAATTAAGGAGTCTTAAGTGTGGAAGCTGTAAGTCTTCTTCAA
AGAGCAGTGGAAAGGACAGCAATTAACCTATGTCTGGAGGAATGATTCATCATCGATAAAATTCGAA
AAAAAACTGCCAGCATGCCGCTATCGAAAATGTCTTCAAGCTGGAATGAACCTGGAAGCTCGAAAAAC
AAAGAAAAAATAAAAGGAATTCAGCAGGCCACTACAGGAGTCTCACAAAGAACTCTGAAAATCCTGGT
AACAAAACAATAGTTCCTGCAACGTTACCACAACCTCACCCCTACCTGGTGTCTGTTGGAGGTTATG
AACCTGAAGTGTATATGCAAGGATATGATAGCTCTGTTCCAGACTCAACTGGAGGATCATGACTACGCT
CAACATGTTAGGAGGGCGGCAAGTGATTCAGCAGTGAATGGGCAAAGGCAATACAGGTTTCAGGAAC
TTACACTGGATGACCAAAAGACCTACTGCAGTACTCCTGGATGTTTCTTATGGCATTGTCTCTGGGGT
GGAGATCATATAGACAATCAAGTGCAAAACCTGCTGTGTTTTGCTCCTGATCTGATTATTAATGAGCAGAG
AATGACTCTACCTGCATGTACGACCAATGTAACACATGCTGTATGTTTCTCTGAGTTACACAGGCTT
CAGGTATCTTATGAAGAGTATCTCTGTATGAAAACCTTACTGCTTCTCTCTCTCAGTTCCTAAGGACGGT
TGAAGAGCCAAAGAGCTATTTGATGAAATAGAAATGACCTACATCAAAGAGCTAGGAAAAGCCATGTCAA
GAGGGAAGGAACTCCAGCCAGAAGTGGCAGCGGTTTTATCACTGACAAAACCTCTGGATTCTATGCAAT
GAAGTGGTTGAAAATCTCTTAACTATTGCTTCCAAACATTTTGGTAAGACCATGAGTATTGAAATCC
CCGAGATGTTAGCTGAAATCATCAACATCAGATACAAAATATTCAAATGGAAATATCAAAAACCTCT
GTTTCATCAAAAGTACTGCCTTAATAAGAAATGGTGCCTTAAAGAAAGTCAAAATTAATAGCTTTTATTG
TATAAATCATAGTTTGTCTGCTAGAGGTTTGTGTGTTTTATTTTTATGTTTTCATCTGTTGTTTTG
TTTTAAATACGCACATCATGTGGTTTTATAGAGGGCCAAAGACTTGGCAACAGAAGCAGTTGAGTCGTATCA
CTTTTCAAGTATGGGAGAGTAGATGGTGAATTTATAGTTAAATATATCCAGAAATTAGAAACCTTAAT
ATGTGGAGTAACTCCACAGTCAAGAAGGATGGCACCTAAACCACAGTGCCTCAAAGTCTGTGTGATG
AACTTCTCTTCACTATTTTTTTTCCAGTGGCTGGATGAAATTTCTAGACTTTCTGTTGGTGTATCCC
CCCCCTGTATAGTTAGGATAGCATTTTGTATTTATGCATGGAACCTGAAAAAAGTTTACAAGTGTAT
ATCAGAAAAGGGAAGTTGTGCTTTTATAGCTATTAAGTCTGCTGTTTAAACATTTCTTTATATTTAGT
GAACATCGCTTGTCTCAATTTTTCTTACATAATTTTTATTCAAGTTATTGTACAGCTGTTTAAAGATGGC
AGCTAGTTCGTAGCTTTCCAAAATAAATCTAAACATTAATCAATCATCTGTGTGAAAATGGGTTGGTGC
TTCTAACCTGATGGCACTTAGCTATCAGAAGACCAAAAATGACTCAAATCTCCAGTATTTCTGTCAA
AAAAAAAAGGAAAGCTCATATTTTGTATATATCTGCTTCAAGTGGAGAAATATATAGGTTGTCAAAT
TAACAGTCTAACTGGTATAGAGCACCTAGTCCAGTACCTGCTGGGTAACCTGGGATGATGGTTGCAA
AAGACTAATTTAAAAATAACTACCAAGAGGCCCTGTCTGTACCTAACGCCCTATTTTGAATGGCTAT
ATGGCAAGAAAGCTGGTAAACTATTTGCTTTTCCAGGACCTTTTGAAGTAGTTGTATAACTCTTAAAAAG
TTGTGATTCAGATAACAGCTGTAAACACAGCTGAGAGACTTTTAAATCAGACAAAGTAATCTCTCACT
AACTTTACCCAAAAGCTAAATCTCTAATATGGCAAAAATGGCTAGACCCATTTTCAATTTCCCATCT
GTCCCAATTTGGTTAATCTTTCTGTAGGTACAGGAAAGCTCAGCTACTGATTTTTGTGATTTAGAAGT
TATGTATGTACAGACTCATGTTTGTAAAACACTACACATCCCTAATGTGTGCCATAGAGTTTAAACAAAG
CCTGTGAATTTCTTCACTGTTGAAAATTAATTTAAACAAAATAGAAGCTGTAGTAGCCCTTTCTGTGTGC
ACCTTACCAACTTTCTGTAACCTAAAACCTAAACATATTTACTAAGCCACAGAAATTTGATTTCTATTC
AAGTGGCCAAATTAATTTGTGTAATAGAAAACCTGAAAATCTAATATTAATAATATGGAACCTCTAATATA
TTTTTATATTTAGTTATAGTTTCAGATATATATCATATGGTATTCCTAATCTGGGAAGGGAAGGGCTA
CTGCAGCTTTACATGCAATTTATTAATGATTTGTAATAGCTTTGTATAGTGTAAAATAAGAAATGATTT
TTAGATGAGATTTTATCATGACATGTTATATATTTTTGTAGGGGTCAAAGAAATGCTGATGGATAA
CCTATATGATTTATAGTTTGTACATGCATTCTATACAGCAGCGATGGTCTCAGAAAACCAACAGTTTGTCT
CTAGGGGAAGAGGAGATGGAGACTGGTCCCTGTGTGCAGTGAAGTTTCTGAGGCTCTGACCAGTGTGAGA
TTACAGAGGAAGTTTCTCTGCTCCCATCTGACCACTCTCTCATTTCAACAGTGTGCTGTGAGCG
CAGGTTTGTGTTTACTCAATCTCCCTTGCCTTGCCTAAAGTATGTAAAGTATGTAACAGGAGACAGGAAGGT
GTGCTTACATCTTAAAGGCACCTAATAGCGGTTACTTTACATACAGCCCTCCCCAGCAGTTGA
ATGACAAAGAAAGCTTCAAGATTTGGCAATAGTTTGCATAGAGGTACCAGCAATATGTAATAGTGCAG
AATCTCATAGGTTGCCAATAATACACTAATCTCTTCTATCTCAACAAGAGTTTATTTCCAAATAAAA
TGAGGACATGTTTTGTTTTCTTGAATGCTTTTTGAAATGTTATTTGTTATTTTCAGTATTTTGGAGAAA
TTATTTAATAAAAAAACAATCAATTTGCTTTTTG

-continued-

Sequence Listing

ESR1 mRNA

SEQ ID NO: 2

AGGAGCTGGC GGAGGGCGTT CGTCTGGGA CTGCACTTGC TCCCGTCGGG TCGCCCGGCT
 TCACCCGGACC CGCAGGCTCC CGGGGCCAGG CCGGGGCCAG AGCTCGCGTG TCGCGGGGAC
 ATGCGCTGCG TCGCCTCTAA CCTCGGGCTG TGCTCTTTTT CCAGGTGGCC CGCCGGTTTC
 TGAGCCTTCT GCCCTGCGGG GACACGGTCT GCACCCTGCC CGCGGCCACG GACCATGACC
 ATGACCCTCC ACACCAAGC ATCTGGGATG GCCCTACTGC ATCAGATCCA AGGGAACGAG
 CTGGAGCCCC TGAACCGTCC GCAGCTCAAG ATCCCCCTGG AGCGGCCCCCT GGGCGAGGTG
 TACCTGGACA CGAGCAAGCC CGCCGTGTAC AACTACCCCG AGGGCGCCCG CTACGAGTTC
 AACGCCGCGG CGCCGCCCAA CGCGCAGGTC TACGGTCAGA CCGGCCTCCC CTACGGCCCC
 GGGTCTGAGG CTGCGGCGTT CGGCTCCAAC GGCCTGGGGG GTTTCCTCCC ACTCAACAGC
 GTGTCTCCGA GCCCGTGTAT GCTACTGCAC CCGCCGCCCG AGCTGTGCC TTTCTGTCAG
 CCCACGGCC AGCAGGTGCT CTAATACTTG GAGAACGAGC CCAGCGGCTA CACGGTGCAG
 GAGGCCGGCC CGCCGGCATT CTACAGGCCA AATTCAGATA ATCGACGCCA GGGTGGCAGA
 GAAAGATTGG CCAGTACCAA TGACAAGGGA AGTATGGCTA TGGAACTGTC CAAGGAGACT
 CGCTACTGTG CAGTGTGCAA TGACTATGCT TCAGGTACC ATTAATGAGT CTGGTCTGT
 GAGGGCTGCA AGGCCTTCTT CAAGAGAAGT ATCAAGGAC ATAACGACTA TATGTGTCCA
 GCCACCAACC AGTGCACCAA TGATAAAAAC AGGAGGAAGA GCTGCCAGGC CTGCCGGCTC
 CGCAAAATGCT ACGAAGTGGG AATGATGAAA GGTGGGATAC GAAAAGACCC AAGAGGAGGG
 AGAATGTTGA AACACAAGCG CCAGAGAGAT GATGGGGAGG GCAGGGGTGA AGTGGGGTCT
 GCTGGAGACA TGAGAGCTGC CAACCTTTGG CCAAGCCCGC TCATGATCAA ACCTCTAAG
 AAGAACAGCC TGGCCTGTGC CCTGACGGCC GACCAGATGG TCAGTGCCTT GTTGGATGCT
 GAGCCCCCA TACTCTATTC CGAGTATGAT CCTACCAGAC CCTTCAGTGA AGCTTCGATG
 ATGGGCTTAC TGACCAACCT GGCAGACAGG GAGCTGGTTC ACATGATCAA CTGGGCGAAG
 AGGTGCGCAG GCTTTGTGGA TTTGACCCTC CATGATCAGG TCCACCTTCT AGAATGTGCC
 TGGCTAGAGA TCCTGATGAT TGGTCTCGTC TGGCGCTCCA TGGAGCACC AGGGAAGCTA
 CTGTTTGCTC TAACTTGTCT CTTGGACAGG AACAGGGGAA AATGTGTAGA GGGCATGGTG
 GAGATCTTGC ACATGCTGCT GGCTACATCA TCTCGTTCC GCATGATGAA TCTGAGGGA
 GAGGAGTTTG TGTGCCTCAA ATCTATTATT TTGCTTAATT CTGGAGTGA CACATTTCTG
 TCAGCACCCT TGAAGTCTCT GGAAGAGAAG GACCATATCC ACCGAGTCCCT GGACAAGACT
 ACAGACACTT TGATCCACTT GATGGCCAAG GCAGGCCTGA CCTGCAGCA GCAGCACCAG
 CGGCTGGCCC AGCTCCTCCT CATCCTCTCC CACATCAGGC ACATGAGTAA CAAAGGCATG
 GAGCATCTGT ACAGCATGAA GTGCAAGAAC GTGGTGCACC TCTATGACCT GCTGCTGGAG
 ATGCTGGACG CCCACCCCTT ACATGCGCCC ACTAGCCGTG GAGGGGCATC CGTGGAGGAG
 ACGGACCAA GCCACTTGGC CACTGCGGGC TCTACTTCAT CGCATTCCCT GCAAAAGTAT
 TACATCACGG GGGAGGCAGA GGGTTTCCCT GCCACGGTCT GAGAGCTCCC TGGCTCCCAC
 ACGTTCAGA TAATCCACTT TGCATTTTAC CCTCATCATG CACCACCTTA GCCAAATCT
 GTCTCTGCA TACACTCCGG CATGCATCCA ACACCAATGG CTTTCTAGAT GAGTGGCCAT
 TCATTTGCTT GCTCAGTCTT TAGTGGCACA TCTTCTGTCT TCTGTTGGGA ACAGCCAAAG
 GGATTCCAAG GCTAAATCTT TGTAAACGCT CTCCTTCCCC CTTGCTATGT TACTAAGCGT
 GAGGATTCCT GTAGCTCTTC ACAGCTGAAC TCAGTCTATG GGTGGGGGCT CAGATAACTC
 TGTGCATTTA AGCTACTTGT AGAGACCCAG GCCTGGAGAG TAGACATTTT GCCTCTGATA
 AGCATTTTTT AAATGGCTT AAGAATAAGC CACAGCAAAG AATTTAAAGT GGCTCCTTTA
 ATTGGTGACT TGGAGAAAGC TAGGTCAAGG GTTTATTATA GCACCCTCTT GTATTCTAT
 GGCAATGCAT CCTTTTATGA AAGTGGTACA CCTTAAAGCT TTTATATGAC TGTAGCAGAG
 TATCTGGTGA TTGTCAATTC ATTCCCCCTA TAGGAATACA AGGGCCACAC AGGGAAGGCA
 GATCCCCTAG TTGGCAAGAC TATTTTAACT TGATACACTG CAGATTGAGA TGTGCTGAAA
 GCTCTGCCCT TGGCTTTCGG GTCATGGGTT CCAGTAAATT CATGCCTCCC ATGGACCTAT
 GGAGAGCAGC AAGTTGATCT TAGTTAAGTC TCCCTATATG AGGGATAAGT TCCTGATTTT
 TGTTTTTTAT TTTGTGTTAC AAAAGAAAAG CCTCCCTCCC TGAACCTGCA GTAAGGTCAG
 CTTCAGGACC TGTTCAGTGC GGCACGTGAC TTGGATCTTC CCGCGCTGTG TGTGCCTTAC
 ACAGGGGTGA ACTGTTCACT GTGGTGATGC ATGATGAGGG TAAATGGTAG TTGAAGGAG
 CAGGGGCCCT GGTGTTGCAT TTAGCCCTGG GGCATGGAGC TGAACAGTAC TGTGCGAGGA
 TTGTTGTGGC TACTAGAGAA CAAGAGGGAA AGTAGGGCAG AAACCTGGATA CAGTTCGAG
 GCACAGCCAG ACTTGCTCAG GGTGGCCCTG CCACAGGCTG CAGCTACCTA GGAACATTC
 TTGCAGACCC CGCATTTGCC TTTGGGGGTG CCCTGGGATC CCTGGGGTAG TCCAGCTCTT
 CTTCAATTTCC CAGCGTGGCC CTGGTTGGAA GAAGCAGCTG TCACAGCTGC TGTAGACAGC
 TGTGTTCCCTA CAATTTGGCC AGCACCCCTG GGCACGGGAG AAGGGTGGGG ACCCTGCTG
 TCACTACTCA GGCTGACTGG GGCCTGGTCA GATTACGTAT GCCCTTGGTG GTTTAGAGAT
 AATCCAAAAT CAGGGTTTGG TTTGGGGAAG AAAATCCTCC CCCTTCTCTC CCCGCCCTG
 TCCCTACCCG CTCACCTTCT GCCAGCTCAT TTCCTTCAAT TTCCTTTGAC CTATAGGCTA
 AAAAAAGAAAG GCTCATTCCA GCCACAGGGC AGCCTTCCCT GGGCCTTTGC TTCTCTAGCA
 CAATATGGG TTAATTCCTT TTTCTTAAACA AAAAAGAATG TTTGATTTC TCTGGGTGAC
 CTTATTTGCT GTAATTGAAA CCCTATTGAG AGGTGATGTC TGTGTTAGCC AATGACCCAG
 GTGAGCTGCT CCGGCTTCTC TTGGTATGTC TTGTTTGGAA AAGTGGATTT CATTCAATTC
 TGATTGTCCA GTTAAGTAT CACCAAAGGA CTGAGAATCT GGGAGGGCAA AAAACAAAA
 AAGTTTTTTA TGTGCACTTA AATTTGGGGA CAATTTTATG TATCTGTGTT AAGGATATGT
 TTAAGAACAT AATTTCTTTG TTGCTGTTTG TTAAGAAGC ACCTTAGTTT GTTTAAGAAG
 CACCTTATAT AGTATAATAT ATATTTTTTT GAAATACAT TGCTTGTFTA TCAGACAATT
 GAATGTAGTA ATCTGTCTCT GGATTTAATT TGACTGGGTT AACATGCAA AACCAAGGAA
 AAATATTTAG TTTTTTTTTT TTTTTTTGTA TACTTTTCAA GCTACCTTGT CATGTATACA
 GTCATTTATG CCTAAAAGCT GGTGATTAAT CATTAAATG AAGATCACAT TTCATATCAA
 CTTTTGTATC CACAGTAGAC AAAATAGCAC TAATCCAGAT GCCTATTGTT GGATACGAA

-continued-

Sequence Listing

```

TGACAGACAA TCTTATGTAG CAAAGATTAT GCCTGAAAAG GAAAATTATT CAGGGCAGCT
AATTTTGCTT TTACCAAAAT ATCAGTAGTA ATATTTTGG ACAGTAGCTA ATGGGTGAGT
GGGTTCTTTT TAATGTTTAT ACTTAGATTT TCTTTTAAAA AAATTAATAA AAAACAAAAA
AAAAATTCTA GGACTAGACG ATGTAATACC AGCTAAAGCC AAACAATTAT ACAGTGGGAG
GTTTTACATT ATTCATCCAA TGTGTTCTA TTCATGTTAA GATACTACTA CATTGGAAGT
GGGCAGAGAA CATCAGATGA TTGAAATGTT CGCCAGGGG TCTCCAGCAA CTTGGAAAT
CTCTTTGTAT TTTTACTTGA AGTGCCACTA ATGGACAGCA GATATTTTCT GGCTGATGTT
GGTATTGGGT GTAGGAACAT GATTTAAAA AAAACTCTTG CCTCTGCTTT CCCCACCTCT
GAGGCAAGTT AAAATGTAAA AGATGTGATT TATCTGGGGG GCTCAGGTAT GGTGGGGAAG
TGGATTCAGG AATCTGGGGA ATGGCAAATA TATTAAGAAG AGTATTGAAA GTATTTGGAG
GAAAATGGTT AATCTGGGT GTGCACCAGG GTTCAGTAGA GTCACCTTCT GCCTGGAGA
CCACAATCA ACTAGCTCCA TTTACAGCCA TTTCTAAAAT GGCAGCTTCA GTTCTAGAGA
AGAAAGAACA ACATCAGCAG TAAAGTCCAT GGAATAGCTA GTGGTCTGTG TTTCTTTTCG
CCATTGCCTA GATTCGCCAT ATGATTCTAT AATGCCATCA TGCAGCAATT ATGAGAGGCT
AGGTCATCCA AAGAGAAGAC CCTATCAATG TAGGTTGCAA AATCTAACCC CTAAGGAAGT
CGAGTCTTTG ATTTGATTTT CCTAGTAACC TTGCAGATAT GTTTAAACCA GCCATAGCCC
ATGCTTTTGG AGGGCTGAAC AAATAAGGGA CTTACTGATA ATTTACTTTT GATCACATAT
AGGTGTTCTC ACCTTGAAT CTTATACACT GAAATGGCCA TTGATTTAGG CCACTGGCTT
AGGACTCTCC TTCCCTGGA TGACACTGAT TACAAACT TCCCTATCA TACTTTCCAA
TTATGAGATG GACTGTGGT ACTGGGAGTG ATCCTAACA CCATAGTAAT GTCTAATATT
CACAGGCAGA TCTGCTGGG GAAGCTAGTT ATGTGAAAGG CAAATAGAGT CATAAGTAG
CTCAAAAGGC AACCATAAAT CTCTTTGGTG CAGGTCTTGG GAGCGTGATC TAGATTACAC
TGACCATTC CCAAGTTAAT CCCCTGAAA CTTACTCTCA ACTGGAGCAA ATGAACTTTG
GTCCCAAATA TCCATCTTTT CAGTAGCGTT AATTATGCTC TGTTTCCAAC TGCATTTCTT
TTCCAATGA ATTAAAGTGT GGCCCTCGTT TTAGTCATTT AAAATTTGTT TCTAAGTAAT
TGCTGCCTCT ATTATGGCAC TTCAATTTG CACTGTCTTT TGAGATTCAA GAAAAATTC
TATTCTTTTT TTGTCATCCA ATTTGTGCTG AACTTTTAAA ATATGTAAAT GCTGCCATGT
TCCAACCCCA TCGTCAAGT GTGTGTTTAG AGCTGTGCAC CCTAGAAACA ACATATTGTC
CCATGAGCAG GTGCCTGAGA CACAGACCCC TTTGCATTCA CAGAGAGGTC ATTGGTTATA
GAGACTTGAA TTAATAAGTG ACATTATGCC AGTTTCTGTT CTCTCACAGG TGATAAACAA
TGTTTTTTGT GCACACTATA CTCTTCAGTG TAGAGCTCTT GTTTTATGGG AAAAGGCTCA
AATGCCAAAT TGTGTTTAT GGATTAATAT GCCCTTTTGC CGATGCATAC TATTACTGAT
GTGACTCGGT TTTGTGCGAG CTTTGCTTTG TTTAATGAAA CACACTTGTA AACCTCTTTT
GCACTTTGAA AAAGAATCCA GCGGGATGCT CGAGCACCTG TAAACAATTT TCTCAAGCTA
    
```

SEQ ID NO:3-46 MCL1, SAP30, DUSP1, SGK1, SMARCA2, PTGDS, TNFRSF9, SFN, LAPTM5, GPSM2, SORT1, DPT, NRP1, ACSL5, BIRC3, NNMT, IGF1BP6, PLXNC1, SLC46A3, C14orf139, PIAS1, IDH2, SERPINF1, ERBB2, PECAM1, LBH, ST3GAL5, IL1R1, BIN1, WIPF1, TFP1, FN1, FAM134A, NRIP1, RAC2, SPP1, PHF15, BTN3A2, SESN1, MAP3K5, DPYSL2, SEMA4D, STOM, and MAOA gene.

REFERENCES

[0214] The following references, to the extent that they provide exemplary procedural or other details supplementary to those set forth herein, are specifically incorporated herein by reference.

- [0215] U.S. Pat. No. 5,143,854
- [0216] U.S. Pat. No. 5,202,231
- [0217] U.S. Pat. No. 5,242,974
- [0218] U.S. Pat. No. 5,288,644
- [0219] U.S. Pat. No. 5,324,633
- [0220] U.S. Pat. No. 5,384,261
- [0221] U.S. Pat. No. 5,405,783
- [0222] U.S. Pat. No. 5,412,087
- [0223] U.S. Pat. No. 5,424,186
- [0224] U.S. Pat. No. 5,429,807
- [0225] U.S. Pat. No. 5,432,049
- [0226] U.S. Pat. No. 5,436,327
- [0227] U.S. Pat. No. 5,445,934
- [0228] U.S. Pat. No. 5,468,613
- [0229] U.S. Pat. No. 5,470,710
- [0230] U.S. Pat. No. 5,472,672
- [0231] U.S. Pat. No. 5,492,806

- [0232] U.S. Pat. No. 5,503,980
- [0233] U.S. Pat. No. 5,510,270
- [0234] U.S. Pat. No. 5,525,464
- [0235] U.S. Pat. No. 5,525,464
- [0236] U.S. Pat. No. 5,527,681
- [0237] U.S. Pat. No. 5,529,756
- [0238] U.S. Pat. No. 5,532,128
- [0239] U.S. Pat. No. 5,545,531
- [0240] U.S. Pat. No. 5,547,839
- [0241] U.S. Pat. No. 5,554,501
- [0242] U.S. Pat. No. 5,556,752
- [0243] U.S. Pat. No. 5,561,071
- [0244] U.S. Pat. No. 5,571,639
- [0245] U.S. Pat. No. 5,580,726
- [0246] U.S. Pat. No. 5,580,732
- [0247] U.S. Pat. No. 5,593,839
- [0248] U.S. Pat. No. 5,599,672
- [0249] U.S. Pat. No. 5,599,695
- [0250] U.S. Pat. No. 5,610,287
- [0251] U.S. Pat. No. 5,624,711
- [0252] U.S. Pat. No. 5,631,134
- [0253] U.S. Pat. No. 5,639,603
- [0254] U.S. Pat. No. 5,654,413
- [0255] U.S. Pat. No. 5,658,734
- [0256] U.S. Pat. No. 5,661,028
- [0257] U.S. Pat. No. 5,665,547
- [0258] U.S. Pat. No. 5,667,972
- [0259] U.S. Pat. No. 5,695,940
- [0260] U.S. Pat. No. 5,700,637
- [0261] U.S. Pat. No. 5,744,305
- [0262] U.S. Pat. No. 5,800,992

- [0263] U.S. Pat. No. 5,807,522
 [0264] U.S. Pat. No. 5,830,645
 [0265] U.S. Pat. No. 5,837,196
 [0266] U.S. Pat. No. 5,847,219
 [0267] U.S. Pat. No. 5,871,928
 [0268] U.S. Pat. No. 5,876,932
 [0269] U.S. Pat. No. 5,919,626
 [0270] U.S. Pat. No. 6,004,755
 [0271] U.S. Pat. No. 6,087,102
 [0272] U.S. Pat. No. 6,368,799
 [0273] U.S. Pat. No. 6,383,749
 [0274] U.S. Pat. No. 6,617,112
 [0275] U.S. Pat. No. 6,638,717
 [0276] U.S. Pat. No. 6,720,138
 [0277] U.S. Patent Publn. 2010/0135956
 [0278] Belanoff et al., *Eur. J. Pharmacol.*, 655(1-3):117-20, 2011.
 [0279] Cho et al. *Biochemistry*, 44(9):3547-61, 2005.
 [0280] Clark, *Curr. Top. Med. Chem.* 8(9):813-838, 2008.
 [0281] Colleoni et al., *Annals of Oncology*, 11(8):1057, 2000.
 [0282] European Appln. EP 373 203
 [0283] European Appln. EP 785 280
 [0284] European Appln. EP 799 897
 [0285] Evans, *Science*, 240:889, 1988.
 [0286] Fodor et al., *Science*, 251:767-777, 1991.
 [0287] Grover and Martin, *Carcinogenesis*, 23(7):1095-102, 2002.
 [0288] Hacia et al., *Nature Genet.*, 14:441-449, 1996.
 [0289] Harrison's Principles of Internal Medicine, Kasper et al. (Eds.), 16th Ed., Chapter 70, 2005.
 [0290] Henderson et al. *Cancer Res.*, 48:246-253, 1988.
 [0291] Keen and Davidson, *Cancer*, 97(3 Suppl):825-33, 2003.
 [0292] Ma et al., *J. Immunol.*, 171(2):608-615, 2003.
 [0293] MacBeath and Schreiber, *Science*, 289(5485):1760-3, 2000.
 [0294] Melhem et al, *Clin. Cancer Res.*, 15(9):3196-204, 2009.
 [0295] Mikosz et al., *J. Biol. Chem.*, 276:16649-54, 2001.
 [0296] Moran et al., *Cancer Res.*, 60:867-872, 2000.
 [0297] Pandey and Mann, *Nature*, 405(6788):837-46, 2000.
 [0298] Pang and Conzen, *Cancer Biol. Ther. Cancer Biol. Ther.*, 5(8):933-40, 2006.
 [0299] PCT Appln. WO 01/68255
 [0300] PCT Appln. WO 03/020898
 [0301] PCT Appln. WO 03/022421
 [0302] PCT Appln. WO 03/023058
 [0303] PCT Appln. WO 03/029485
 [0304] PCT Appln. WO 03/040410
 [0305] PCT Appln. WO 03/053586
 [0306] PCT Appln. WO 03/066906
 [0307] PCT Appln. WO 03/067217
 [0308] PCT Appln. WO 03/076928
 [0309] PCT Appln. WO 03/087297
 [0310] PCT Appln. WO 03/091426
 [0311] PCT Appln. WO 03/093810
 [0312] PCT Appln. WO 03/100448A1
 [0313] PCT Appln. WO 04/020085
 [0314] PCT Appln. WO 04/027093
 [0315] PCT Appln. WO 09/923,256
 [0316] PCT Appln. WO 09/936,760
 [0317] PCT Appln. WO 93/17126
 [0318] PCT Appln. WO 95/11995
 [0319] PCT Appln. WO 95/21265
 [0320] PCT Appln. WO 95/21944
 [0321] PCT Appln. WO 95/35505
 [0322] PCT Appln. WO 96/30347
 [0323] PCT Appln. WO 96/31622
 [0324] PCT Appln. WO 96/33980
 [0325] PCT Appln. WO 97/10365
 [0326] PCT Appln. WO 97/27317
 [0327] PCT Appln. WO 97/43450
 [0328] PCT Appln. WO 99/35505
 [0329] PCT Appln. WO 01/38580
 [0330] PCT Appln. WO 03/100012
 [0331] Pease et al., *Proc. Natl. Acad. Sci. USA*, 91:5022-5026, 1994.
 [0332] Peeters et al., *Ann. NY Acad. Sci.*, 1148:536-41, 2008.
 [0333] Pike et al., *Epidemiologic Rev.*, 15(1):17-35, 1993.
 [0334] Shoemaker et al., *Nature Genetics*, 14:450-456, 1996.
 [0335] Sims et al. *BMC Medical Genomics*, 1(42):1-14, 2008.
 [0336] Sorlie et al., *Proc. Natl. Acad. Sci. USA*, 98:10869-10874, 2001.
 [0337] Srinivas et al., *Clin. Chem.*, 48(8):1160-9, 2002.
 [0338] UK Appln. 8 803 000
 [0339] Wu et al., *Cancer Res.*, 64:1757-64, 2004.
 [0340] Wu et al., *J. Clin. Invest.*, 114:560-568, 2004.
 [0341] Wu et al., *Mol Endocrinol.*, 2006

SEQUENCE LISTING

<160> NUMBER OF SEQ ID NOS: 49

<210> SEQ ID NO 1

<211> LENGTH: 4794

<212> TYPE: DNA

<213> ORGANISM: Homo sapiens

<220> FEATURE:

<223> OTHER INFORMATION: nuclear receptor subfamily 3, group C, member 1 (NR3C1), glucocorticoid receptor cDNA

<400> SEQUENCE: 1

tttttagaaa aaaaaaatat atttccctcc tgctccttct gcggtcacia getaagttgt 60

ttatctcgcc tgcggcgcca actgcggcag gtggcgggcg agcggtcct ctgccagagt 120

-continued

tgatattcac	tgatggactc	caaagaatca	ttaactcctg	gtagagaaga	aaaccccagc	180
agtgtgcttg	ctcaggagag	gggagatgtg	atggacttct	ataaacacct	aagaggagga	240
gctactgtga	aggtttctgc	gtcttcaccc	tcactggctg	tcgcttctca	atcagactcc	300
aagcagcgaa	gacttttggg	tgattttcca	aaaggctcag	taagcaatgc	gcagcagcca	360
gatctgtcca	aagcagtttc	actctcaatg	ggactgtata	tgggagagac	agaacaaaa	420
gtgatgggaa	atgacctggg	attcccacag	cagggccaaa	tcagccttcc	ctcgggggaa	480
acagacttaa	agcttttggg	agaaagcatt	gcaaacctca	ataggtcgac	cagtgttcca	540
gagaacccca	agagttcagc	atccactgct	gtgtctgctg	ccccacaga	gaaggagttt	600
ccaaaaactc	actctgatgt	atcttcagaa	cagcaacatt	tgaagggcc	gactggcacc	660
aacggtggca	atgtgaaatt	gtataccaca	gaccaaagca	cctttgacat	ttgcaggat	720
ttggagtttt	cttctgggct	cccaggtaaa	gagacgaatg	agagtccttg	gagatcagac	780
ctgttgatag	atgaaaactg	tttgtttct	cctctggcgg	gagaagacga	ttcattcctt	840
ttggaaggaa	actcgaatga	ggactgcaag	cctctcattt	taccggacac	taaaccctaaa	900
attaaggata	atggagatct	ggttttgtca	agccccagta	atgtaacact	gccccaaagt	960
aaaaacagaaa	aagaagattt	catcgaactc	tgcaccctg	gggtaattaa	gcaagagaaa	1020
ctgggcacag	tttactgtca	ggcaagcttt	cctggagcaa	atataatgg	taataaaatg	1080
tctgccattt	ctgttcatgg	tgtgagtacc	tctggaggac	agatgtacca	ctatgacatg	1140
aatacagcat	ccctttctca	acagcaggat	cagaagccta	tttttaatgt	cattccacca	1200
attcccgttg	gttcccga	ttggaatagg	tgccaaggat	ctggagatga	caacttgact	1260
tctctgggga	ctctgaaact	ccctggctga	acagttttt	ctaattggcta	ttcaagcccc	1320
agcatgagac	cagatgtaag	ctctcctcca	tccagctcct	caacagcaac	aacaggacca	1380
cctcccaaac	tctgcctggg	gtgctctgat	gaagcttcag	gatgtcatta	tggagtctta	1440
acttggtgaa	gctgtaaagt	tttcttcaaa	agagcagtgg	aaggacagca	caattacct	1500
tgtgtctgaa	ggaatgattg	catcatcgat	aaaattcgaa	gaaaaaactg	cccagcatgc	1560
cgctatcgaa	aatgtcttca	ggctggaatg	aacctggaag	ctcgaaaaac	aaagaaaaaa	1620
ataaaaggaa	ttcagcaggc	cactacagga	gtctcacaag	aaacctctga	aaatcctggt	1680
aacaaaaaca	tagttctcgc	aacgttacca	caactcacc	ctaccctggt	gtcactgttg	1740
gaggttattg	aacctgaagt	gttatatgca	ggatatgata	gctctgttcc	agactcaact	1800
tggaggatca	tgactacgct	caacatgta	ggagggcggc	aagtgattgc	agcagtgaaa	1860
tgggcaaagg	caataccagg	tttcaggaac	ttacacctgg	atgaccaaat	gacctactg	1920
cagtactcct	ggatgtttct	tatggcattt	gctctggggt	ggagatcata	tagacaatca	1980
agtgcaaac	tgctgtgttt	tgctcctgat	ctgattatta	atgagcagag	aatgactcta	2040
ccctgcatgt	acgaccaatg	taaacacatg	ctgtatgttt	cctctgagtt	acacaggctt	2100
caggatcttt	atgaagagta	tctctgatg	aaaaccttac	tgettctctc	ttcagttcct	2160
aaggacggtc	tgaagagcca	agagctatgt	gatgaaatta	gaatgacct	catcaaagag	2220
ctaggaaaa	ccattgtcaa	gaggaagga	aactccagcc	agaactggca	gcggttttat	2280
caactgacaa	aactcttgga	ttctatgcat	gaagtgggtg	aaaatctcct	taactattgc	2340
ttccaaacat	ttttggataa	gacctgaggt	attgaaattcc	ccgagatggt	agctgaaatc	2400

-continued

atcaccaatc agataccaaa atattcaaat ggaaatatca aaaaacttct gtttcatcaa 2460
aagtgactgc cttaataaga atggttgcct taaagaaagt cgaattaata gcttttattg 2520
tataaactat cagtttgtcc tgtagagggtt ttgttgtttt attttttatt gttttcatct 2580
gttgttttgt tttaaatagc cactacatgt ggtttataga gggccaagac ttggcaacag 2640
aagcagttga gtcgcatca cttttcagtg atgggagagt agatggtgaa atttattagt 2700
taatataatc cagaaattag aaaccttaat atgtggacgt aatctccaca gtcaaagaag 2760
gatggcacct aaaccaccag tgcccaaagt ctgtgtgatg aactttctct tcatactttt 2820
tttcacagtt ggctggatga aattttctag actttctggt ggtgatccc cccccctgta 2880
tagttaggat agcatttttg atttatgcat ggaaacctga aaaaaagttt acaagtgtat 2940
atcagaaaag ggaagttgtg ccttttatag ctattactgt ctggttttaa caatctctt 3000
tatatttagt gaactacgct tgctcatttt ttcttacata attttttatt caagttattg 3060
tacagctggt taagatgggc agctagtctg tagctttccc aaataaaactc taaacattaa 3120
tcaatcatct gtgtgaaaat gggttggtgc ttctaactg atggcactta gctatcagaa 3180
gaccacaaaa attgactcaa atctccagta ttcttgtaa aaaaaaaaa aaaaaagctc 3240
atattttgta tatatctgct tcagtgagga attatatagg ttgtgcaaat taacagtcct 3300
aactggtata gagcacctag tccagtgacc tgctgggtaa actgtggatg atggttgcaa 3360
aagactaatt taaaaataa ctaccaagag gccctgctg tacctaacgc cctatttttg 3420
caatggctat atggcaagaa agctggtaaa ctatttctt ttcaggacct tttgaagtag 3480
tttgataac ttcttaaaag ttgtgattcc agataaccag ctgtaacaca gctgagagac 3540
ttttaatcag acaaaagtaat tcctctcact aaactttacc caaaaactaa atctctaata 3600
tggcaaaaat ggctagacac ccattttcac attcccatct gtcaccaatt ggttaatctt 3660
tcctgatggt acagaaaagc tcagctactg atttttgtga tttagaactg tatgtatgct 3720
agacatccat gtttgtaaaa ctacacatcc ctaatgtgtg ccatagagtt taacacaagt 3780
cctgtgaatt tcttctactg tgaaaattat tttaaacaaa atagaagctg tagtagccct 3840
ttctgtgtgc accttaccaa ctttctgtaa actcaaaact taacatattt actaagccac 3900
aagaaatttg atttctatcc aaggtggcca aattatttgt gtaatagaaa actgaaaatc 3960
taatattaaa aatatggaac ttctaataa tttttatatt tagttatagt ttcagatata 4020
tatcatattg gtattcacta atctgggaag ggaagggcta ctgcagcttt acatgcaatt 4080
tattaaaatg attgtaaaat agcttgata gtgtaaaata agaagattt ttagatgaga 4140
ttgttttate atgacatggt atatatTTTT tgtaggggtc aaagaaatgc tgatggataa 4200
cctatatgat ttatagtttg tacatgcatt catacaggca gcgatggtct cagaaaccaa 4260
acagtttgct ctaggggaag agggagatgg agactggtcc tgtgtgcagt gaaggttgct 4320
gaggctctga cccagtgaga ttacagagga agttatctc tgctcccat tctgaccacc 4380
cttctcattc caacagttag tctgtcagcg caggtttagt ttactcaatc tccccttga 4440
ctaaagtatg taaagtatgt aaacaggaga caggaaggtg gtgcttacat ccttaaagge 4500
accatcta at agcgggttac tttcacatag agccctcccc cagcagttga atgacaacag 4560
aagcttcaga agtttgcaa tagtttgc at agaggtaacca gcaatatgta aatagtgacg 4620
aatctcatag gttgccaata atacactaat tcctttctat cctacaacaa gagtttattt 4680

-continued

 ccaataaaaa tgaggacatg tttttgtttt ctttgaatgc tttttgaatg ttatttgta 4740

ttttcagtat ttggagaaa ttatttaata aaaaaaacia tcatttgctt ttg 4794

<210> SEQ ID NO 2

<211> LENGTH: 6300

<212> TYPE: DNA

<213> ORGANISM: Homo sapiens

<220> FEATURE:

 <223> OTHER INFORMATION: nuclear receptor subfamily 3, group A, member
 1, transcript variant 4 (NR3A1), estrogen receptor
 (ESR1, ER, ESR, ESRA, ESTRR) cDNA (partial)

<400> SEQUENCE: 2

aggagctggc ggaggcggtt cgctctggga ctgcacttgc tcccgctggg tcgcccgggt 60

tcaccggacc cgcaggctcc cggggcaggg ccggggccag agctcgcgtg tcggcgggac 120

atgctgctgc tcgctcttaa cctcgggctg tgctcttttt ccagggtggc cgcctgtttc 180

tgagccttct gcctcggggg gacacggtct gcaccctgcc cgcggccacg gaccatgacc 240

atgaccctcc acaccaaagc atctgggatg gccctactgc atcagatcca agggaacgag 300

ctggagcccc tgaaccgtcc gcagctcaag atccccctgg agcggcccct gggcggaggtg 360

tacctggaca gcagcaagcc cgcctgttac aactaccctg agggcgccgc ctacgagttc 420

aacgcccggg ccgcccaca cgcgcaggtc tacggtcaga ccggcctccc ctacggcccc 480

gggtctgagg ctgcccgttt cggctccaac ggcctggggg gtttcccccc actcaacagc 540

gtgtctccga gcccctgat gctactgca cgcgcggcgc agctgtgccc tttcctgcag 600

ccccacggcc agcagggtcc ctactacctg gagaacgagc ccagcggcta cacggtgccc 660

gaggccggcc cgcggcatt ctacaggcca aattcagata atcagcgcga ggggtggcaga 720

gaaagattgg ccagtaacca tgacaaggga agtatggcta tggaaatctg caaggagact 780

cgctactgtg cagtgtgcaa tgactatgct tcaggctacc attatggagt ctggtcctgt 840

gagggtgca aggccttctt caagagaagt attcaaggac ataacgacta tatgtgtcca 900

gccaccaacc agtgaccat tgataaaaac aggaggaaga gctgccaggc ctgccggctc 960

cgcaaatgct acgaagtggg aatgatgaaa ggtgggatac gaaaagaccg aaggaggagg 1020

agaatgttga aacacaagcg ccagagagat gatggggagg gcagggggtga agtggggctt 1080

gctggagaca tgagagctgc caacctttgg ccaagcccgc tcattgatcaa acgctctaag 1140

aagaacagcc tggccttgtc cctgacggcc gaccagatgg tcagtgcctt gttggatgct 1200

gagcccccca tactctatcc cgagtatgat cctaccagac ccttcagtga agcttcgatg 1260

atgggcttac tgaccaacct ggcagacagg gagctggttc acatgatcaa ctgggcgaag 1320

agggtgccag gctttgtgga tttgaccctc catgatcagg tccacctctt agaatgtgcc 1380

tggttagaga tcctgatgat tggctctgct tggcgctcca tggagacccc agggaagcta 1440

ctgtttgctc ctaacttget cttggacagg aaccagggaa aatgtgtaga gggcatgggtg 1500

gagatcttcg acatgctgct ggctacatca tctcgggtcc gcatgatgaa tctgcaggga 1560

gaggagtttg tgtgcctcaa atctattatt ttgcttaatt ctggagtgta cacatttctg 1620

tccagacccc tgaagtctct ggaagagaag gaccatatcc accgagtcct ggacaagatc 1680

acagacactt tgatccacct gatggccaag gcaggcctga ccctgcagca gcagcaccag 1740

cggctggccc agctcctcct catcctctcc cacatcaggg acatgagtaa caaaggcatg 1800

-continued

gagcatctgt acagcatgaa gtgcaagaac gtggtgcccc tctatgacct gctgctggag	1860
atgctggacg cccaccgcct acatgcgccc actagccgtg gaggggcatc cgtggaggag	1920
acggaccaaa gccacttggc cactgcgggc tctacttcat cgcattcctt gcaaaagtat	1980
tacatcacgg gggaggcaga gggtttccct gccacggtct gagagctccc tggtccccc	2040
acggttcaga taatccctgc tgcattttac cctcatcatg caccacttta gccaaaattct	2100
gtctcctgca tacactccgg catgcatcca acaccaatgg ctttctagat gagtggccat	2160
tcatttgctt gctcagttct tagtggcaca tcttctgtct tctgttggga acagccaaag	2220
ggattccaag gctaaatctt tgtaacagct ctctttcccc cttgctatgt tactaagcgt	2280
gaggattccc gtagctcttc acagctgaac tcagtctatg ggttggggct cagataactc	2340
tgtgcattta agctacttgt agagaccag gcctggagag tagacatttt gcctctgata	2400
agcacttttt aatggctctc aagaataagc cacagcaaag aatttaaagt ggctccttta	2460
attggtgact tggagaaagc taggtcaagg gtttattata gcaccctctt gtattcctat	2520
ggcaatgcat ccttttatga aagtgttaca ccttaaagct tttatatgac tntagcagag	2580
tatctggtga ttgtcaatlc attcccccta taggaataca aggggcacac agggaaggca	2640
gatccccctag ttggcaagac tattttaact tgatacactg cagattcaga tgtgctgaaa	2700
gctctgcttc tggtcttccg gtcctgggtt ccagttaatt catgcctccc atggacctat	2760
ggagagcagc aagttgatct tagttaagtc tocctatatg agggataagt tcctgatttt	2820
tgtttttatt tttgtgttac aaaagaaagc cctccctccc tgaacttga gtaaggctcag	2880
cttcaggacc tgttccagtg ggcactgtac ttggatcttc ccggcgtgtg tgtgccttac	2940
acaggggtga actgttcact gtggtgatgc atgatgaggg taaatggtag ttgaaaggag	3000
caggggcccc ggtgttgcac ttagccctgg ggcatggagc tgaacagtac ttgtgcagga	3060
ttgttgtggc tactagagaa caagagggaa agtagggcag aaactggata cagttctgag	3120
gcacagccag acttgcctag ggtggccccg ccacagctg cagctacctt ggaacattcc	3180
ttgcagaccc cgcattgccc tttgggggtg cctctgggac cctggggtag tccagctctt	3240
cttcatttcc cagcgtggcc ctggttgtaa gaagcagctg tcacagctgc tntagacagc	3300
tgtgttccta caattggccc agcacccctgg ggcacgggag aaggggtggg accgttgctg	3360
tcactactca ggctgactgg ggcctggcca gattacgtat gcccttgggt gtttagagat	3420
aatccaaaat cagggtttgg tttggggaag aaaatcctcc cccttccctcc cccgccccgt	3480
tcctaccgc ctccactcct gccagctcat ttccttcaat ttcctttgac ctataggcta	3540
aaaaagaaag gctcattcca gccacagggc agccttccct gggcctttgc ttctctagca	3600
caattatggg ttacttcctt tttcttaaca aaaaagaatg tttgatttcc tctgggtgac	3660
cttattgtct gtaattgaaa ccctattgag aggtgatgtc tgtgttagcc aatgacccag	3720
gtgagctgct cgggcttctc ttggtatgtc ttgtttgtaa aagtggatth cattcatttc	3780
tgattgtcca gtttaagtgat caccaaagga ctgagaatct gggagggcaa aaaaaaaaaa	3840
aaagttttta tgtgcactta aatttgggga caattttatg tatctgtgtt aaggatatgt	3900
ttaagaacat aattcttttg ttgctgtttg ttaagaagc accttagttt gtttaagaag	3960
caccttatat agtataatat atattttttt gaaattacat tgcttgttta tcagacaatt	4020
gaatgtagta attctgttct ggatttaatt tgactgggtt aacatgcaaa aaccaaggaa	4080

-continued

aaatatttag	ttttttttt	tttttttgta	tacttttcaa	gctaccttgt	catgtataca	4140
gtcatttatg	cctaaagcct	ggtgattatt	catttaaag	aagatcacat	ttcatatcaa	4200
cttttgatc	cacagtagac	aaaatagcac	taatccagat	gcctattggt	ggatactgaa	4260
tgacagacaa	tcttatgtag	caaagattat	gctgaaaag	gaaaattatt	cagggcagct	4320
aattttgctt	ttacaaaaat	atcagtagta	atatttttgg	acagtagcta	atgggtcagt	4380
gggttctttt	taatgtttat	acttagattt	tcttttaaaa	aaattaaaaat	aaaacaaaaa	4440
aaaatttcta	ggactagacg	atgtaatacc	agctaaagcc	aaacaattat	acagtggaag	4500
gttttacatt	attcatccaa	tgtgtttcta	ttcatgttaa	gatactacta	catttgaagt	4560
gggcagagaa	catcagatga	ttgaaatggt	cgcccagggg	tctccagcaa	ctttggaat	4620
ctctttgat	tttacttga	agtgccacta	atggacagca	gatattttct	ggctgatggt	4680
ggtattgggt	gtaggaacat	gatttaaaaa	aaaactcttg	cctctgcttt	ccccactct	4740
gaggcaagt	aaaatgtaaa	agatgtgatt	tatctggggg	gctcaggtat	ggtggggaag	4800
tggattcagg	aatctgggga	atggcaaata	tattaagaag	agtattgaaa	gtatttgag	4860
gaaaatgggt	aattctgggt	gtgcaccagg	gttcagtaga	gtccacttct	gcctggaga	4920
ccacaaatca	actagctcca	tttacagcca	tttctaaaat	ggcagcttca	gttctagaga	4980
agaaagaaca	acatcagcag	taaagtccat	ggaatagcta	gtggtctgtg	tttctttctg	5040
ccattgccta	gcttgccgta	atgattctat	aatgccatca	tcagcaatt	atgagaggct	5100
aggctatcca	aagagaagac	cctatcaatg	taggttgcaa	aatctaacc	ctaagggaag	5160
gcagtctttg	atttgatttc	cctagtaacc	ttgcagatat	gtttaaccaa	gccatagccc	5220
atgcctttg	agggctgaac	aaataaggga	cttactgata	atttactttt	gatcacatta	5280
aggtgttctc	accttgaaat	cttatacact	gaaatggcca	ttgatttagg	ccactggctt	5340
agagtactcc	ttcccctgca	tgacactgat	tacaaatact	ttcctattca	tactttccaa	5400
ttatgagatg	gactgtgggt	actgggagtg	atcactaaca	ccatagtaat	gtctaatt	5460
cacaggcaga	tctgctggg	gaagctagtt	atgtgaaagg	caaatagagt	catcacagtag	5520
ctcaaaaggc	aaccataaatt	ctctttgggt	caggtcttgg	gagcgtgatc	tagattacac	5580
tgaccattc	ccaagttaat	cccctgaaaa	cttactctca	actggagcaa	atgaactttg	5640
gtcccaaata	tccatctttt	cagtagcgtt	aattatgctc	tgtttccaac	tgcatttctt	5700
ttccaattga	attaaagtgt	ggcctcggtt	ttagtcattt	aaaattggtt	tctaagtaat	5760
tgetgctct	attatggcac	ttcaattttg	cactgtcttt	tgagattcaa	gaaaaatttc	5820
tattcttttt	tttgcattca	attgtgcctg	aacttttaaa	atatgtaaat	gctgccatgt	5880
tccaaaacca	tcgtcagtg	gtgtgtttag	agctgtgcac	cctagaacaa	acatattgtc	5940
ccatgagcag	gtgcctgaga	cacagacccc	tttgattca	cagagaggtc	attggttata	6000
gagacttgaa	ttaataagtg	acattatgcc	agtttctggt	ctctcacagg	tgataaacia	6060
tgetttttgt	gcactacata	ctcttcagtg	tagagctctt	gttttatggg	aaaaggctca	6120
aatgccaaat	tgtgtttgat	ggattaatat	gcccttttgc	cgatgcatac	tattactgat	6180
gtgactcgg	tttgcgcag	ctttgctttg	tttaatgaaa	cacacttgta	aacctctttt	6240
gcactttgaa	aaagaatcca	gcgggatgct	cgagcacctg	taaacaattt	tctcaacctca	6300

-continued

```

<211> LENGTH: 4107
<212> TYPE: DNA
<213> ORGANISM: Homo sapiens
<220> FEATURE:
<223> OTHER INFORMATION: MCL1 glucocorticoid receptor-responsive gene

<400> SEQUENCE: 3
gcgcaaccct cgggaagctg cggccccttt ccccttttat gggaataactt tttttaaaaa    60
aaaagagttc gctggcgcca ccccgtagga ctggccgccc taaaaccgtg ataaaggagc    120
tgctcgccac ttctcacttc cgcttctctc cagtaaggag tcggggtctt ccccagtttt    180
ctcagccagg cggcgcgccg gactggcaat gtttggcctc aaaagaaacg cggtaatcgg    240
actcaacctc tactgtgggg gggccggctt gggggccggc agcggcgggc ccaccgcccc    300
gggagggcga cttttggcta cggagaagga ggctcggcc cggcgagaga tagggggagg    360
ggagggcggc gcggtgattg gcggaagcgc cggcgcaagc cccccgtcca ccctcacgcc    420
agactcccgagggtgcgc ggccgccc cattggcgcc gaggtccccg acgtcacccg    480
gacccccgagggctgttt tcttcgccc caccgcccgc gcggcgccc ttgaggagat    540
ggaagccccg ccgctgacg ccatcatgtc gcccaagag gagctggacg ggtacgagcc    600
ggagcctctc ggaagcggc cggtgtctc gccgctctg gagttggtcg ggaatctgg    660
taataacacc agtacggacg ggtcactacc ctcgacgccc cggccagcag aggaggagga    720
ggacgagttg taccgagcgt cgctggagat tatctctcgg taccttcggg agcaggccac    780
cggcgccaag gacacaaagc caatgggcag gtctggggcc accagcagga aggcgctgga    840
gaccttacga cgggttgggg atggcgtgca gcgcaaccac gagacggcct tccaaggcat    900
gcttcggaaa ctggacatca aaaacgaaga cgatgtgaaa tcgttgtctc gagtgatgat    960
ccatgttttc agcagcggcg taacaaactg gggcaggatt gtgactctca tttcttttgg    1020
tgcccttgtg gctaaacct tgaagaccat aaaccaagaa agctgcatcg aaccattagc    1080
agaaagtatc acagacgttc tcgtaaggac aaaacgggac tggctagtta acaaaaggag    1140
ctgggatggg tttgtggagt tcttccatgt agaggaccta gaaggtggca tcaggaatgt    1200
gctgctggct tttgcaggtg ttgctggagt aggagctggt ttggcatatc taataagata    1260
gccttactgt aagtgcataa gttgactttt aaccaaccac caccaccacc aaaaccagtt    1320
tatgcagttg gactccaagc tgtaacttcc tagagttgca ccctagcaac ctagccagaa    1380
aagcaagtgg caagaggatt atggctaaca agaataaata catgggaaga gtgctcccca    1440
ttgattgaag agtcaactgc tgaaagaagc aaagttcagt ttcagcaaca acaaaacttt    1500
gtttgggaag ctatggagga ggacttttag atttagttaa gatggtaggg tggaaagact    1560
taatttcctt gttgagaaca gaaagtggc cagtagccag gcaagtcata gaattgatta    1620
cccgcgaat tcattaatth actgtagtgt taagagaagc actaagaatg ccagtgacct    1680
gtgtaaaagt tacaagtaat agaactatga ctgtaagcct cagtactgta caaggggaagc    1740
ttttctctc tctaattagc tttcccagta tacttcttag aaagtccaag tgttcaggac    1800
ttttatacct gttatacttt ggcttggttt ccatgattct tactttatta gcctagttta    1860
tcaccaataa tacttgacgg aaggctcagt aattagttat gaatatggat atcctcaatt    1920
cttaagacag cttgtaaatg tatttgtaaa aattgtatat atttttacag aaagtctatt    1980
tctttgaaac gaaggaagta tcgaatthac attagttttt ttcataacct tttgaacttt    2040

```

-continued

```

gcaacttccg taattaggaa cctgtttcct acagcttttc tatgctaaac tttgttctgt 2100
tcagttctag agtgatata gaacgaattg atgtgtaact gtatgcagac tggttgtagt 2160
ggaacaaate tgataactat gcaggtttaa attttcttat ctgattttgg taagtattcc 2220
ttagataggt ttttctttga aaacctggga ttgagaggtt gatgaatgga aattctttca 2280
cttcattata tgcaagtttt caataattag gtctaagtgg agttttaagg ttactgatga 2340
cttacaata atgggctctg attgggcaat actcatttga gttccttoca tttgacctaa 2400
ttaaactggg gaaatttaaa gtgaattcat gggctcatct ttaaagcttt tactaaaaga 2460
ttttcagctg aatggaacte attagctgtg tgcataataa aagatcacat cagggtggatg 2520
gagagacatt tgatcccttg tttgcttaat aaattataaa atgatggctt ggaaaagcag 2580
gctagtctaa ccatgggtgct attattaggc ttgcttgta cacacacagg tctaagccta 2640
gtatgtcaat aaagcaata cttactgttt tgtttctatt aatgattccc aaaccttgtt 2700
gcaagttttt gcattggcat ctttggattt cagtcttgat gtttgttcta tcagacttaa 2760
ccttttattt cctgtccttc cttgaaattg ctgattgttc tgctccctct acagatattt 2820
atatcaattc ctacagcttt cccctgccat cctgaaactc tttctagccc ttttagattt 2880
tggcactgtg aaacctctgc tggaaacctg agtgacctc cctccccacc aagagtccac 2940
agacctttca tctttcacga acttgatcct gttagcaggt ggaataacca tgggtgctgt 3000
gacactaaca gtcattgaga ggtgggagga agtccctttt ccttgactg gtatcttttc 3060
aactattgtt ttatcctgtc tttgggggca atgtgtcaaa agtccctca ggaattttca 3120
gaggaaagaa cattttatga ggctttctct aaagtctcct ttgtatagga gtatgctcac 3180
ttaaatttac agaaagaggt gagctgtgtt aaacctcaga gtttaaaagc tactgataaa 3240
ctgaagaag tgtctatatt ggaactaggg tcatttgaaa gcttcagtct cggaacatga 3300
cctttagtct gtggactcca tttaaaataa ggtatgaata agatgactaa gaatgtaatg 3360
gggaagaact gccctgcctg cccatctcag agccataagg tcactcttgc tagagctatt 3420
tttacctatg tatttatcgt tcttgatcat aagccgctta tttatatcat gtatctctaa 3480
ggacctaaaa gcactttatg tagtttttaa ttaatctta gatctgggta cggtaactaa 3540
aaaagcctgt ctgccaaatc cagtggaaac aagtgcatag atgtgaattg gtttttaggg 3600
gccccacttc ccaattcatt aggtatgact gtggaaatac agacaaggat cttagtgtgat 3660
atthtgggct tggggcagtg agggcttagg acaccccaag tggtttggga aaggaggagg 3720
ggagtggggt gtttataggg ggaggaggag gcagggtggtc taagtgtgta ctggctacgt 3780
agttcgggca aatcctccaa aagggaaaag gaggatttgc ttagaaggat ggcgctccca 3840
gtgactactt tttgacttct gtttgtctta cgcttctctc agggaaaaac atgcagtcct 3900
ctagtgtttc atgtacatc tgtggggggt gaacaccttg gttctgggta aacagctgta 3960
cttttagatg ctgtgccagg aagggttagg accaactaca aattaatggt ggttgcataa 4020
tgtagtgtgt ttccctaact ttctgttttt cctgagaaaa aaaaataaat cttttattca 4080
aatacagggg aaaaaaaaaa aaaaaaa 4107

```

<210> SEQ ID NO 4

<211> LENGTH: 1126

<212> TYPE: DNA

<213> ORGANISM: Homo sapiens

<220> FEATURE:

-continued

<223> OTHER INFORMATION: SAP30 glucocorticoid receptor-responsive gene

<400> SEQUENCE: 4

```

tccccatgtg acagtgagcg gggccccgc tccaggagac gctcagagtct gcgtccccgc   60
cctcagcaact gtccactggt tcggtgccag cagagaccag caggccccggg acagttggtg   120
tttgcccgty ccgctgtcta acttggtgtg cagagtgaat tgccgctgcc ggagcggaga   180
gaggcgggagc ggccaggaga gaggggattt ctgtcagcgc cggcctcggg agctcggaga   240
catgaacggc ttcacgcctg acgagatgag ccgcggcggg gatgcggccg ccgcagtggc   300
cgcagtggtc gctgcgccg cgcgcccgcc ctcggcgggg aacgggaccg gcgcgggcac   360
cggggctgag gtgccggg cggggggcgt ctcagcggct gggcccccg ggcggcgcg   420
gccgggcccc gggaactgt gctgcctgcy ggaggatggt gagcggtgcy gccgggccc   480
aggcaacgcc agcttcagca agaggatcca gaagagcatc tcccagaaga aggtgaagat   540
cgagctggat aagagcgcaa ggcattctta catatgtgat taccataaaa acttaattca   600
gagtgttcga aacagaagaa agagaaaagg gagtgatgat gatggaggtg attcacctgt   660
tcaagatatt gataccacc aggttgattt ataccaatta caagtaaata cacttaggag   720
atacaaaaga cacttcaagc taccaaccag accaggactt aataaagcac aacttggtga   780
gatagttggt tgccacttta ggtctattcc agtgaatgaa aaagacacct taacatattt   840
catctactca gtgaagaatg acaagaacaa atcagatctc aaggttgata gtggtgttca   900
ctaggagacy tggaattgag actaataact tggatgtaaa cactgtttac tgttttttca   960
catgtagaaa tgttctttgt gtattttttc tacagaggat tttctctgat tttattttct  1020
ttgtttctga ctctaataat tagttggaag ctcataataa atgagctttc ctaaattaaa  1080
tctattttaa ataaagggtta ttactattaa aaaaaaaaaa aaaaaa  1126

```

<210> SEQ ID NO 5

<211> LENGTH: 2040

<212> TYPE: DNA

<213> ORGANISM: Homo sapiens

<220> FEATURE:

<223> OTHER INFORMATION: DUSP1 glucocorticoid receptor-responsive gene

<400> SEQUENCE: 5

```

tcgctgcgaa ggacatttgg gctgtgtgtg cgacgcgggt cggaggggca gtcgggggaa   60
ccgcaagaa gccgaggagc ccggagcccc gcgtgacgct cctctctcag tccaaaagcg   120
gcttttgggt cggcgagagc agaccggggg gtctagcttt tcctcgaaaa gcgccgccct   180
gcccttggcc ccgagaacag acaaagagca ccgcagggcc gatcacgctg gggggcgtga   240
ggccggccat ggtcatggaa gtgggcaccc tggacgctgg aggcctcggg gcgctgctgg   300
gggagcagc gcgcgaatgc ctgctgctgg actgcgcctc cttcttcgct tcaaacgccg   360
gccacatcgc cggctctgct aacgtgctgt tcagcaccat cgtgcggcgc cgggccaagg   420
gcgccatggg cctggagcac atcgtgccca acgcccagct ccgcggccgc ctgctggccg   480
gcgctacca cgcctggtg ttgctggacy agcgcagcgc cgcctggac ggcgccaagc   540
gcgacggcac cctggccctg gcggccggcg cgctctgccc cgaggcgcgc gccgcgcaag   600
tcttctcct caaaggagga tacgaagcgt tttcggcttc ctgcccggag ctgtgcagca   660
aacagtcgac ccccatgggg ctcagccttc ccctgagtac tagcgtccct gacagcggg   720

```

-continued

```

aatctgggtg cagttcctgc agtaccaccac tctacgatca gggtaggccc gtggaaatcc 780
tgccctttct gtacctgggc agtgcgtatc acgcttcccg caaggacatg ctggatgcct 840
tgggcatcac tgccctgata aacgtctcag ccaattgtcc caaccatfff gagggtaact 900
accagtacaa gagcatccct gtggaggaca accacaaggc agacatcagc tcttggttca 960
acgaggccat tgacttcata gactccatca agaattgctgg aggaaggggtg tttgtccact 1020
gccaggcagg catttcccgg tcagccacca tctgcttgc ttacctatg aggactaatc 1080
gagtcaagct ggacgaggcc tttgagtttg tgaagcagag gcgaagcadc atctctccca 1140
acttcagctt catgggccag ctgctgcagt ttgagtccca ggtgctggct ccgcaactgt 1200
cggcagaggc tgggagcccc gccatggctg tgctcgaccg aggcaacctc accaccaccg 1260
tgttcaactt ccccgctctc atccctgtcc actccacgaa cagtgcgctg agctaccttc 1320
agagccccat tacgacctct cccagctgct gaaaaggccac gggaggtgag gctcttcaca 1380
tcccattggg actccatgct ccttgagagg agaaatgcaa taactctggg aggggctcga 1440
gagggctggt ccttatttat ttaacttcac ccgagttcct ctgggtttct aagcagttat 1500
ggtgatgact tagcgtcaag acatttgctg aactcagcac attcgggacc aatataatg 1560
gggtacatca agtccatctg acaaaatggg gcagaagaga aaggactcag tgtgtgatcc 1620
ggtttctttt tgctcgcgcc tgtttttgtg agaattctct catgcttgac ataactacca 1680
gtattattcc cgacgacaca tatacatatg agaataatcc ttatttattt ttgtgtaggt 1740
gtctgccttc acaaatgtca ttgtctactc ctagaagaac caaatacttc aatttttgtt 1800
tttgagtact gtactatcct gtaaataat cttaagcagg tttgttttca gcaactgatg 1860
aaaaataccag tgttgggttt ttttttagtt gccaacagtt gatgtttgc tgattattta 1920
tgactgaaa taataatatt cttcttctaa gaagacattt tgttacataa ggatgacttt 1980
tttatacaat ggaataaatt atggcatttc tattgaaatt tcaaaaaaaaa aaaaaaaaaa 2040

```

<210> SEQ ID NO 6

<211> LENGTH: 3208

<212> TYPE: DNA

<213> ORGANISM: Homo sapiens

<220> FEATURE:

<223> OTHER INFORMATION: SGK1 glucocorticoid receptor-responsive gene

<400> SEQUENCE: 6

```

agatattcat gaaccgttgc ttcttcacgc ctgccttct cgtccctct gcctttctgg 60
cgtgttctc cctccctccc tctggcttct gctctttctt actcctctc tcagctgctt 120
aactacagct cccactggaa cttgcacaat caaaaacaac tctcctctct caagccgct 180
ccaggagcgc atcacctgga gaagagcgc tcgctccccg cggcggcgc ggaagagcag 240
ccaggtagct gggggcgggg aggcgtaccc ttctcccgt cggtaagagc cacagcatct 300
ccccggagat tggcgtatc ccaccgtccg gccccagggt tcctgcagcg gtgatgcata 360
tgtttcggag caatgatgga aggagaaaaag ccgctgtcgg tggcaactga aagtggggag 420
aggttgctgc agtagctggt gctgcagaat gcgagagtga agaactgagc cccgctagat 480
tctccatccc gctcagctct cattaactgt ctgcaggagg taaaccgggg aaacagatat 540
gcactaacca ggcgggtgcc aacctggatc tataactgtg aattccccac ggtggaatat 600
ggtaaacaaa gacatgaatg gattcccagt caagaaatgc tcagccttcc aattttttaa 660

```

-continued

gaagcgggta cgaaggtgga tcaagagccc aatggtcagt gtggacaagc atcagagtcc	720
cagcctgaag tacaccggct cctccatggt gcacatccct ccaggggagc cagacttcga	780
gtcttccttg tgtcaaacat gcctgggtga acatgctttc caaagagggg ttctccctca	840
ggagaacgag tcatgttcat gggaaactca atctgggtgt gaagtgagag agccatgtaa	900
tcatgccaac atcctgacca agcccgatcc aagaaccttc tggactaatg atgatccagc	960
tttcatgaag cagagggagga tgggtctgaa cgactttatt cagaagattg ccaataactc	1020
ctatgcatgc aaacaccctg aagttcagtc catcttgaag atctcccaac ctcaggagcc	1080
tgagcttatg aatgcccaacc cttctcctcc accaagtect tctcagcaaa tcaaccttgg	1140
cccgctgccc aatcctcatg ctaaaccatc tgactttcac ttcttgaaag tgatcggaaa	1200
gggcagtttt gaaaggttc ttctagcaag acacaaggca gaagaagtgt tctatgcagt	1260
caaagtttta cagaagaaag caatcctgaa aaagaagag gagaagcata ttatgtcgga	1320
gcggaatggt ctggtgaaga atgtgaagca cccttctctg gtgggcttc acttctcttt	1380
ccagactgct gacaaattgt actttgtcct agactacatt aatggtgag agttgttcta	1440
ccatctccag agggaacgct gcttctgga accacgggct cgtttctatg ctgctgaaat	1500
agccagtgcc ttgggetacc tgcattcact gaacatcgtt tatagagact taaaaccaga	1560
gaatattttg ctagattcac agggacacat tgtccttact gacttcggac tctgcaagga	1620
gaacattgaa cacaacagca caacatccac cttctgtggc acgccggagt atctcgcacc	1680
tgaggtgctt cataagcagc cttatgacag gactgtggac tgggtgtgcc tgggagctgt	1740
cttgatgag atgctgtatg gcctgccgcc tttttatagc cgaaacacag ctgaaatgta	1800
cgacaacatt ctgaacaagc ctctccagct gaaaccaaatt attacaaatt ccgcaagaca	1860
cctcctggag ggctcctgc agaaggacag gacaaagcgg ctccggggcca aggatgactt	1920
catggagatt aagagtcagc tcttctctc ctttaattaac tgggatgatc tcattaataa	1980
gaagattact cccccctta acccaaatgt gagtgggccc aacgacctac ggcactttga	2040
ccccgagtt accgaagagc ctgtcccaaa ctccattggc aagtcccctg acagcgtcct	2100
cgtcacagcc agcgtcaagg aagctgccga ggctttccta ggcttttct atgcccctcc	2160
caaggactct ttcctctgaa ccctgttagg gcttggtttt aaaggatttt atgtgtggtt	2220
ccgaatggtt tagttagcct tttggtggag ccgccagctg acaggacatc ttacaagaga	2280
atgtgcacat ctctggaagc ttagcaatct tattgcacac tgttcgctgg aagctttttg	2340
aagagcacat tctcctcagt gagctcatga ggttttcatt tttattcttc cttccaacgt	2400
gggtctatct ctgaaacgag cgttagagtg ccgccttaga cggaggcagg agtttcgtta	2460
gaaagcggac gctgttctaa aaaaggtctc ctgcagatct gtctgggctg tgatgacgaa	2520
tattatgaaa tgtgcctttt ctgaagagat tgtgttagct ccaaagcttt tcctatcgca	2580
gtgtttcagt tctttatfff ccctgtgga tatgctgtgt gaaccgctgt gtgagtgtgg	2640
tatgcctgat cacagatgga ttttgttata agcatcaatg tgacacttgc aggacactac	2700
aacgtgggac attgtttggt tcttccatat ttggaagata aatttatgtg tagacttttt	2760
tgtaagatac ggtaataac taaaatttat tgaaatggtc ttgcaatgac tcgtattcag	2820
atgcttaaaag aaagcattgc tgctacaaat atttctatft ttgaaaggg tttttatgga	2880
ccaatgcccc agttgtcagt cagagccggtt ggtgtttttc attgtttaa atgtcacctg	2940

-continued

taaaatgggc attatttatg tttttttttt tgcattcctg ataattgtat gtattgtata	3000
aagaacgtct gtacattggg ttataacact agtatattta aacttacagg cttatttgta	3060
atgtaaacca ccattttaat gtactgtaat taacatggtt ataatacga caatccttc	3120
ctcatcccat cacacaactt tttttgtgtg tgataaactg attttggttt gcaataaaac	3180
cttgaaaaat atttcatat aaaaaaaaa	3208

<210> SEQ ID NO 7

<211> LENGTH: 5758

<212> TYPE: DNA

<213> ORGANISM: Homo sapiens

<220> FEATURE:

<223> OTHER INFORMATION: SMARCA2 glucocorticoid receptor-responsive gene

<400> SEQUENCE: 7

ttctgtact ctgggtgact cagagagga agagattcag ccagcacact cctcgcgagc	60
aagcattact ctactgactg gcagagacag gagaggtaga tgtccacgcc cacagaccct	120
ggtgcatgac cccaccacag gcctctgcgg gggcctgggc cttcccctgg gccaatctt	180
gggcctagtc caggaccagg accatcccga ggttccgtcc acagcatgat ggggccaagt	240
cctggacctc caagtgtctc ccacctatg ccgacgatgg ggtccacaga ctccccacag	300
gaaggcatgc atcaaatgca taagccatc gatggtatac atgacaagg gattgtagaa	360
gacatccatt gtggatccat gaaggcact ggtatgcgac cacctcacc aggcattggc	420
cctcccaga gtccaatgga tcaacacagc caaggttata tgtcaccaca cccatctcca	480
ttaggagccc cagagcacgt ctccagcct atgtctggag gaggcccac tccacctcag	540
atgccaccaa gccagccggg gccctcacc ccaggatgac cgcaggccat gagccagccc	600
aacagaggtc cctcaccttt cagtctgtc cagctgcac agcttcgagc tcagatttta	660
gcttataaaa tgctggccc aggccagccc ctcccgaaa cgctgcagct tgcagtccag	720
gggaaaagga cgttgctctg cttgcagcaa caacagcagc agcaacagca gcagcagcag	780
cagcagcagc agcagcagca gcagcaacag cagccgcagc agcagccgcc gcaaccacag	840
acgcagcaac aacagcagcc gcccttgtt aactacaaca gaccatctgg cccggggccc	900
gagctgagcg gcccgagcac cccgcagaag ctgccgtgac ccgcgcccgg cggcccggcc	960
tcgcccgcgc ccccgcagc cgcgcagccg cccgcggccc cagtgcgccg gccctcagtg	1020
ccgcagccgg ccccggggca gccctcggcc gtcctccagc tgcagcagaa gcagagccgc	1080
atcagcccca tccagaaacc gcaaggcctg gaccccgtag aaattctgca agagcgggaa	1140
tacagacttc aggcccgcat agctcatagg atacaagaac tggaaaatct gcttggtctt	1200
ttgccaccag atttaagaac caaagcaacc gtggaactaa aagcacttcg gttactcaat	1260
ttccagcgtc agctgagaca ggaggtggtg gcctgcatgc gcagggacac gaccctggag	1320
acggctctca actccaaagc atacaaacgg agcaagcggc agactctgag agaagctcgc	1380
atgaccgaga agctggagaa gcagcagaag attgagcagg agaggaaacg ccgtcagaaa	1440
caccaggaat acctgaacag tattttgcaa catgcaaaag attttaagga atatcatcgg	1500
tctgtggccc gaaagatcca gaagctctcc aaagcagtgg caacttggca tgccaacact	1560
gaaagagagc agaagaagga gacagagcgg attgaaaagg agagaatgag gcgactgatg	1620
gctgaagatg aggaggggta tagaaaactg attgatcaaa agaaaagacag gcgttttagct	1680

-continued

taccttttgc agcagaccga tgagtatgta gccaatctga ccaatctggt ttgggagcac	1740
aagcaagccc aggcagccaa agagaagaag aagaggagga ggaggaagaa gaaggctgag	1800
gagaatgcag aggggtggga gtctgccctg ggaccggatg gagagccat agatgagagc	1860
agccagatga gtgacctccc tgtcaaagtg actcacacag aaaccggcaa ggttctgttc	1920
ggaccagaag caccCAAAGC aagtcagctg gacgcctggc tggaaatgaa tcctggttat	1980
gaagttgccc ctagatctga cagtgaagag agtgattctg attatgagga agaggatgag	2040
gaagaagagt ccagtaggca ggaaaccgaa gagaaaatac tcctggatcc aaatagcgaa	2100
gaagtttctg agaaggatgc taagcagatc attgagacag ctaagcaaga cgtggatgat	2160
gaatacagca tgcagtacag tgccaggggc tcccagtect actacaccgt ggctcatgcc	2220
atctcggaga ggggtggaga acagctctgcc ctccataata atgggacct aaagcattac	2280
cagctccagg gcttggaatg gatggtttcc ctgtataata acaacttga cggaatctta	2340
gccgatgaaa tggggtcttg aaagaccata cagaccattg cactcatcac ttatctgatg	2400
gagcacaaaa gactcaatgg cccctatctc atcattgttc cccttctgac tctatctaac	2460
tgacatgatg aatttgacaa atgggctcct tctgtggtga agatttetta caagggtact	2520
cctgccatgc gtcgctcctt tgteccccag ctacggagtg gcaaatcaa tgtcctcttg	2580
actacttatg agtatattat aaaagacaag cacattcttg caaagattcg gtggaaatac	2640
atgatagtgg acgaaggcca ccgaatgaag aatcaccact gcaagctgac tcaggtcttg	2700
aacactcact atgtggcccc cagaaggatc ctcttgactg ggaccccgct gcagaataag	2760
ctcctgaac tctgggccct cctcaacttc ctcccccAA caatttttaa gagctgcagc	2820
acatttgaac aatggttcaa tgctccattt gccatgactg gtgaaagggt ggacttaaat	2880
gaagaagaaa ctatatgatg catcaggcgt ctacataagg tgttaagacc atttttacta	2940
aggagactga agaaagaagt tgaatcccag ctccccgaaa aagtggaata tgtgatcaag	3000
tgtgacatgt cagctctgca gaagattctg tatcgccata tgcaagccaa ggggatcctt	3060
ctcacagatg gttctgagaa agataagaag gggaaaggag gtgctaagac acttatgaac	3120
actattatgc agttgagaaa aatctgcaac caccatata tgtttcagca cattgaggaa	3180
tcctttgctg aacacctagg ctattcaaat ggggtcatca atggggtga actgtatcgg	3240
gcctcagggg agtttgagct gcttgatcgt attctgcccAA aattgagagc gactaatcac	3300
cgagtgctgc ttttctgcca gatgacatct ctcatgacca tcatggagga ttattttgct	3360
tttcggaact tcctttacct acgccttgat ggcaccacca agtctgaaga tctgtctgct	3420
ttgtgaaga aattcaatga acctggatcc cagtatttca ttttcttctg gagcacaaga	3480
gctggtggcc tgggcttaaa tcttcaggca gctgatacag tggatcatct tgacagcgac	3540
tggaatcctc atcaggatct gcaggcccaa gaccgagctc accgcatcgg gcagcagaac	3600
gaggtcctgg tactgaggct ctgtaccctg aacagcgtgg aggaaaagat cctcggcgcc	3660
gcaaaataca agctgaacgt ggatcagaaa gtgatccagg cgggcatggt tgacaaaag	3720
tcttcaagcc acgagcggag ggcattctct caggccatct tggagcatga ggaggaaaat	3780
gaggaagaag atgaagtacc ggacgatgag actctgaacc aatgattgc tcgacgagaa	3840
gaagaatttg acctttttat gcggatggac atggaccggc ggagggaaga tgccccgaac	3900
ccgaaaaggA agccccgttt aatggaggag gatgagctgc cctcctggat cattaaggat	3960

-continued

```

gacgctgaag tagaaaaggct cacctgtgaa gaagaggagg agaaaatatt tgggaggggg 4020
tcccgccagc gccgtgacgt ggactacagt gacgccctca cggagaagca gtggctaagg 4080
gccatcgaag acggcaatth ggaggaaatg gaagaggaag tacggcttaa gaagcgaaaa 4140
agacgaagaa atgtggataa agatcctgca aaagaagatg tggaaaaagc taagaagaga 4200
agaggccgcc ctcccctgta gaaactgtca ccaaatcccc ccaaaactgac aaagcagatg 4260
aacgctatca tcgatactgt gataaactac aaagataggt gtaacgtgga gaaggtgccc 4320
agtaattctc agttggaat agaaggaaac agttcagggc gacagctcag tgaagtcttc 4380
attcagttac cttcaaggaa agaattacca gaatactatg aattaattag gaagccagtg 4440
gatttcaaaa aaataaagga aaggattcgt aatcataagt accggagcct aggcgacctg 4500
gagaaggatg tcatgcttct ctgtcacaac gctcagacgt tcaacctgga gggatcccag 4560
atctatgaag actccatcgt cttacagtca gtgtttaaga gtgcccgga gaaaattgcc 4620
aaagaggaag agagtgagga tgaaagcaat gaagaggagg aagaggaaga tgaagaagag 4680
tcagagtccg aggcaaaatc agtcaaggtg aaaattaagc tcaataaaaa agatgacaaa 4740
ggccgggaca aagggaaagg caagaaaagg ccaaatcgag gaaaagccaa acctgtagtg 4800
agcgattttg acagcgatga ggagcaggat gaacgtgaac agtcagaagg aagtgggacg 4860
gatgatgagt gatcagtatg gaccttttc cttggtagaa ctgaattcct tcctcccctg 4920
tctcatttct acccagtgag ttcatttctc atataggcac tgggttgttt ctatatcatc 4980
atcgtctata aactagcttt aggatagtgc cagacaaaaca tatgatata tggtgtaaaa 5040
aacacacaca tacacaaata tttgtaacat attgtgacca aatgggcctc aaagattcag 5100
attgaaacaa acaaaaagct tttgatgaa aatatgtggg tggatagtat atttctatgg 5160
gtgggtctaa tttgtaacg gtttgattgt gcttggtttt atcacctgtt cagatgagaa 5220
gatttttctc tttttagca ctgataacca ggagaagcca ttaaaagcca ctggttattt 5280
tatttttcat caggcaatth tcgaggtttt tatttggtcg gtattgtttt tttacactgt 5340
ggatcatata agcaacttta ataggtgata aatgtacagt agttagattt cacctgcata 5400
tacatttttc cattttatgc tctatgatct gaacaaaagc ttttgaatt gtataagatt 5460
tatgtctact gtaaactatg cttaatthtt ttgctcttga tttaaaaaaa agttttgttg 5520
aaagcgctat tgaatattgc aatctatata gtgtattgga tggcttcttt tgtcacctcg 5580
atctcctatg ttaccaatgt gtatcgtctc cttctcccta aagtgtactt aatctttgct 5640
ttctttgcac aatgtcttg gttgcaagtc ataagcctga ggcaataaaa attccagtaa 5700
tttogaagaa tgtggtgttg gtgctttcct aataaagaaa taatttagct tgacaaaa 5758

```

<210> SEQ ID NO 8

<211> LENGTH: 837

<212> TYPE: DNA

<213> ORGANISM: Homo sapiens

<220> FEATURE:

<223> OTHER INFORMATION: PTGDS glucocorticoid receptor-responsive gene

<400> SEQUENCE: 8

```

gctcctcctg cacacctccc tcgctctccc acaccactgg caccaggccc cggacacccc 60
ctctgctgca ggagaatggc tactcatcac acgctgtgga tgggactggc cctgctgggg 120
gtgctggggc acctgcaggc agcaaccggag gccaggtct cctgacagcc caacttccag 180

```


-continued

```

caggacaagt tcttggggcg ctggttcagc gggggcctcg cctccaactc gagctggctc 240
cgggagaaga agggcgcggtt gtccatgtgc aagtctgtgg tggcccctgc caccgatggt 300
ggcctcaacc tgacctccac ctctctcagg aaaaaccagt gtgagaccgc aacctgctg 360
ctgcagcccg cggggtcctc cggctcctac agctaccgga gtccccactg gggcagcacc 420
tactccgtgt cagtgggtgga gaccgactac gaccagtacg cgctgctgta cagccagggc 480
agcaagggcc ctggcgagga ctcccgcatg gccaccctct acagccgaac ccagaccccc 540
agggctgagt taaagagaa attcaccgcc ttctgcaagg cccagggctt cacagaggat 600
accattgtct tctgcccc aaccgataag tgcattgacg aacaatagga ctccccaggg 660
ctgaagctgg gatccccgcc agccaggta cccccacgct ctggatgtct ctgctctggt 720
ccttccccga gccctgccc cggctccccg ccaaagcaac cctgccact caggcttcat 780
cctgcacaat aaactccgga agcaagtcag taaaaaaaa aaaaaaaaa aaaaaaa 837

```

<210> SEQ ID NO 9

<211> LENGTH: 6001

<212> TYPE: DNA

<213> ORGANISM: Homo sapiens

<220> FEATURE:

<223> OTHER INFORMATION: TNFRSF9 glucocorticoid receptor-responsive gene

<400> SEQUENCE: 9

```

caaggagggg tcccacagat gtcacagggc tgtcacagag ctgtgggtgg aatttcccat 60
gagacccccg ccctggctga gtcaccgcac tctctgtttt gacctgaagt cctctcgagc 120
tgcagaagcc tgaagaccaa ggagtggaaa gttctccggc agccctgaga tctcaagagt 180
gacatttgtg agaccagcta atttgattaa aattctcttg gaatcagctt tgctagtatc 240
atacctgtgc cagatttcat catgggaaac agctgttaca acatagtagc cactctgttg 300
ctggctcctc actttgagag gacaagatca ttgcaggatc cttgtagtaa ctgccagct 360
ggtacattct gtgataataa caggaatcag atttgagtc cctgtcctcc aaatagtttc 420
tccagcgcag gtggacaaa gacctgtgac atatgcaggc agtgtaaagg tgttttcagg 480
accaggaagg agtggtcctc caccagcaat gcagagtgtg actgcactcc agggtttcac 540
tgcttggggg caggatgcag catgtgtgaa caggattgta aacaaggta agaactgaca 600
aaaaaaggtt gtaaagactg ttgctttggg acatttaacg atcagaaacg tggcatctgt 660
cgacctgga caaactgttc tttggatgga aagtctgtgc ttgtgaatgg gacgaaggag 720
agggacgtgg tctgtggacc atctccagcc gacctctctc cgggagcacc ctctgtgacc 780
ccgctgccc ctgcgagaga gccaggacac tctccgcaga tcctctctt ctttcttgag 840
ctgacgtcga ctgcgttgct cttctgtgtg ttcttctca cgtccggtt ctctgtgtgt 900
aaacggggca gaaagaaact cctgtatata ttcaaacac catttatgag accagtacaa 960
actactcaag aggaagatgg ctgtagctgc cgatttccag aagaagaaga aggaggatgt 1020
gaactgtgaa atggaagtca atagggtgt tgggacttcc ttgaaaagaa gcaaggaaat 1080
atgagtcacc cgctatcaca gctttcaaaa gcaagaacac catcctacat aataccagg 1140
attcccccaa cacacgttct tttctaaatg ccaatgagtt ggcctttaa aatgcaccac 1200
tttttttttt tttttgacag ggtctcactc tgtcaccag gctggagtgc agtggcacca 1260
ccatggctct ctgcagcctt gacctctggg agctcaagtg atcctcctgc ctcagtctcc 1320

```

-continued

tgagtagctg gaactacaag gaagggccac cacacctgac taactttttt gttttttggt	1380
tggtaaagat ggcatttcac catgttgtac aggctggtct caaactccta ggttcacttt	1440
ggcctcccaa agtgtgggga ttacagacat gaactgccag gccggccaa aataatgcac	1500
cacttttaac agaacagaca gatgaggaca gagctggtga taaaaaaaa aaaaaaaaaag	1560
cattttctag ataccactta acaggtttga gctagttttt ttgaaatcca aagaaaatta	1620
tagtttaaat tcaattacat agtccagtgg tccaactata attataatca aaatcaatgc	1680
aggtttgttt tttggtgcta atatgacata tgacaataag ccacgaggtg cagtaagtac	1740
ccgactaaag tttccgtggg ttctgtcatg taacacgaca tgctccaccg tcagggggga	1800
gtatgagcag agtgccctgag tttagggtca aggacaaaa acctcaggcc tggagggaagt	1860
tttgaaaga gttcaagtgt ctgtatatcc tatggtcttc tccatcctca caccttctgc	1920
ctttgtcctg ctccctttta agccaggta cattctaaaa attcttaact tttaacataa	1980
tattttatac caaagccaat aatgaactg catatgatag gtatgaagta cagtggagaa	2040
attaacacct gtgagctcat tgtcctacca cagcactaga gtgggggccg ccaaactccc	2100
atggccaaac ctgggtcacc atttgccttt gtttgtctgt tggtttgctt gagacagtct	2160
tgctctgttg cccagctgag aatggagtgg ctattcacag gcacaatcat agcacacttt	2220
agccttaaac tcctgggctc aagtgatcca cccgcctcag tctcccaagt agctgggatt	2280
acagtgcaa acctggcatg cctgcccattg tttggcttat gatctaagga tagcttttta	2340
aattttatte attttatttt tttttgagac agtgtctcac tctgtctccc aggctggagt	2400
acagtggtag aatcttggat caccgcctcc cagtttcaag tgatctcctt gcctcagcct	2460
cctaagtagc tgggactaca ggtatgtgcc accacgcctg gctaattttt atatttttag	2520
tagagaaggg gtttcacat gttgtocagg ctggtctcaa actcctgacc tcaggtgatc	2580
tgcccacctc tgctcccaa agtgctggga ttacaggcat gagccaccat gcctggccat	2640
ttcttaact tttgatgac atgcctattg caagcttgcg tgctctgtc ccatgttatt	2700
ttactctggg atttagggtg agggagcagc ttctatttgg aacattggcc atcgcatgga	2760
aaatgggtat ctgtcacttc tgctcctatt tagttggttc tactataacc tttagagcaa	2820
atctgcagc caagccaggc atcaataggg cagaaaagta tattctgtaa ataggggtga	2880
ggagaagata tttctgaaca atagtctact gcagtaccaa attgcttttc aaagtggctg	2940
ttctaagtga ctcccgtcag tcatataagt gtcagtgaag tatcccattg atccacatcc	3000
ttgctaccct ctgggtactat cagggtgcct taattttgcc aagccagtgg gtatagaatg	3060
agatctcact gtggtcttag tttgcatttg cttggttact gatgagcacc ttgtcaaata	3120
tttataacc atttgtgttt atttttttaa ataaaatgct tgctcatgct tttttgcca	3180
tttgcaaaaa aacttggggc cgggtgcagt ggctcatgcc tgtagtccca gctctttggg	3240
aggccaaggt gggcagatcg cttgagccca ggagttcgag accagccttg gcaacatggc	3300
gaaaccctgt ctttacaaaa aatacaaaaa ttagccgggt gtggtggtgt gcaacctgaag	3360
tcccagctac tcagtaggtt cgctttgagc ctgggaggca gaggttgagc tgagctggga	3420
ccgcatcact acacttcage ctgggcaaca gagaaaaacc ttttctcaga aacaacaaa	3480
cccaaatgtg gttgttttgc ctgattccta aaaggtcttt atgtattcta gataaatac	3540
tttggtcagt tatatgtggt aaaaaatata ttctttgtgg ccaggcacgg tagctcacac	3600

-continued

ctgtaatccc agcactttgc ggggctgagg tgggtggatc atctgaggtc aagagttcaa	3660
gatcagcctg gccaacacag tgaaacccca tctctactaa acatgtacaa aacttagctg	3720
gggtatgggg cgggtgcctg taaccccagc tgctccagag gctgtggcag aagaatcgct	3780
tgaaccagg aggcagaggt tgcagcagc caagattgtg ccattgcact ccagactggg	3840
tgacaagagt gaaattctgc ctatctatct atctatctat ctatctatct atatatatat	3900
atatatatcc tttgtaattt atttttccct ttttaaaatt ttttataaaa ttctttttta	3960
tttttatttt tagcagaggt gaggtttctg aggtttcatt atgttgccca ggctggctct	4020
gaactcctga gctcaagtga tcctcccacc tcagccttcc aaagtgtctg aattgcagac	4080
atgagccacc gcgcccctcc tgtttttctc taattaatgg tgtctttctt tgtctttctg	4140
gtaataagca aaaagtctct catttgattt ggtaaattt ataactgttt tctcatatgg	4200
ttaacatttt ttcttgcctg gctaaagaaa tccttttctg cccaactacta taaagagggt	4260
tgccacatt ttattccaaa agttttaagt tttgtcttcc atcttgaagt ctaatgtatc	4320
aggaactggc ttttgtgcct gttgggaggt agtgatccaa ttccatgtct tgcagttagg	4380
taaccactgg tcctctgcgc atgtattcaa tacgtcgtct ttctcctgcg ggtctgcaat	4440
ctcacctacc atccatcaag ttccataggt gccatgggtc tgettctggg ctccctgttc	4500
tgttccattg tcaatttgc taccctgtgc cagtatcaca ctgtgtttat tacaatagct	4560
ttgtaacagc tctcgatate cggtaggaca tctccctcca ccttcttttt ctacttcaga	4620
agtgtcttag ctaggtcagg cacgggtggc cacgcctgta atcccagcac tttgggaggc	4680
cgacgcggat ggatcacctg aggtcaggag ttttgagaca gcctggccaa catggtgaaa	4740
ccccatctct actaaaaaat acaaaaatta gtcaggcatg gtggcatgtg cctgtaatcc	4800
cagctatttg ggaggctgag gccggagaat tgcttgaacc cggggggcgg aggttgcagt	4860
gagccgagat cgtaccattg cactccagcc tgggtgacag agcgaaactc tgtctcagga	4920
aaaaaaagaa aagagatgtc ttggttattc ttggttcttt attattcaat ataaatttta	4980
gaagctgaat ttgaaaagat ttggattgga atttcattaa atctacaggt caatttaggg	5040
agagttgata attttacaga attgagtcac ctgggtgttc aataagaata agagaacaat	5100
tattgctgt acaattcttg ccaaatagta ggcaaagcaa agcttaggaa gtatactggt	5160
gccatttcag gaacaaagct aggtgcgaat attttgtct ttctgaatca tgatgctgta	5220
agttctaaag tgatttctcc tcttggcttt ggacacatgg tgtttaatta cctactgctg	5280
actatccaca aacagaaaga gactggctcat gcccacaggt gttggggtat ccaagataat	5340
ggagcgaggc tctcatgtgt cctaggttac acaccgaaaa tccacagttt attctgtgaa	5400
gaaaggaggc tatgtttatg atacagactg tgatattttt atcatagcct attctggat	5460
catgtgcaaa agctataaat gaaaaacaca ggaacttggc atgtgagtca ttgctcccc	5520
taaatgacaa ttaataagga aggaacattg agacagaata aatgatccc cttctgggtt	5580
taatttagaa agttccataa ttaggtttta tagaaataaa tgtaaatttc tatgattaaa	5640
aataaattag cacatttagg gatcacaaaa ttataaatca ttttctaata gctaaaaaca	5700
agctcagggt tttttcagaa gaaagtttta atttttttc tttagtggaa gatatactc	5760
tgacggaaaag ttttgatgtg aggggcggat gactataaag tgggcatctt cccccacag	5820
aagatgtttc catctgtggg tgagaggtgc ccaccgcagc tagggcaggt tacatgtgcc	5880

-continued

```

ctgtgtgtgg taggacttgg agagtgatct ttatcaacgt ttttatttaa aagactatct 5940
aataaaacac aaaactatga tgttcacagg aaaaaaagaa taagaaaaaa agaaaaaaa 6000
a                                                                                   6001

```

```

<210> SEQ ID NO 10
<211> LENGTH: 1336
<212> TYPE: DNA
<213> ORGANISM: Homo sapiens
<220> FEATURE:
<223> OTHER INFORMATION: SFN glucocorticoid receptor-responsive gene

```

```

<400> SEQUENCE: 10

```

```

gagagacaca gaggcggca ttggtcccag gcagcagtta gcccggccgc cgctgtgtg 60
tccccagagc catggagaga gccagtctga tccagaaggc caagctggca gagcaggccg 120
aacgctatga ggacatggca gccttcatga aaggcgccgt ggagaagggc gaggagctct 180
cctgcaaga gcgaaacctg ctctcagtag cctataagaa cgtggtgggc gggcagaggg 240
ctgctggag ggtgctgtcc agtattgagc agaaaagcaa cgaggagggc tcggaggaga 300
aggggcccga ggtgctgtag taccgggaga aggtggagac tgagctccag ggcgtgtgcg 360
acacgtgct gggcctgctg gacagccacc tcataagga ggcgggggac gccgagagcc 420
gggtcttcta cctgaagatg aagggtgact actaccgcta cctggccgag gtggccaccg 480
gtgacgacaa gaagcgcatc attgactcag cccggtcagc ctaccaggag gccatggaca 540
tcagcaagaa ggagatgccg cccaccaacc ccatccgctt gggcctggcc ctgaactttt 600
ccgtcttcca ctacgagatc gccaacagcc ccgaggaggc catctctctg gccaaagaca 660
ctttcgacga ggccatggct gatctgcaca ccctcagcga ggactcctac aaagacagca 720
ccctcatcat gcagctgctg cgagacaacc tgacactgtg gacggccgac aacgccgggg 780
aagagggggg cgaggctccc caggagcccc agagctgagt gttgcccgc accgcccgc 840
cctgccccct ccagtccccc accctgcccga gaggactagt atggggtggg aggccccacc 900
cttctccccct agggctgtt cttgtccaa agggctccgt ggagagggac tggcagagct 960
gaggccacct ggggctgggg atcccactct tcttgagct gttgagcgca cctaaccact 1020
ggtcatgccc ccaccctgc tctccgacc cgcttctctc cgaccccagg accaggtac 1080
tttccccctc ctcttgctc cctctgccc ctgctgctc tgatcgtagg aattgaggag 1140
tgtcccgcct tgtggctgag aactggacag tggcaggggc tggagatggg tgtgtgtgtg 1200
tgtgtgtgtg tgtgtgtgtg tgtgctgctg cgccagtgca agaccgagat tgagggaaaag 1260
catgtctgct ggggtgtgacc atgtttctc tcaataaagt tcccctgtga cactcaaaaa 1320
aaaaaaaaa aaaaaa 1336

```

```

<210> SEQ ID NO 11
<211> LENGTH: 2240
<212> TYPE: DNA
<213> ORGANISM: Homo sapiens
<220> FEATURE:
<223> OTHER INFORMATION: LAPTM5 glucocorticoid receptor-responsive gene

```

```

<400> SEQUENCE: 11

```

```

ggagggcagc cagcagcttc cccttctctg ccctgctcca ggcaccaggc tctttcccct 60
tcagtgcttc agaggagggg acggcagcac catggacccc cgcttgctca ctgtccgcca 120

```

-continued

gacctgctgc	tgcttcaatg	tccgeatcgc	aaccaccgcc	ctggccatct	accatgtgat	180
catgagcgtc	ttgttttca	tcgagcactc	agtagagggtg	gcccatggca	aggcgtcctg	240
caagctctcc	cagatgggct	acctcaggat	cgctgacctg	atctccagct	tectgctcat	300
caccatgctc	ttcatcatca	gcctgagcct	actgatcggc	gtagtcaaga	accgggagaa	360
gtacctgctg	cccttctctg	ccctgcaaat	catggactat	ctcctgtgcc	tgctcaccct	420
gctgggtctc	tacattgagc	tgcccgccta	cctcaagttg	gcctcccgga	gcccgtgctag	480
ctcctccaag	ttccccctga	tgacgctgca	gctgctggac	ttctgctga	gcatcctgac	540
ccctctgagc	tctacatgg	aagtgccac	ctatctcaac	ttcaagtcca	tgaaccacat	600
gaattacctc	cccagccagg	aggatatgcc	tcataaccag	ttcatcaaga	tgatgatcat	660
cttttccatc	gccttcatca	ctgtccttat	cttcaaggtc	tacatgttca	agtgcgtgtg	720
gcygtgctac	agattgatca	agtgcataaa	ctcgggtggag	gagaagagaa	actccaagat	780
gctccagaag	gtggctctgc	cgctctacga	ggaagccctg	tctttgccat	cgaagacccc	840
agaggggggc	ccagcaccac	ccccatactc	agaggtgtga	ccctcggcag	gccccagccc	900
cagtgcctgg	aggggtggag	ctgcctcata	atctgctttt	ttgctttggt	ggccccctgtg	960
gcctgggtgg	gcctcctcgc	ccctcctcgg	caggacaatc	tgcttctgtc	tcctcctcgtg	1020
gcctgctcct	cctgcagggc	ctgtgagctg	ctcacaactg	ggtcaacgct	ttaggctgag	1080
tcactcctcg	ggtctctcca	taattcagcc	caacaatgct	tggtttatct	caatcagctc	1140
tgacacttgt	ttagacgatt	ggccattcta	aagttggtga	gtttctcaag	caactatcga	1200
cttgatcagt	tcagccaage	aactgacaaa	tcaaaaacc	acttctcagt	tcagtaaaat	1260
aatttggtca	aacaacagtc	tattgcattg	atttataaat	agttgctcagt	tcacatagca	1320
atttaataca	gtaatacatta	attagttacc	ccctatata	aaatataatg	aatcaatttc	1380
ttcaaatagc	ttgcttcat	gataatcaat	tagccaacca	tgagtcattt	agaatagtg	1440
taaatagaat	acacagaata	gtgatgaaat	tcaattttaa	aaatcacggt	agcctccaaa	1500
ccatttaatt	caaatgaacc	catcaactgg	atgccaactc	tggcgaatgt	aggacctctg	1560
agtggctgta	taattgttaa	ttcaaatgaa	attcatttaa	acagttgaca	aactgtcatt	1620
caacaattag	ctccaggaaa	taacagttat	ttcatcataa	aacagtcctc	tcaaacacac	1680
aattgttctg	ctgaagagtt	gtcatcaaca	atccaatgct	cacctattca	gttgctctgt	1740
ggtcagtgtg	gctgcataac	agtggattcc	atgaaaggag	tcattttagt	gatgagctgc	1800
cagtcatttc	ccaggccagg	ctgtcctcgg	ccatccattc	agtcgattca	gtcataggcg	1860
aatctgttct	gcccaggct	tggtgtcaag	caaaaattca	gccctgaaat	caggcacatc	1920
tgctctgttg	actaaacca	caggttagtt	cagtcaaagc	aggcaacccc	cttgtgggca	1980
ctgacctcgc	cactgggggc	atggcgggtg	tggcagctgg	ggagggttgg	ccccaacagc	2040
ccctcctgtc	ctgcttccct	gtgtgtcggg	gtcctccagg	gagctgaccc	agagggtggag	2100
gccacggagg	cagggctctc	ggggactgtc	gggggttaca	gagggagaag	gctctgcaag	2160
agctccctgg	caatacccc	ttgtgtaatt	gctttgtgtg	cgacaggggag	gaagtttcaa	2220
taaagcagca	acaagcttct					2240

<210> SEQ ID NO 12

<211> LENGTH: 3039

<212> TYPE: DNA

-continued

<213> ORGANISM: Homo sapiens

<220> FEATURE:

<223> OTHER INFORMATION: GPSM2 glucocorticoid receptor-responsive gene

<400> SEQUENCE: 12

```
aggcgcagag gagggcgggtg ttgagaccgg cggagcggcg ggacccttag gtggcggagg      60
gacgctccgg gaaagcgagg ggcgtacga gctctggccc acgtgacctg ccgggggagg      120
gagcaggggg cgcgcggccc tctgtcgggtg cccctgcctt ggggaggggc cgtgaccacc      180
cgtctgtcgc ccgaggcggc cgcctctgca ccttcaccgc gtaccggga cccgcccggc      240
cgcgggagaa atgttctgta agtgctgtg aaagggccag agatgcaagg atttgggata      300
cattttgaac ctttaagctg tctgacattg acctccttcc attattaata aagaagaatc      360
aggagcttag gatgtattaa caccaactca ttaataact aaccggacaa tgttctacaa      420
acaattctac attgtaaagg actggattgg cacaaaataa aataatttta ttttattcag      480
cttataatat gactcgtatg aggaaaattt gataagcatg agagaagacc attcctttca      540
tgttcgttac agaatggaag cttcttgctt agagctggcc ttggaagggg aacgtctatg      600
taaatcagga gactgccgcg ctggcgtgtc attccttgaa gctgcagttc aagttggaac      660
tgaagaccta aaaacactta gcgctattta cagccagtgg ggcaatgctt atttctattt      720
gcatgattat gccaaagcat tagaatatca ccatcatgat ttaacccttg caaggactat      780
tggagaccag ctggggggaag cgaaagctag tggtaactctg ggaaacacct taaaagtctt      840
tgggaatttt gacgaagcca tagtttgggtg tcagcgacac ctagatattt ccagagagct      900
taatgacaag gtgggagaag caagagcact ttacaatctt gggaatgtgt atcatgccaa      960
agggaaaagt tttggttgcc ctggtcccca ggatgtagga gaatttcag aagaagtgag     1020
agatgctctg caggcagccg tggattttta tgaggaaaac ctatcattag tgactgcttt     1080
gggtgaccga gcggcacaag gacgtgcctt tggaaatctt ggaacacac attacctcct     1140
tggcaacttc agggatgcag ttatagctca tgagcagcgt ctccttattg caaaagaatt     1200
tggagataaa gcagctgaaa gaagagcata tagcaacctt ggaaatgcat atatatttct     1260
tggatgaattt gaaactgcct cggaatacta caagaagaca ctactgttgg cccgacagct     1320
taaagaccga gctgtagaag cacagtcttg ttacagtctt ggaaatacat atactttact     1380
tcaagactat gaaaaggcca ttgattatca tctgaagcac ttagcaattg ctcaagagct     1440
gaatgataga attggtgaag gaagagcatg ttggagctta ggaatgcat acacagcact     1500
aggaaatcat gatcaagcaa tgcattttgc tgaaaagcac ttggaaattt caagagaggt     1560
tggggataaa agtggatgaac taacagcacg acttaatctc tcagaccttc aatgggttct     1620
tggctctgagc tacagcacia ataactccat aatgtctgaa aatactgaaa ttgatagcag     1680
tttgaatggt gtacgcccc agttgggacg ccggcatagt atggaaaata tggaaacttat     1740
gaagttaaca ccagaaaagg tacagaactg gaacagtgaa attcttgcta agcaaaaaacc     1800
tcttattgcc aaacctctg caaagctact ctttgtcaac agactgaagg ggaaaaaata     1860
caaaacgaat tcctccacta aagttctcca agatgccagt aattctattg accaccgaat     1920
tccaaattct cagaggaaaa tcagtgcaga tactattgga gatgaagggt tctttgactt     1980
attaagccga tttcaaagca ataggatgga tgatcagaga tgttgcttac aagaaaagaa     2040
ctgccatata gcttcaacaa caacttcttc cactccccct aaaatgatgc taaaaacatc     2100
```

-continued

```

atctgttccct gtggatccc ccaacacgga tgagttttta gatcttcttg ccagctcaca 2160
gagtcgccgt ctggatgacc agagggctag tttcagtaat ttgccagggc ttcgtctaac 2220
acaaaacagc cagtcggtag ttagccacct gatgactaat gacaacaaag aggctgatga 2280
agatttcttt gacatccttg taaaatgtca aggatccaga ttagatgac aaagatgtgc 2340
tccaccacct gctaccacaa agggtcggac agtaccagat gaagactttt tcagccttat 2400
tttacgggcc cagggaaaga gaatggatga acagagagtt cttttacaaa gagatcaaaa 2460
cagagacact gactttgggc taaaggactt tttgcaaaat aatgctttgt tggagttaa 2520
aaattcaggg aaaaaatcgg cagaccatta gttactatgg atttatcttt ttcctttca 2580
aacacggtaa ggaaacaatc tattactttt ttccttaaaa ggagaattta tagcactgta 2640
atacagctta aatatctttt agaatgatgt aaatagttta ccttcagtag tctattaagg 2700
cattaatact tctctggaca tgcgcgcttg agggcggagg ggcctgtaa ggtgcttcat 2760
cgtctgtgat tactgcttg gatgtgtct ttggcagctt gtgagattac tttacctagt 2820
gtttataaag taggaagtta agtgaatcat agattagaat ttaatactct tatggaata 2880
atcttttaac atcttaattg acaatggcgt ttttttatac ataaccatgg atgtagtggg 2940
aaacaatggt gtttggtaaa aataatgtac ttgatcaatg taaaaaagta tataaaatag 3000
tcttactaaa aatctaggtt ttttttctc ccaaaaaaa 3039

```

<210> SEQ ID NO 13

<211> LENGTH: 7018

<212> TYPE: DNA

<213> ORGANISM: Homo sapiens

<220> FEATURE:

<223> OTHER INFORMATION: SORT1 glucocorticoid receptor-responsive gene

<400> SEQUENCE: 13

```

ggcgggcccgc ccgggcggca ggtgtcggcg tcggcggcat tcggcggcga tggagcggcc 60
ctggggagct gcggaaggcc tctcgcgctg gccccatggc ctgggctcc tcctcctct 120
gcagctgctg ccgcctgca cctcagcca ggaccgctg gacgcgccgc cgcgcgccgc 180
tgcgccgctg ccgcctggt ctggcccat cggggtgagc tgggggctgc gggcggccgc 240
agccgggggc gegtctccc gcggcggcgc ttggcgtcgc agcgcgccgc gcgaggacga 300
ggagtgcggc cgggtcggg acttcgtcgc caagctggcc aacaacacgc accagcatgt 360
gtttgatgat ctcaaggct cagtatcctt gtcctgggtt ggagatagca ctggggtcat 420
tctagtcttg actacctcc atgtaccact ggtaattatg acttttgac agtccaagct 480
atatcgaagt gaggattatg ggaagaactt taaggatatt acagatctca tcaataacac 540
ctttattcgg actgaatttg gcatggctat tggctctgag aactctggaa agtggtgtt 600
aacagcagag gtgtctggag gaagtcgtg aggaagaatc ttcagatcat cagattttgc 660
gaagaatttt gtgcaaacag atctcctttt tcctcctctc actcagatga tgtatagccc 720
tcagaattct gattatcttt tagctctcag cactgaaaat ggctgtggg tgtccaagaa 780
ttttggggga aatgggaag aatccacaa agcagtatgt ttggccaaat ggggatcaga 840
caacaccatc ttctttacaa cctatgcaaa tggctcctgc aaagctgacc ttgggctct 900
ggaattatgg agaacttcag acttgggaaa aagcttcaaa actattgtg tgaaaatcta 960
ctcatttggc cttgggggac gtttcctttt tgcctctgtg atggctgata aggataccac 1020

```

-continued

aagaaggatc	cacgtttcaa	cagatcaagg	ggacacatgg	agcatggccc	agtccectc	1080
cgtgggacag	gaacagttct	attctattct	ggcagcaaat	gatgacatgg	tattcatgca	1140
tgtagatgaa	cctggagaca	ctgggtttgg	cacaatcttt	acctcagatg	atcgaggcat	1200
tgtctattcc	aagtctttgg	accgacatct	ctacactacc	acaggcggag	agacggactt	1260
taccaacgtg	acctcectcc	gcggcgtcta	cataacaagc	gtgctctccg	aagataattc	1320
tatccagacc	atgateactt	ttgaccaagg	aggaaggtgg	acgcacctga	ggaagcctga	1380
aaacagtgaa	tgtgatgcta	cagcaaaaaa	caagaatgag	tcagccttc	atattcatgc	1440
ttctacagc	atctcccaga	aactgaatgt	tccaatggcc	ccactctcag	agccgaatgc	1500
cgtaggcatt	gtcattgtct	atggtagcgt	gggggatgcc	atctcagtga	tggttccaga	1560
tgtgtacatc	tcagatgatg	ggggttactc	ctggacaaaag	atgctggaag	gaccccacta	1620
ttacaccatc	ctggattctg	gaggcatcat	tgtggccatt	gagcacagca	gccgtcctat	1680
caatgtgatt	aagttctcca	cagacgaagg	tcaatgctgg	caaacctaca	cgttcaccag	1740
ggaccccatc	tatttctactg	gcctagcttc	agaacctgga	gctaggtcca	tgaatatcag	1800
catttggggc	ttcacagaat	ctttctctgac	cagccagtgg	gtctcctaca	ccattgattt	1860
taaagatata	cttgaagagga	actgtgaaga	gaaggactat	accatatggc	tggcacactc	1920
cacagaccct	gaagattatg	aagatggctg	catttggggc	tacaaagaac	agtttctgctg	1980
gctacgcaag	tcacccgtgt	gtcagaatgg	tcgagactat	gttgtgacca	agcagccctc	2040
catctgcctc	tgttccctgg	aggactttct	ctgtgatttt	ggctactacc	gtccagaaaa	2100
tgactccaag	tgtgtggaac	agccagaact	gaaggccac	gacctggagt	ttgtctgtta	2160
cggaagagaa	gaacacctaa	caacaaatgg	gtaccgaaa	attccagggg	acaatgcca	2220
gggtggggta	aatccagttc	gagaagtaaa	agacttgaaa	aagaaatgca	caagcaactt	2280
tttgagtccg	gaaaaacaga	attccaagtc	aaattctgtt	ccaattatcc	tgcccatcgt	2340
gggattgatg	ctgggtcacag	tcgtagcagg	agtgctcatt	gtgaagaaat	atgtctgtgg	2400
gggaagggtc	ctgggtcatc	gatactctgt	gctgcagcag	catgcagagg	ccaatgggtg	2460
ggatggtgtg	gatgctttgg	acacagcctc	ccacactaat	aaaagtgggt	atcatgatga	2520
ctcagatgag	gacctcttgg	aatagctctt	cagaggagct	ggaccagca	tgatggtgg	2580
aaccacagta	cctcttacac	tcctgtggc	tccaacttca	ggaaataaat	ttccattgc	2640
gagggaccca	gctctgtttc	tgctgcttcc	atcaaagcca	aaaggaccta	cactaaagaa	2700
atgcaggggtg	gggtggggga	accctgagca	cttttttaca	attggctctg	agaaaaaggg	2760
agacatttta	aattctttaa	cttcttattt	ctcgtcctgt	ctctttgcaa	agtatgggct	2820
ttttgtttt	tgttttttaa	gggaaacgaa	atggaattcg	aaggacctt	ttcactaacc	2880
ccacttctgt	gtgttctgca	tggcgcctgc	cccagggcat	ctgccaactc	cagtatcagc	2940
tctcacagtg	tacttggtag	catccctggg	ctctgctggc	gagacgaaac	agctgtagag	3000
atgaaaaacag	gctgcagagg	ctggcacagc	ctggccggct	tttctccatc	tggggacagt	3060
cctactccaa	gaacactgca	caccagctcc	tcacacagat	cccacttact	cttttttttt	3120
ttttcagaga	ccacagacca	cagtgathtt	tcttttccct	tgtttaatta	ggcaatacc	3180
ttgttaattg	ccctttggca	actaacttaa	ccatgtgctt	cccacacagt	acatcaggaa	3240
aacttacag	gcaatatttt	taacttgggg	caggaagaag	ggagcagcag	agaattgact	3300

-continued

agatatagca cctattaaaa gagaactctt gcttcttctg agatttttca agctgtgctt	3360
tgtgtgtgtg ccagtagact tacgcaagga caggttacia acttagctgg aagtctgccc	3420
aggctgaatg atctcttccc tagagttgat tgtcgggtac acagtgtgaa cccccgaaga	3480
cggaacctca cagtcttcca tgttcccttc ttaactgtcg tgtggctcgt tgctaaatca	3540
tgacaatggc tgectatctg ctgcttctta gggtgctggt gtacatggaa ccaggactag	3600
agattttttc agatttatag acttaaaaaa ttagaatttt attaccaggc tttccttctc	3660
accctttttt tctgactttg ccaagtaatt tggtagacag aaaattttgg aggaaccaat	3720
tgaaaacaca cttccagtct agatgatgct ttgtgtgata cattaagttc ttattttgga	3780
ttaaaagaag ttttccattt gatacttctc taaattaat aaattataga atgtagtgg	3840
gtggattttg ggggtggccat atagtaatgg aaagctgcaa taattagttt taatacagct	3900
tgaatatttg ctatatagaa atatagtagt gaaagttttt ggtcttaatg tagctactgt	3960
gcggtcaca gtttctccca atgattatga ctgggacatt ctttggtaga taccatttgc	4020
tactagttta ttttgtggct agaaagtcag ttttgtgtgt tttttttttt ttttattga	4080
agtgccaaat taactttagt cagaatgtga gcagatggct aagtctctct cccccagaa	4140
tggattaaca gctgctgga aagtggggga gagagtggat ggagactttt agagatgta	4200
aaactgcagt agaatgaaat gagtccagga gcttcagtta gaaaataaag ttgaggcagt	4260
ttttgtgaag ataataatgt tagggctgga gtgcactagt ctttttgctt attcattttg	4320
catggtttta aaatataaaa taattccgaa gatacaccag ctcaaaaatg aaaacgtcag	4380
cctctgcccc accctccctc ctgccccaaag tgaatttggg actcagaaaa gaactgttta	4440
taccactcac ctttctccca gcatgtactc actgtgggca gatgcaccaa tacatggtaa	4500
tctcttact cattttaaga cgtaggaaac tcaatattct tctctaacca tatacगतag	4560
ggctcttctg ttttaatgat atctgggatt tctgtggaac ttggcaaatt ttcagagcac	4620
cttccactcac ataatgtcat ttgaaacctc caatgttctt gggatggagt cagttgttca	4680
gggtccccgt gtgtgtgata agcagtgtct gctggctgtc ttcagaacte ttggaaatct	4740
ttacacatgc gagtgtctaac cactttgagc aaggctgcct tctttagat gacttgctgt	4800
tctttatgac agggatcagt ggcatttgtt tcttagcagt atttagcacc tttttgccac	4860
cttggatgac agaaaattgt attttctgt ctttcatggc tgaaaacaaa agtaaatggga	4920
attttaata cgtttgcaga aactgcccct cccctcattg agggctcactg ctcaagagtg	4980
caggagtgga ctctccactg atgggtctcc ctccccatcc tggtttcac cccgggctgg	5040
ctagctctgt tggtttgaag actgacagcc agcctggctc attctcatta ttggctagtt	5100
agctttcttt atcaacctgc tcaactcaaa atgtgtgccc tcagccagag agtaagaaag	5160
cccaaatctg ttacagcttc taaaaaata gatttctaat ttgtcctact catgtagga	5220
gcattatctt tgaaggtaaa acatagtgtg tcaattgtgt aactcccagg cttgatgtag	5280
cagaagagat catttctgga ggcttcagca atggaattta gcattataag agagattgga	5340
caaaccagtc caaagtggc cgagtctta aatccaggta gggaaactcac tcttctttct	5400
tctctggacc taattgggca ttgggttcta gtgagaccac agaccaggcc cgtctctcct	5460
gtaggctttt aattcaatgg caactctatt tcaagaata aaagcctttg gagagtgcg	5520
gcagttctgg gggcgggctc agggaggtcc atagatcagc cgtaactgga acgtagaatc	5580

-continued

```

tacgtctgcc tctgaatgga cttcccacct cctctctctt gctctgatgc ttgectctgg 5640
gcctctccat gcccagggtg gtctttcatc cttgacaggc tggtaatgtg ctggccacct 5700
ccagctcctg catcaggtct gtaaaccaga gctggttctc atggccttcg tcacgatacc 5760
aggatacggg ggggagccca gggccatcca taccaccccc agggtaacgg ggctggcctg 5820
gcattagtca ttatttagtt tccaggccaa ccatccagat agagattccc tctttccttt 5880
gagcagtget ctcaagagct cegtgcctgt ccacaatgac ctagagtgca tctgtctcat 5940
tgtcagtgtg gccctctgcc cctatattca tccaggatac ttggaagtgc taaaatagga 6000
agggattcgg ctttcaactt tgctaccatc ttcctgaag caggaaaatg aacatggact 6060
taaatgttct ttgaaaaaac caaagtttta agatttctg tgtgatgaag tgacagggag 6120
ggccggagtc agcaggtgcc agactttctg ttctgtctgc catgggtttg tccagctcag 6180
gtagctctag gagcaccatc ctgccctagc agagcccagg ccttgccctc atgaagcatc 6240
attgaaatag caggagcatg ttgatttctt ggttaggttg cattataata acaagagtca 6300
gaacattaat tcgaaacaac ttgcagtatg ctttcttca caccagtaca ttcttaagtg 6360
tactgtttaa taaggaataa cataaactaa tctgtacctt tataatatag tgtgtgtaca 6420
tatatacata tataaactgt atagtgtaca tggtaatgat ttattgetat gcccagatc 6480
cttaatgtag ttctcatcct ccgcatgccc tcagccacaa gcgggtgact gactgttccc 6540
tgatgatttg gccacctcc tgtgtttgga cctctagga ggagggtttt ggtcactc 6600
tccttatcct cgtgcacaga aatgctcagg gtcccatgt gcctgttgtt cagccctctc 6660
tcttgttccc tttctgagca tgtggtcctt cccaggctg tgggacagct gccttcccac 6720
gaaagtgtaa agcagtatta agatcattac tgcagtgtcc ctaaaaaccc aagttttcta 6780
ttcccttagg acagaaaatt gcatgtgagg tgggataatc gagtttcagt gaccacgtc 6840
agttacacat taaagccaga ccccatgata aaattccaca aatggaaat aaaactcaaa 6900
tttcttagc attgtgtaaa taaatctgaa tgtgtttaac tttgtactgg taattttctg 6960
tatatttggg atatttgggt taaaaataaa acagactgga ctttgttacc tgacctac 7018

```

<210> SEQ ID NO 14

<211> LENGTH: 1749

<212> TYPE: DNA

<213> ORGANISM: Homo sapiens

<220> FEATURE:

<223> OTHER INFORMATION: DPT glucocorticoid receptor-responsive gene

<400> SEQUENCE: 14

```

gtgacattgt ttgcaaaaat cccaggcagc atggacctca gtcttctctg ggtacttctg 60
ccccagtca ccatggcctg gggccagtat ggcgattatg gataccata ccagcagtat 120
catgactaca gcgatgatgg gtgggtgaaat tgaaccggc aaggcttcag ctaccagtgt 180
ccccaggggc aggtgatagt ggccgtgagg agcatcttca gcaagaagga aggttctgac 240
agacaatgga actacgcctg catgcccacg ccacagagcc tcggggaacc cacggagtgc 300
tgggtgggag agatcaacag ggctggcatg gaatggtacc agacgtgctc caacaatggg 360
ctgggtggcag gattccagag ccgctacttc gagtcagtgc tggatcggga gtggcagttt 420
tactgttgtc gctacagcaa gaggtgcccc tattctctgt ggctaacaac agaatatcca 480
ggtoactatg gtgaggaaat ggacatgatt toctacaatt atgattacta tatccgagga 540

```

-continued

```

gcaacaacca ctttctctgc agtggaaaagg gatcgccagt ggaagttcat aatgtgccgg 600
atgactgaat acgactgtga atttgcaaat gtttagattt gccacatacc aaatctgggt 660
gaaaggaaaag gggccgggga caggagggtg tccacatag ttaacatcag ttggatctcc 720
tatagaagtt tctgctgctc tcttctcttc tcctgagct ggtaactgca atgccaactt 780
cctgggcctt tctgactagt atcacacttc taataaaatc cacaattaaa ccatgtttct 840
cacttttccac atgtttcata gcaactgctt tatatgactg atgatggctt ccttgcacac 900
cacatataca gtgcgcgatc ttacagccgg gcttctggag caccagctgc agcctggcta 960
ctgcttttta ctgcagaatg aactgcaagt tcagcatagt ggaggggaga ggcagaactg 1020
gaggagaggt gcagtgaagg ttctctacag ctaagcctgt ttgaatgata cgtaggttcc 1080
ccacaaaaag caggctttct gccctgaggg acatcttccc actcccctgc tccacatgag 1140
ccatgcatgc ttagcaatcc aagtgcagag ctctttgctc caggagtgag gagactggga 1200
ggtgaaatgg ggaatggaa gggtttgag gcagagctga aaacaggggt ggaaggattt 1260
cctgaattag aagacaaacg ttagcatacc cagtaaggaa aatgagtgca ggggccaggg 1320
gaaccctgta ggatcactct caaatgagat taaaaacaag gaagcagaga atggtcagag 1380
aatgggattc agattgggaa cttgtgggga tgagagtgc caggttgaac tgggaagtgg 1440
aaaaaggagt ttgagtcact ggcacctaga agcctgcca cgattcctag gaaggctggc 1500
agacaccctg gaaccctggg gagctactgg caaactctcc tggattgggc ctgatttttt 1560
tgggtgggaa ggctgccctg gggatcaact ttcctctgt gtgtggtca ggagttcttc 1620
tgcagagatg gcgctatctt tcctcctcct gtgatgtcct gctcccaacc attgtactc 1680
ttcattacaa aagaaataaa aatattaacg ttcactatgc tgaaaataaa aaaaaaaaaa 1740
aaaaaaaaa 1749

```

<210> SEQ ID NO 15

<211> LENGTH: 2478

<212> TYPE: DNA

<213> ORGANISM: Homo sapiens

<220> FEATURE:

<223> OTHER INFORMATION: NRP1 glucocorticoid receptor-responsive gene

<400> SEQUENCE: 15

```

gcagttggtg aaactcctct gtctcccgt catcttttca ttgctcgttc cctccttcc 60
cgcagacacc cggacctccc ctggcgcca gctcccgcc tccaacgggt ccagaaacaa 120
gccgattttt ttttttttct tcctggaat tggctttggt gtgtgttgc ctacctcct 180
cctccccctc ccaccacag ccccccccg gccttttttt ttttttttt tttttttgag 240
acatggcccg ggcagtggct cctggaagag gaacaagtgt gggaaaagg agaggaagcc 300
ggagctaaat gacagatgc aggcgacttg agacacaaa agagaagcgt tcctctcgga 360
tccaggcatt gcctcgtcgc tttcttttct ccaagacggg ctgaggattg tacagctcta 420
ggcggagttg gggctcttcg gatcgcttag attctcctct ttgctgcatt tccccccacg 480
tctcgttct ccccgctctg cctgcccacc cggagaaggg agaatggaga gggggctgcc 540
gctcctctgc gccgtgctcg cctcgtcct cgcctcgcc ggcgcttttc gcaacgataa 600
atgtggcgat actataaaaa ttgaaagccc cgggtacctt acatctctcg gttatcctca 660
ttcttatcac ccaagtgaag aatgcgaatg gctgattcag gctccggacc cataccagag 720

```

-continued

```

aattatgac aactcaacc ctcaactcga ttggaggac agagactgca agtatgacta 780
cgtggaagtc ttcgatggag aaaatgaaaa tggacatttt aggggaaagt tctgtggaaa 840
gatagccct cctcctgttg tgtcttcagg gccatttctt tttatcaaat ttgtctctga 900
ctacgaaaca catggtgcag gattttccat acgttatgaa attttcaaga gaggtcctga 960
atgttcccag aactacacaa cacctagtgg agtgataaag tccccggat tccctgaaaa 1020
atatcccaac agccttgaat gcaactatat tgtctttgcg ccaaatgatgt cagagattat 1080
cctggaattt gaaagctttg acctggagcc tgactcaaat cctccagggg ggatgttctg 1140
tcgctacgac cggttagaaa tctgggatgg attccctgat gttggccctc acattgggag 1200
ttactgtgga cagaaaaaac caggtcgaat ccgatcctca tggggcattc tctccatggt 1260
tttttacacc gacagcgcga tagcaaaaga aggtttctca gcaactaca gtgtcttgca 1320
gagcagtgtc tcagaagatt tcaaatgtat ggaagctctg ggcatggaat caggagaaat 1380
tcattctgac cagatcacag cttcttccca gtatagcacc aactggctctg cagagcctc 1440
ccgctgaac taccctgaga atgggtggac tcccgagag gattcctacc gagagtggat 1500
acaggtagac ttgggacctc tgcgcttgt cacggctgtc gggacacagg gcgccatttc 1560
aaaagaaacc aagaagaaat attatgtcaa gacttacaag atcgacgta gctccaacgg 1620
ggaagactgg atcaccataa aagaagaaa caaacctgtt ctctttcagg gaaacaccaa 1680
ccccacagat gttgtggttg cagtattccc caaacctg ataactcgat ttgtccgaat 1740
caagcctgca acttgggaaa ctggcatatc tatgagattt gaagtatacg gttgcaagat 1800
aacagattat ccttgcctct gaatgttggg tatggtgtct ggacttattt ctgactcca 1860
gatcacatca tccaaccaag gggacagaaa ctggatgctt gaaaacatcc gcctggtaac 1920
cagtcgctct ggctgggac tccaaccgc acctattcc tacatcaatg agtggctcca 1980
aatagacctg ggggaggaga agatcgtgag gggcatcctc attcagggg ggaagaccg 2040
agagaacaag gtgttcatga ggaagtcaa gatcgggtac agcaacaacg gctcggactg 2100
gaagatgac atggatgaca gcaaacgcaa ggcgaagtct tttgagggca acaacaacta 2160
tgatacacct gagctgcgga cttttccagc tctctccag cgattcatca ggatctacc 2220
cgagagagcc actcatggcg gactggggct cagaatggag ctgctgggct gtgaagtgga 2280
agccctaca gctggaccga ccaactccaa cgggaacttg gtggatgaat gtgatgacga 2340
ccaggccaac tgccacagtg gaacaggtga tgactccag ctcacaggtg gcaccactgt 2400
gctggccaca gaaaagccca cggctataga cagcaccata caatcaggta tcaataaaa 2460
tacgaaatgt gacagatt 2478

```

<210> SEQ ID NO 16

<211> LENGTH: 3372

<212> TYPE: DNA

<213> ORGANISM: Homo sapiens

<220> FEATURE:

<223> OTHER INFORMATION: ACSL5 glucocorticoid receptor-responsive gene

<400> SEQUENCE: 16

```

taaaaccagg aagtgaagtc cccgagcacg ttagaaagcc tgacatggcc tgactcggga 60
cagctcagag cagggcagaa ctggggacac tctgggcccg ccttctgect gcatggacgc 120
tctgaagcca cctgtctctt ggaggaacca cgagcgaggg aagaaggaca gggactcgtg 180

```

-continued

tggcaggaag aactcagagc cgggaagccc ccattcacta gaagcactga gagatgcggc	240
cccctcgcag ggtctgaatt tctctgctgct gttcacaag atgcttttta tctttaactt	300
tttgttttcc ccacttccga ccccgcggtt gatctgcac ctagacattg gagctgccat	360
cttcttggtg ctgatcacca gacctcaacc cgtcttacct cttcttgacc tgaacaatca	420
gtctgtggga attgagggag gagcacggaa gggggtttcc cagaagaaca atgacctaac	480
aagtgtctgc ttctcagatg ccaagactat gtatgaggtt ttccaaagag gactcgtctg	540
gtctgacaat gggccctgct tgggatatag aaaaccaaac cagccctaca gatggctatc	600
ttacaaacag gtgtctgata gagcagagta cctgggttcc tgtctcttgc ataaaggtta	660
taaatcatca ccagaccagt ttgtcggcat ctttgctcag aataggccag agtggatcat	720
ctccgaattg gcttgttaca cgtactctat ggtagctgta cctctgtatg acacctggg	780
accagaagcc atcgtacata ttgtcaacaa ggctgatac gccatggtga tctgtgacac	840
accccaaaag gcattggtgc tgatagggaa tgtagagaaa ggcttcaacc cgagcctgaa	900
ggtgatcatc cttatggacc cctttgatga tgacctgaag caaagagggg agaagagtgg	960
aattgagatc ttatccctat atgatgctga gaacctaggc aaagagcact tcagaaaacc	1020
tgtgctctct agcccagaag acctgagcgt catctgcttc accagtggga ccacaggtga	1080
ccccaaagga gccatgataa cccatcaaaa tattgtttca aatgctgctg cctttctcaa	1140
atgtgtggag catgcttatg agcccactcc tgatgatgtg gccatatacct acctccctct	1200
ggctcatatg tttgagagga ttgtacaggc tgttgtgtac agctgtggag ccagagtgg	1260
attcttccaa ggggatattc ggttgcctggc tgacgacatg aagacttga agcccacatt	1320
gtttcccgcg gtgcctcgac tccttaacag gatctacgat aaggtacaaa atgaggccaa	1380
gacacccttg aagaagtctt tgttgaagct ggctgtttcc agtaaattca aagagcttca	1440
aaaggtatc atcaggcatg atagtttctg ggacaagctc atctttgcaa agatccagga	1500
cagcctgggc ggaagggctc gtgtaattgt cactggagct gccccatgt ccacttcagt	1560
catgacattc ttccgggcag caatgggatg tcagggtgat gaagcttatg gtcaaacaga	1620
atgcacaggt ggctgtacat ttacattacc tggggactgg acatcaggtc acgttgggg	1680
gcccctggct tgcaattaag tgaagctgga agatgtggct gacatgaact actttacagt	1740
gaataatgaa ggagaggtct gcatcaaggg tacaacgtg ttcaaaggat acctgaagga	1800
ccctgagaag acacaggaag ccctggacag tgatggctgg cttcacacag gagacattgg	1860
tcgctggctc ccgaatggaa ctctgaagat catcgaccgt aaaaagaaca ttttcaagct	1920
ggcccaagga gaatacattg caccagagaa gatagaaaat atctacaaca ggagtcaacc	1980
agtgttacia atttttgtac acggggagag cttacggtca tccttagtag gagtgggtgt	2040
tcttgacaca gatgtacttc cctcatttgc agccaagctt ggggtgaagg gctcctttga	2100
ggaactgtgc caaaaccaag ttgtaaggga agccatttta gaagacttgc agaaaattgg	2160
gaaagaaagt ggccctaaaa cttttgaaca ggtcaaagcc atttttcttc atccagagcc	2220
attttccatt gaaaatgggc tcttgacacc aacattgaaa gcaaagcgag gagagctttc	2280
caaatacttt cggaccctaaa ttgacagcct gtatgagcac atccaggatt aggataaggt	2340
acttaagtac ctgccggccc actgtgcact gcttgtgaga aaatggatta aaaactattc	2400
ttacatttgt tttgccttcc ctccattttt tttttaacct gttaaactct aaagccatag	2460

-continued

```

cttttgttt atattgagac atataatgtg taaacttagt tcccaaataa atcaatcctg 2520
tctttcccat cttcgatggt gctaataatta aggcttcagg gctactttta tcaacatgcc 2580
tgtcttcaag atcccagttt atggtctgtg tcttctctca tgatttccaa ccttaatact 2640
attagtaacc acaagttcaa gggcacaagg gaccctctgt gccttctctt ttgtttgtg 2700
ataaacataa cttgccaaca gtctctatgc ttatttacct cttctactgt tcaactaag 2760
agatttttaa attctgaaaa actgcttaca attcatgttt tctagccact ccacaaacca 2820
ctaaaatfff agtttttagc tatcaactcat gtcaatcata tctatgagac aaatgtctcc 2880
gatgctcttc tgcgtaaatt aaattgtgta ctgaaggaa aagtttgatc ataccaaca 2940
tttctctaac tctctagtta gatctctgac ttgggagat taaaaattgg gtctatgaca 3000
tattgtccaa aaggaatgct gttcttaag cattatttac agtaggaact ggggagtaaa 3060
tctgttccct acagtttctg gctgagctgg aagctgtggg ggaaggagtt gacaggtggg 3120
cccagtgaac ttttccagta aatgaagcaa gcaactgaata aaaacctct gaactgggaa 3180
caaagatcta caggcaagca agatgccac acaacaggct tattttctgt gaaggaacca 3240
actgatctcc cccaccttg gattagagtt cctgctctac cttaccaca gataacacat 3300
gttgtttcta cttgtaaatg taaagtcttt aaaataaact attacagata cttaaaaaaa 3360
aaaaaaaaaa aa 3372

```

<210> SEQ ID NO 17

<211> LENGTH: 5243

<212> TYPE: DNA

<213> ORGANISM: Homo sapiens

<220> FEATURE:

<223> OTHER INFORMATION: BICR3 glucocorticoid receptor-responsive gene

<400> SEQUENCE: 17

```

agcgtgagac tgcgcccctc cggcacggaa aaggccaggc gacaggtgtc gcttgaagaag 60
actgggcttg tcttctctgg tgcattgctc gtcggcctct gggcagcagg tttacaaagg 120
aggaaaaacga cttcttctag attttttttt cagtttcttc tataaatcaa aacatctcaa 180
aatggagacc taaaatcctt aaagggactt agtctaactt cgggaggtag tttgtgcat 240
gggtaaacaa attaagtatt aactgggtgt ttactatcca aagaatgcta attttataaa 300
catgatcgag ttatataagg tataccataa tgagtttgat tttgaatttg atttgtggaa 360
ataaaggaaa agtgattcta gctggggcat attgttaaag catttttttc agagttggcc 420
aggcagtctc ctactggcac attctcccat tatgtagaat agaaatagta cctgtgtttg 480
ggaaagattt taaaatgagt gacagttatt tggaaacaaag agctaataat caatccactg 540
caaattaaag aaacatgcag atgaaagttt tgacacatta aaatacttct acagtgacaa 600
agaaaaatca agaacaaagc tttttgatat gtgcaacaaa tttagaggaa gtaaaaagat 660
aaatgtgatg attggtcaag aaattatcca gttatttaca aggccactga tatttttaac 720
gtccaaaagt ttgtttaaat gggctgttac cgctgagaat gatgaggatg agaatgatgg 780
ttgaaggtta catttttaga aatgaagaaa cttagaaaat taatataaag acagtgatga 840
atacaaagaa gatttttata acaatgtgta aaatttttgg ccagggaaag gaatattgaa 900
gttagatata attacttacc tttgagggaa ataattgttg gtaatgagat gtgatgtttc 960
tctgtccacc tggaaacaaa gcattgaagt ctgcagttga aaagcccaac gtctgtgaga 1020

```

-continued

tccaggaac catgcttgc aacctggt aaaaaaaaa aaaaaaaaa aaaaaagcca 1080
cagtgacttg cttattggtc attgctagta ttatcgactc agaacctctt tactaatggc 1140
tagtaaatca taattgagaa attctgaatt ttgacaaggt ctctgctgtt gaaatggtaa 1200
atttattatt tttttgtca tgataaatc tggttcaagg tatgctatcc atgaaataat 1260
ttctgaccaa aactaaattg atgcaattg attatccatc ttagcctaca gatggcatct 1320
ggtaactttt gactgtttta aaaaataaat ccactatcag agtagatttg atgttgctt 1380
cagaaacatt tagaaaaa aaagtcaaa aatgttttca ggaggtgata agtgaataa 1440
ctctacaatg ttagttcttt gagggggaca aaaaatftaa aatctttgaa aggtcttatt 1500
ttacagccat atctaaatta tcttaagaaa atttttaaca aagggatga aatataatc 1560
atgattctgt ttttcaaaa gtaacctgaa tatagcaatg aagttcagtt ttgttattgg 1620
tagtttgggc agagtctctt ttgcagcac ctgttgccta ccataattac agaggacatt 1680
tccatgttct agccaagtat actattagaa taaaaaaact taacattgag ttgcttcaac 1740
agcatgaaac tgagtccaaa agaccaaatg aacaacaca ttaatctctg attatttatt 1800
ttaaataгаа tatttaattg tgtaagatct aatagatca ttatacttaa gcaatcatat 1860
tctgatgat ctatgggaaa taactattat ttaattaata ttgaaaccag gttttaagat 1920
gtgttagcca gtctgttac tagtaaatct ctttatttgg agagaaattt tagattgttt 1980
tgttctcctt attagaagga ttgtagaag aaaaaaatga ctaattggag aaaaattggg 2040
gatatatcat atttcaactga attcaaaatg tcttcagtgg taaatcttac cattatttta 2100
cgtacctcta agaaataaaa gtgcttctaa ttaaataatg atgtcattaa ttatgaata 2160
cttcttgata acagaagttt taaaatagcc atcttagaat cagtgaataa ttgtaattgta 2220
ttattttcct cctttgagtt aggtctgtg ctttttttcc ctggcacta aatttcacia 2280
tttcaaaaa gcaaaataaa catattctga atatttttgc tgtgaaacac ttgacagcag 2340
agctttccac catgaaaaga agcttcatga gtcacacatt acatctttgg gttgattgaa 2400
tgccactgaa acattctagt agcctggaga agttgacct cctgtggaga tgccctccat 2460
taaatggcat cctgatggct taatacacat cactcttctg tgaagggttt taattttcaa 2520
cacagcttac tctgtagcat catgtttaca ttgtatgtat aaagattata caaagggtgca 2580
attgtgtatt tcttcttaa aatgtatcag tataggattt agaatctcca tgttgaact 2640
ctaaatgcat agaaataaaa ataataaaa atttttcatt ttggcttttc agcctagtat 2700
taaaactgat aaaagcaaag ccactgcaaa aactacctcc ctgagaaaag gctagtccct 2760
tttcttcccc attcatttca ttatgaacat agtagaaaac agcatattct tatcaaat 2820
gatgaaaagc gccaacacgt ttgaaactgaa atacgacttg tcatgtgaaac tgtaccgaat 2880
gtctacgtat tccacttttc ctgctggggg tctgtctca gaaaggagtc ttgctcgtgc 2940
tggtttctat tacactgggtg tgaatgacaa ggtcaaatgc ttctgtgtg gectgatgct 3000
ggataactgg aaaagaggag acagtctac tgaaaagcat aaaaagtgt atcctagctg 3060
cagattcgtt cagagcttaa attccgttaa caacttgaa gctacctctc agcctacttt 3120
tccttcttca gtaacaaat ccacacactc attacttccg ggtacagaaa acagtggata 3180
tttccgtggc tcttattcaa actctccatc aaatctgta aactccagag caaatcaaga 3240
ttttctgccc ttgatgagaa gttcctacca ctgtgcaatg aataacgaaa atgccagatt 3300

-continued

```

acttactttt cagacatggc cattgacttt tctgtcgcca acagatctgg caaaagcagg 3360
cttttactac ataggacctg gagacagagt ggcttgcttt gcctgtggtg gaaaattgag 3420
caattgggaa ccgaaggata atgctatgtc agaacacctg agacattttc ccaaatgccc 3480
atztatagaa aatcagcttc aagacacttc aagatacaca gtttctaate tgagcatgca 3540
gacacatgca gcccgttta aacattctt taactggccc tctagtgttc tagttaatcc 3600
tgagcagctt gcaagtgcgg gttttatta tgtgggtaac agtgatgatg tcaaatgctt 3660
ttgctgtgat ggtggactca ggtgttggga atctggagat gatccatggg ttcaacatgc 3720
caagtgggtt ccaaggtgtg agtacttgat aagaattaa ggacaggagt tcatccgtca 3780
agttcaagcc agttaccctc atctacttga acagctgcta tccacatcag acagcccagg 3840
agatgaaaat gcagagtcac caattatcca ttttgaacct ggagaagacc attcagaaga 3900
tgcaatcatg atgaatactc ctgtgattaa tgctgccctg gaaatgggct ttagtagaag 3960
cctggtaaaa cagacagttc agagaaaaat cctagcaact ggagagaatt atagactagt 4020
caatgatctt gtgtagact tactcaatgc agaagatgaa ataaggaag aggagagaga 4080
aagagcaact gagggaaaag aatcaaatga tttattatta atccggaaga atagaatggc 4140
actttttcaa catttgactt gtgtaattcc aatcctggat agtctactaa ctgccggaat 4200
tattaatgaa caagaacatg atgttattaa acagaagaca cagacgtctt tacaagcaag 4260
agaactgatt gatacgattt tagtaaaagg aaatattgca gccactgtat tcagaaactc 4320
tctgcaagaa gctgaagctg tggttatatga gcatttattt gtgcaacagg acataaaaata 4380
tattcccaca gaagatggtt cagatctacc agtggagaa caattgcgga gactacaaga 4440
agaaagaaca tgtaaagtgt gtatggacaa agaagtgtcc atagtgttta ttccctgtgg 4500
tcatctagta gtatgcaag attgtgtccc ttctttaaga aagtgtccta tttgtaggag 4560
tacaatcaag ggtacagttc gtacatttct tcatgaaga agaaccaaaa catcgtctaa 4620
actttagaat taatttatta aatgtattat aactttaact tttatcctaa tttggtttcc 4680
ttaaaatttt tatttattta caactcaaaa aacattgttt tgtgtaacat atttatatat 4740
gtatctaac catatgaaca tatattttt agaaactaag agaatgatag gcttttgctc 4800
ttatgaacga aaaagaggta gcactacaaa cacaatattc aatcaaaatt tcagcattat 4860
tgaaattgta agtgaagtaa aacttaagat atttgagtta accttaaga attttaata 4920
ttttggcatt gtactaatac cgggaacatg aagccagggtg tgggtggtatg tgccgtagt 4980
cccaggctga ggcaagagaa ttacttgagc ccaggagttt gaatccatcc tgggcagcat 5040
actgagaccc tgcccttaaa aacaacaga acaaaaacaa aacaccaggg acacatttct 5100
ctgtcttttt tgatcagtg cctatacatc gaaggtgtgc atatatgttg aatgacattt 5160
tagggacatg gtgtttttat aaagaattct gtgagaaaa atttaataaa gcaacaaaaa 5220
ttactcttaa aaaaaaaaaa aaa 5243

```

<210> SEQ ID NO 18

<211> LENGTH: 1579

<212> TYPE: DNA

<213> ORGANISM: Homo sapiens

<220> FEATURE:

<223> OTHER INFORMATION: NNMT glucocorticoid receptor-responsive gene

<400> SEQUENCE: 18

-continued

```

gaggaggtgc ttgccagaca ctgggtcatg gcagtggtcg gtgaagctgc agttgcctag 60
ggcaggggatg gagagagagt ctgggcatga ggagagggtc tgggatggt ttgctggact 120
agattttaca gaaagcctta tccaggcttt taaaattact ctttcagac ttcactctgag 180
actccttctt cagccaacat tccttagccc tgaatacatt tcctatcctc atctttccct 240
tctttttttt cctttctttt acatgtttaa atttaaacca ttcttcgtga ccccttttct 300
tgggagatgc atggcaagaa cgagaagaat gatgggtcct gttaggggat gtctctctc 360
tctgaacttt ggggtcctat gcattaaata attttcctga cgagctcaag tgctccctct 420
ggtctacaat ccctggcggc tggccttcat ccctgggca agcattgcat acagctcatg 480
gccctccctc taccataccc tccaccccgc ttcgctaag ctccctctc cggaatttc 540
atcatttctt agaacagcca gaacatttgt ggtctatttc tctgttagtg ttaaccaac 600
catctgttct aaaagaaggg ctgaactgat ggaaggaatg ctgttagcct gagactcagg 660
aagacaactt ctgcagggtc actccctggc ttctggagga aagagaagga gggcagtgtc 720
ccagtggtac agaagtgaga cataatgaa tcaggcttca cctccaagga cacctatcta 780
agccatttta accctcggga ttacntagaa aaatattaca agtttggttc taggcactct 840
gcagaaaagc agattcttaa gcacctctg aaaaatcttt tcaagatatt ctgctagac 900
ggtgtgaagg gagacctgct gattgacatc ggctctggcc ccactatcta tcagctcctc 960
tctgctgtg aatcctttaa ggagatcgtc gtcactgact actcagacca gaacctgcag 1020
gagctggaga agtggtgaa gaaagagcca gaggccttg actggtccc agtggtgacc 1080
tatgtgtgtg atcttgaagg gaacagatc aagggtccag agaaggagga gaagttgaga 1140
caggcgggtca agcagggtct gaagtgtgat gtgactcaga gccagccact gggggccgctc 1200
cccttcccc cggtgactg cgtgctcagc acaactgtgc tggatgccgc ctgccagac 1260
ctccccacct actgcagggc gctcaggaac ctccggcagc tactgaagcc agggggcttc 1320
ctggtgatca tggatgcgct caagagcagc tactacatga ttggtgagca gaagttctcc 1380
agcctcccc tgggcccggga ggcagtagag gctgctgtga aagaggctgg ctacacaatc 1440
gaatggttg aggtgatctc gcaaagtat tctccacca tggccaaca cgaaggactt 1500
ttctccctgg tggcgaggaa gctgagcaga cccctgtgat gcctgtgacc tcaattaaag 1560
caattccttt gacctgtca 1579

```

<210> SEQ ID NO 19

<211> LENGTH: 980

<212> TYPE: DNA

<213> ORGANISM: Homo sapiens

<220> FEATURE:

<223> OTHER INFORMATION: IGFBP6 glucocorticoid receptor-responsive gene

<400> SEQUENCE: 19

```

gcgggcgcg gcagcagctg cgctgcgact gctctggaag gagaggacgg ggcacaaacc 60
ctgaccatga cccccacag gctgctgcca ccgctgctgc tgetgctage tctgctgctc 120
gctgccagcc caggagcgcc cttggcgcg tggccaggct gcgggcaagg ggtgcaggcg 180
ggttgtccag ggggctcgt ggaggaggag gatgggggt gccagccga gggctgcgctg 240
gaagctgagg gctgtctcag gagggagggg caggagtgcg ggtctacac ccctaactgc 300
gccccaggac tgcagtgcc tccgccaaag gacgacgagg cgccttgctg ggcgctgctg 360

```

-continued

```

ctcggccgag gccgctgct tccgccccgc ggcctgctg ttgcagagga gaatcctaag 420
gagagtaaac cccaagcagg cactgccccg ccacaggatg tgaaccgcag agaccaacag 480
aggaatccag gcacctctac cagcgcctcc cagcccaatt ctgcggtgtg ccaagacact 540
gagatgggccc catgccgtag acatctggac tcagtgtctg agcaactcca gactgaggtc 600
taccgagggg ctcaaacact ctacgtgccc aattgtgacc atcgaggctt ctaccggaag 660
cggcagtgcc gctcctccca ggggcagcgc cgaggteect gctggtgtgt ggatcggatg 720
ggcaagtccc tgccagggtc tccagatggc aatggaaget cctcctgccc cactgggagt 780
agcggctaaa gctgggggat agaggggctg cagggccact ggaaggaaca tggagctgtc 840
atcactcaac aaaaaaccga ggccctcaat ccaccttcag gccccgccc atgggcccct 900
cacgctggtg tgaaaagagt gttggtgtg gctggggtgt caataaagct gtgcttgggg 960
tcgctgaaaa aaaaaaaaaa 980

```

<210> SEQ ID NO 20

<211> LENGTH: 7346

<212> TYPE: DNA

<213> ORGANISM: Homo sapiens

<220> FEATURE:

<223> OTHER INFORMATION: PLXNC1 glucocorticoid receptor-responsive gene

<400> SEQUENCE: 20

```

gcgaggagga aacgggtgcc gagcgcgcag ggcttgtctc cgccaccgcc gctgcacagg 60
ctgccggagc gagcctgccg cgcgcgccc tccccgtct ccttctggg cgagctgcgg 120
ggatggggcg gccgcgggag cccgagcgcg cgcaggaacc gccgccgccg ccgcccgcgt 180
ctcgttgcc gcgcgctga gccgcgctc cgcgcgccc cctgcccgg gggcggcccc 240
cccagcccc tgagggtctc ccggaggaag gcgcgcgcg gccccccgcg cccgcgagcg 300
cactgcccc tgctcgccta tctgtggca ctggcggctc ccggccgggg cgcggacgag 360
cccgtgtggc ggtcggagca agccatcgga gccatcgcg cgagccagga ggacgvcgtg 420
tttgtggcga gcggcagctg cctggaccag ctggactaca gcctggagca cagcctctcg 480
cgctgtacc gggaccaagc gggcaactgc acagagccgg tctcgtggc gccccccgcg 540
cggccccgcg ccgggagcag cttcagcaag ctgctgctgc cctaccgca gggggcggcc 600
ggcctcgggg ggctgctgct caccggctgg acctcgacc ggggcgcctg cgaggtgagg 660
cccctgggca acctgagccg caactccctg cgcaacggca ccgaggtggt gtcgtgccac 720
ccgcagggct cgacggcccg cgtggtgtac cgcgcgggcc ggaacaaccg ctggtacctg 780
gcggtggcgg ccacctactg gctgctgag ccggagacgg cgagccgctg caaccccgcg 840
gcatccgacc acgacacggc catcgcgctc aaggacacgg aggggcgcag cctggccacg 900
caggagctgg ggcgcctcaa gctgtgcgag ggcgcgggca gcctgcaact cgtggacgcc 960
tttctctgga acggcagcat ctacttcccc tactaccct acaactacac gagcggcgt 1020
gccaccggct ggcccagcat ggcgcgcatc gcgcagagca ccgaggtgct gttccagggc 1080
caggcatccc tcgactgcgg ccacggccac cccgacggcc gccgcctgct cctctctctc 1140
agcctagtgg aggccttga cgtctggcg ggagtgtca gcgcggccgc tggagagggc 1200
caggagcggc gctccccac caccacggcg ctctgcctct tcagaatgag tgagatccag 1260
gcgcgcgcca agagggtcag ctgggacttc aagacggccg agagccactg caaagaagg 1320

```

-continued

gatcaacctg aaagagtcca accaatcgca tcatctacct tgatccattc cgacctgaca	1380
tccgtttatg gcacctgggt aatgaacagg actgttttat tcttggggac tggagatggc	1440
cagtacttta aggttattct tgggtgagaat ttgacttcaa attgtccaga ggttatctat	1500
gaaattaaag aagagacacc tgttttctac aaactcgttc ctgatcctgt gaagaatatic	1560
tacatttatic taacagctgg gaaagagggtg aggagaattc gtgttgcaaa ctgcaataaa	1620
cataaatcct gttcggagtg ttaacagacc acagaccctc actcgggttg gtgccattcg	1680
ctacaaagggt gcacttttca aggagattgt gtacattcag agaacttaga aaactggctg	1740
gatatttcgt ctggagcaaa aaagtgcctc aaaattcaga taattcgaag cagtaaagaa	1800
aagactacag tgactatggt gggaaagcttc tctccaagac actcaaagtg catgggtgaag	1860
aatgtggact ctagcagggg gctctgccag aataaaagtc agcccaaccg gacctgcacc	1920
tgtagcatcc caaccagagc aacctacaaa gatgtttcag ttgtcaacgt gatgttctcc	1980
ttcggttctt ggaatttatic agacagattc aactttacca actgctcatic attaaaagaa	2040
tgcccagcat gcgtagaaa tggctgcccg tgggtgtaaaa gtgcaagaag gtgtatccac	2100
cccttcacag cttgcgaccc ttctgattat gagagaaacc aggaacagtg tccagtggct	2160
gtcggagaaga catcaggagg aggaagacc aaggagaaca aggggaacag aaccaaccag	2220
gctttacagg tcttctacat taagtccatt gagccacaga aagtatcgac attagggaaa	2280
agcaacgtga tagtaacggg agcaaaactt acccgggcat cgaacatcac aatgatcctg	2340
aaaggaacca gtacctgtga taaggatgtg atacaggtta gccatgtgct aaatgacacc	2400
cacatgaaat tctctcttcc atcaagccgg aaagaaatga aggatgtgtg tatccagttt	2460
gatgggtggga actgctcttc tgtgggatcc ttatcctaca ttgctctgcc acattgttcc	2520
cttatatttc ctgctaccac ctggatcagt ggtggtcaaa atataaccat gatgggcaga	2580
aattttgatg taattgacaa cttaatcatt tcacatgaat taaaaggaaa cataaatgtc	2640
tctgaaatatt gtgtggcgac ttactgccc tttttagccc ccagtttaa gagttcaaaa	2700
gtgcccacga atgtcactgt gaagctgaga gtacaagaca cctacttggg ttgtggaacc	2760
ctgcagtatic gggaggacc cagattcacg gggatcggg tggaatccga ggtggacaca	2820
gaactggaag tgaataatca aaaagaaaat gacaacttca acatttccaa aaaagacatt	2880
gaaattactc tcttccatgg ggaaaatggg caattaaatt gcagttttga aaatattact	2940
agaaatcaag atcttaccac catcctttgc aaaattaaag gcatcaagac tgcaagcacc	3000
attgccaaact cttctaagaa agttcgggtc aagctgggaa acctggagct ctacgtcgag	3060
caggagttag ttccttccac atggatattt ctgattgtgc tccctgtctt gctagtgatt	3120
gtcatttttg cggccgtggg ggtgaccagg cacaaatcga aggagctgag tcgcaaacag	3180
agtcaacaac tagaattgct ggaaagcgag ctccggaaag agatacgtga cggctttgct	3240
gagctgcaga tggataaatt ggatgtggtt gatagttttg gaactgttcc cttccttgac	3300
tacaaacatt ttgctctgag aactttcttc cctgagtcag gtggcttccac ccacatcttc	3360
actgaagata tgcataacag agacgccaac gacaagaatg aaagtctcac agctttggat	3420
gccctaactc gtaataaaag ctttctgtt actgtcatcc acaccctga aaagcagaag	3480
aacttttctg tgaaggacag gtgtctgtt gctccttcc taaccattgc actgcaaac	3540
aagctggtct acctgaccag catcctagag gtgctgacca gggacttgat ggaacagtg	3600

-continued

agtaacatgc agccgaaact catgctgaga cgcacggagt ccgtcgtcga aaaactcctc	3660
acaaactgga tgtccgtctg cctttctgga tttctccggg agactgtcgg agagcccttc	3720
tatttgctgg tgacgactct gaaccagaaa attaacaagg gtcccgtgga tgtaatcaact	3780
tgcaaagccc tgtacacact taatgaagac tggctgttgt ggcagggtcc ggaattcagt	3840
actgtggcat taaacgtcgt ctttgaaaa atcccggaaa acgagagtgc agatgtctgt	3900
cggaatattt cagtcaatgt tctcgactgt gacaccattg gccaaagcaa agaaaagatt	3960
ttccaagcat tcttaagcaa aaatggctct ccttatggac ttcagcttaa tgaaattggt	4020
cttgagcttc aaatggggac acgacagaaa gaacttctgg acatcgacag ttctccgtg	4080
attcttgaag atggaatcac caagctaac accattggcc actatgagat atcaaatgga	4140
tccactataa aagtctttaa gaagatagca aattttactt cagatgtgga gtactcggat	4200
gaccactgcc atttgatttt accagattcg gaagcattcc aagatgtgca aggaaagaga	4260
catcgagggg agcacaagtt caaagtaaaa gaaatgtatc tgacaaagct gctgtcgacc	4320
aagggtggca ttcattctgt gcttgaaaa ctttttagaa gcatttggag tttaccaac	4380
agcagagctc catttgcctat aaaactctt tttgactttt tggacgcca ggctgaaac	4440
aaaaaaaa ca gatcctga cgtcgtacat atttgaaaa caaacagcct tctcttctgc	4500
ttctgggtaa acatcctgaa gaaccctcag tttgtctttg acattaagaa gacaccacat	4560
atagacggct gtttgcctag gattgcccag gcattcatgg atgcattttc tctcacagag	4620
cagcaactag ggaaggaagc accaactaat aagcttctct atgccaagga tatccaacc	4680
tacaaagaag aagtaaaatc ttattacaaa gcaatcaggg atttgcctcc attgtcatcc	4740
tcagaaatgg aagaattttt aactcaggaa tctaagaaac atgaaaatga atttaatgaa	4800
gaagtggcct tgacagaaat ttacaaatc atcgtaaaat attttgatga gattctaaat	4860
aaactagaaa gagaacgagg gctggaagaa gctcagaaac aactcttga tgtaaaagtc	4920
ttatttgatg aaaagaagaa atgcaagtgg atgtaagcac tctggggcct ggcttaatct	4980
ggcaaatgct ttcagacgac ttgggagcaa aatggctgct tgagctactc tgtgtcgtta	5040
atttgttgtt tgcacatagg ttccaacttg ggcactgtct ttttaagaga ccaaggcaca	5100
tgacagcct ttagaaaagca taccaacctc tgtgcctgtg tgtataccgt gggaaacctt	5160
ctgtaaatag agttgaagtg gttgttgcaa acagcctcct tgtttacaga gaatacaagg	5220
ccagtaagcg aatgtcagta ttgtaactac agtctccact taagcacaat gatataagtg	5280
gttttgtttg aaaactacag ctatgtagca cttgtgctac actgcacctc tgcattgtaa	5340
agggatactg ccagtgtcga aaacaaaatg tgaaatgagt catttggaaa caaggtgggg	5400
gtgttagggc aaacctcagag atttgacgca ttgaaacttt ccccagtagt tcttgaaaa	5460
gctgaccgca gaatttggtg gtgtacactt agcatttgtg agtgtgtgtg tgtgtttaa	5520
ccaaaaacta acagtgttgc aacattgttg aaagggtcgt tgttttctag tggatcatca	5580
ctgcaactca tcaaaactc acctcatttca ccaaggagct ctaaagtaag gagagtgggc	5640
tttattttaa tgaacagcat ttaaccaga tactttgtcc taatgtatgt tcttttctt	5700
catctgtttt ttcatactaa atgtatttga tagtggacat gttggatatt atacaaaaa	5760
atcattaatt catttctgtt ccaaaacctt tgatcagaac gatctgtgga agagtaactc	5820
catttctata tgagtgagtg tctccttgc ttagatttct ggtgaacctc gtggttatga	5880

-continued

```

atacttgtgt gtgatttaaa aaaaaaaaaa tacattttac atttcatcga attgctgttc 5940
acactggagt attatatata aatatatata tttgaggccc aaggcctgaa aaatattagt 6000
atacaacttg gtatcttagt cttactatgt actttttgaa agtattcctc gcaggagaaa 6060
gaatttaaaa taccattttt attcatgcct ttctttttaa agaatttctc atccagttat 6120
actgtagtct ttttagtgct gattttttaa ttctgaatt tttgctgtc atgaccagtt 6180
ttaataccac tgtgttttcc ttctattaaa ccagaagaag taaacagcat aattggcaac 6240
tcttgagctt ttcttggtgc aggcacctt tacccttggg gctccaaatc ccccatctag 6300
gaaagaaaat tttttcaagt caaataacat tgatcacata ttccttgaaa tcatttacca 6360
acactgtatg gagcattagg atttaaatat gaatttgtct taaaggcaat tcctttttgc 6420
ttctgtatta tctggaaaag catgagagag gtgacacctc acaaaactga tcagagaaaa 6480
taagcagtta ctacctgat aggcacctc ccaatcctgt tgcttttgac cattgtctgt 6540
ccaacggaca cacctcaaac aaacaaaact accaaataga tgacagatca gaataaaggt 6600
gagaggtctg gtccccattg aaggctgcta cagtcttcaa agaggtgaag gagttcataa 6660
gagaacaaca gtaggaaagt tgagagccaa gggtaggaga gttgcccaca agacttcccc 6720
tactacttta gggtagtgaa aactcaagg atcagctaca gctttatcta agtatttact 6780
aaatgctaca tgagggtgtc cctgtccagc tttctggcac atgagtcctg tgtggagagt 6840
tacctctct tccagggact gtgctgttgg gaactttggg caagtcaact acctcttgt 6900
gcctcaatt ctgtataata tttctaagct acctactga ggtggtatga agattcacta 6960
atgtatgtag cgtgtttgtc aatcctccag tgaaaagcac tatctagatc acattttgga 7020
tcacattagc caaatgcagt aaatggccaa attagatgtg tgctgaagac aatcagtcac 7080
tgggtctata ttaaacagca accagagcaa caaatggcaa acaatttcta ttttcaagtt 7140
tctttgcata ttttttggg gcaaaacct ttataaact ttttttcta cactagtgtc 7200
tacagcagca ttcaaaaaa ttctgttacc tttctgtat taggatttaa agtctatttc 7260
ttattgtata cctgattgaa gctgttcttg gagatgaatg ttttaaatgt ctatatccaa 7320
aaaataaaca ttttgatgta actgtg 7346

```

<210> SEQ ID NO 21

<211> LENGTH: 2828

<212> TYPE: DNA

<213> ORGANISM: Homo sapiens

<220> FEATURE:

<223> OTHER INFORMATION: SLC46A3 glucocorticoid receptor-responsive gene

<400> SEQUENCE: 21

```

agaacagtga cagcgccgcg gcagccgacc cgcctcctc ggcggacagc gatgctcagc 60
tggctgcggc cgagtcacgc cctagcgtg gcagggccgc tgaccgaccg acggaggcgc 120
cgattggcgc attgtccact gcgcagaagg agcagctgct ccgcccccg ccgccccgcg 180
ctgaggccga ggtccgagg gcccggggga agccgagggc tgccggagaa ccctgcaggt 240
gtcactcggg acgcggaagt gcgcttgcg aggtttgctt tacaatacgc ttgagactcc 300
ccgacaagcg taatttggtc gatttcgacg ggaaagtact cccccacc cagcgccggc 360
cgcgtagtcc gaggttactg tccccggcgc gtcctctgtt gccccagtc agaggctgcc 420
cttgaaccgc ggcgcgcaag agcgcagggc atccgaggcg acagcccctg gcacggcccc 480

```

-continued

acctgtacce agcctggcag gaagactgta atcgtgggaa tacagctacc taccagga	540
atatgaagat tttatttga gaacctgcca ttttccttag tgcatttgc atgactttga	600
cgggtccact gacaacgcaa tatgtttatc ggagaatatg ggaagaaact ggcaactaca	660
ctttttcacc tgatagcaat atttctgagt gtgaaaaaaaa caaaagcagc ccaatttttg	720
cattccagga ggaagtccag aaaaaagtgt cacgttttaa tctgcagatg gacataagtg	780
gattaattcc tggctctagt tctacattca tacttttgc tattagtgat cactacggac	840
gaaaattccc tatgattttg tcttcogttg gtgctcttgc aaccagcgtt tggctctgtt	900
tgctttgcta ttttgccctt ccattccagc ttttgattgc atctacctc attgggtgat	960
tttgggcaa ttataccaca ttttggggag cttgcttgc ctatatagtt gatcagtgta	1020
aagaacacaa acaaaaaaca attcgaatag ctatcattga ctttctactt ggacttgta	1080
ctggactaac aggactgtca tctggctatt ttattagaga gctaggtttt gagtggctgt	1140
ttctaattat tgcctgtctt cttgctgtta atttgatcta tattttattt tttctcggag	1200
atccagtga agagtgttca tctcagaatg ttactatgct atgtagtga ggcttcaaaa	1260
acctatttta ccgaacttac atgcttttta agaatgcttc tggtaagaga cgatttttgc	1320
tctgtttgtt actttttaca gtaatcactt attttttgtt ggtaattggc attgccccaa	1380
tttttatcct ttatgaattg gattcaccac tctgctggaa tgaagttttt ataggttatg	1440
gatcagcttt gggtagtgcc tcttttttga ctagtctctt aggaatatgg cttttttctt	1500
attgtatgga agatattcat atggccttca ttgggatttt taccacgatg acaggaatgg	1560
ctatgaccgc gtttgccagt acaaacactga tgatgttttt agccagggtg ccgttccttt	1620
tcactattgt gccattctct gttctacggt ccatgttgc aaaagtgggt cgttcgactg	1680
aacaaggtag cctgtttgct tgtattgctt tcttagaaac acttgaggga gtcactgcag	1740
tttctacttt taatggaatt tactcagcca ctgctgcttg gtaccctggc ttcactttcc	1800
tgtgtctgc tggctgttga ctacttccag ccatcagctt atgtgttgc aagtgtacca	1860
gctggaatga gggaaagctat gaacttctta tacaagaaga atccagtga gatgcttcag	1920
acagagcctg ttaagctgct attgatagtc ggagcttata tactgtgact tctgaagact	1980
atacatgaat tccacaatca gtgctttgtt gatacaaaat ccttaaaagg gaggcacttt	2040
aaagaatatg tatttttcc ttttcttaat atgtttcacc ggtgacagge atgataatat	2100
ttctatatgt aatgggtaat tgggaaaaaa tagatgataa ataaaattgc tctaaagaag	2160
ttaaaaaact gaatgaacag ctaactactg tataaagtaa ctaatgtttg gagccaacat	2220
ttgttccttg tgtcagcaaa aggatattca cattccatga tccctggctg agaattctgc	2280
ctctagtctt tcttaccag ctgctgtcta tccctgttca attataaata ctgctaaggg	2340
catttttaaa atacgatctt gtactcctta aatttgaac cgtcagcacg gtcactcata	2400
ggaaaatgat caaacaagca agccagctat gatttgactc ctteccatct catttcttac	2460
tgcttaccg tcatcctgag gtccaccttg gtctctaaaa acaccatgtg ttctcatgce	2520
tccatgtctt ttcacacact gttccatttg ctcttctccc cacattacat tgaactttc	2580
aagcctcagt cgaaacattg cttcttctgg atagcagcct tcttgacac cctcctcact	2640
cccagctcc tacagggctt ccatagctct ttgtgtgcac ttcgatccca gcattttcca	2700
tgcacttgta attgtttctg ctacctgaca atcatcgctt tgagtaactgg gacaacctt	2760

-continued

```

gattactcat tatatcctca ataatatatt gttgaactaa aaaaaaaaaa aaaaaaaaaa 2820
aaaaaaaaa 2828

<210> SEQ ID NO 22
<211> LENGTH: 2840
<212> TYPE: DNA
<213> ORGANISM: Homo sapiens
<220> FEATURE:
<223> OTHER INFORMATION: C14orf139 glucocorticoid receptor-responsive
gene

<400> SEQUENCE: 22
gtttttgtgc agaacacgcc cctccogtct ttgtcctggc ggtgagcacc cagggctaag 60
cttttgaaca ctttctttgt gtttgatttc agcccaggca atgcatatth gctttcattt 120
cttcttgagc ttgaggagct cctgggtgca aatcttgaa aatgaggatc tctgagcctt 180
tccaggccag ctctttgttt tgtagcagac aattgagget ttgaaaagga aagtgggtgg 240
gggcacccca cagggtggccc tcatcaccca attgcccagt cctgcaggct gcttcagcag 300
aggcccagag tcaaagagga cttaaaacca gctgtcgttt ctccccttagc ttctgtgtat 360
gagagaaacg acttctgttt ttcaaagtaa gaacaaggag gaatttgttt ctaaaagaac 420
attaaaacac aggctcgtgg tctaaaagca aatggttcag caggatgttc agggccttaa 480
agcacagtca gcaggactca gcatctccca gcacctgctc tccggttgct atggtaacat 540
catccccaac ccaaccacct tgtccagccg agagacagca atcataagga gggacctcgg 600
ttcccccca ggatcctggg ctctctttct gaaacgcttg cttctgagct cagcaaccag 660
gaacaccagg ccagcccacc cccagcacct ctgtggagat gagggacaaa gtccctacagt 720
ccctcttctt gttctgatga gaaagggagg gaagaaaaca taccctgagc gcctgcaata 780
tggatcatgac actttcaaaa agcctgtgct atggagtcac gatcagaaac cagagtgtgg 840
agagggctcag cagcctgctc cagagcagcc agctaggccg ggagtggtaa atttgggact 900
tgtaccagag catgactggc tccgagccca gtgctccact ctatggaatg ttccctgggc 960
ctcagttgct ttcccttctt ttgcaggccg cgggctgctg ccactctggc agctggtgag 1020
ttagctggag ggcaacatc caaagcaggg gcagcatgct gctttctctc tgtgccact 1080
cctgcgggga agtccgttga ctcccaccgc tgaagggagc tggcaacacc aggatgaggt 1140
cccaggggac gggagcaggt acccactgct tgtctacctt cccactggaa aagcacggac 1200
aggccagccc ttgcgggggc aggcagagga cagagtgggc tttgcgcggt ctctgcctgc 1260
tgagcagttc caattcctct catgggagaa acaaggaggc agtcgcttgt gcatgttcca 1320
gaagttttac tggggaggag gaagcggaca gaggaagctg tgtgtgcatg tgaaggggtg 1380
ggcaggggtg gagggatgca cgcgtatgtg agcatagcat gtgtgagtac tacacacatc 1440
tccatgcaga agcacaactg ggcagccctg gcttccagct ctgggcttca gcacaacaga 1500
caccagcctg tggctctctca gaagccaggg agaccacatc gggctcagga cgttttacc 1560
aaagtccaga gtttttatgc ctctccctgg cattctccat aaagaaggga aggtcagatg 1620
acccttaga tctgtgtcat ctgggaatth ccttgggctg gtttagacac gatgcctct 1680
ttttctcagg atagcagata acctgctttg aaagagggt taattctgtg ggtcctaaat 1740
tttctcttt ctctctctct ttctgtgtgt gtgtgttggg aaaatggcaa gtttccaata 1800
ccagctttgg aggaacgatt acgttttccc tccaatttca agtccgaaag accagagccc 1860

```

-continued

```

tcattccaaa gccccccacc cagatggatt ttttcgttcc atttgcate cgtcccatgg 1920
gagggcccca tgtctcctca gaacccatcc tggaggcagc aggtcgggta gagtgagttt 1980
ggcctgctca tgacctccac ccctgagatt gtgaacaagg atgtctgggg cgatgctgag 2040
aatgtttttg aagctgctcc cagatgacgc tgatgatecac accagattga gtgctgcat 2100
cgccttgagt ccaacctctg cataaacgag gttctcataa acaagttcac tctaccctaa 2160
gctaagtcta tgtgagcaaa cccacttcat cctttgtacc tggagacctg gttacactaa 2220
cctgatactg acctgttcat gtagctggaa tgggtgtgtt catgcagtgt ggaccaagca 2280
atggcatggg gtgtgtgtgt gtgtgtgtgt gtgtctgtgt gtgtgtgttt gtgtatgctg 2340
tcacacttgt gtgtgtatata gtgcatgtag atgctgcata aatgattttt gatgtcaaag 2400
acaaacacat tccattgttt taaatattct attatgtaaa caatacgcag agggaccata 2460
tctactcttg tcatattatt tgtgatggta aaacatgcat ttgcaataaa ttaagctttc 2520
tgggaaggca agcagatttg gagccaaaac actgtctcgg aacatgtgtg tgttatctcg 2580
gttcataatca agtccaaagc taatggagcc tccccgccca tccagggagg aacaccagga 2640
ccccggagtt tcttcttagt gctatatttt aaagttgcat tgacgttttc ctccccttcc 2700
ttttgtgcaa gttggaagta gcagtgttct aaaagatggt ttgacgtttt tgctgttgtt 2760
ttatgttttt aaaaatgtat ctgctttgtg tttggaaata aaaatctcta tttgtgtcta 2820
tgaaaaaaaa aaaaaaaaaa 2840

```

<210> SEQ ID NO 23

<211> LENGTH: 2309

<212> TYPE: DNA

<213> ORGANISM: Homo sapiens

<220> FEATURE:

<223> OTHER INFORMATION: PIAS1 glucocorticoid receptor-responsive gene

<400> SEQUENCE: 23

```

gccccggcgg gccccggcgg gcccaggccg gctagagggg cgggtctagc ggcggccccc 60
ggcgaagtcc actgcctctg cgctgacaga cgcaagatgg cggacagtgc ggaactaaag 120
caaatgggta tgagccttag agtttctgaa ctccaagtac tgttgggcta cgcggggaga 180
aacaagcacg gacgcaaaca cgaacttctc acaaaagccc tgcatttctt aaaggctggc 240
tgtagtcctg ctgtgcgaaat gaaaattaag gaactctata ggcggcgggt cccacagaaa 300
atcatgacgc ctgcagactt gtccatcccc aacgtacatt caagtcttat gccagcaact 360
ttgtctccat ctaccattcc acaactcact tacgatggtc acctgcatac atcgccatta 420
ctccctgttt ctcttctggg acctaaacat gaactggaac tcccacatct tacatcagct 480
cttcaccagg tccatccgga tataaaactt caaaaattac cattttatga tttactggat 540
gaactgataa aaccaccag tctagcatca gacaacagtc agcgtttctg agaaacctgt 600
tttgcatthy ccttgacacc acaacaagtg cagcaaatca gtagtccat ggatatttct 660
gggacaaaat gtgacttccac agtacagtc cagttaaggt tttgtttatc agaaaccagt 720
tgtccacaag aagatcactt cccacccaat ctttgtgtga aagtgaatac aaaaccttgc 780
agccttccag gttaccttcc acctacaaaa aatggcgtgg aaccaaagcg acccagccga 840
ccaattaata tcacctcact tgtccgactg tccacaacag taccaaacac gattgttgtt 900
tcttgactg cagaaattgg aagaaactat tccatggcag tatatcttgt aaaacagttg 960

```


-continued

```

tctcaacag ttcttcttca gaggttacga gcaaaggaa taaggaatcc ggatcattct 1020
agagctttaa ttaaagagaa gttgactgcg gatccagaca gtgaaatagc tacaaccagc 1080
ctaagggttt ctctactatg tccacttggg aaaatgcggc tgacaattcc gtgtcgggcc 1140
cttaccatggt ctcatctaca atgttttgac gcaactcttt acattcagat gaatgagaaa 1200
aaaccaacct gggtttgacc tgtctgtgat aagaaggctc catatgaaca ccttattatt 1260
gatggcttgt ttatggaaat cctaaagtac tgtacagact gtgatgaaat acaatttaag 1320
gaggatggca cttgggcacc gatgagatca aaaaaggaag tacaggaagt ttctgcctct 1380
tacaatggag tcgatggatg cttgagctcc acattggagc atcaggtagc gtctcaccac 1440
cagtcctcaa ataaaaacaa gaaagtagaa gtgattgacc taacctataga cagttcatct 1500
gatgaagagg aagaagagcc atctgccaaagg aggacctgtc cttccctatc tcccacatca 1560
ccactaata ataaaggcat ttaagtctt ccacatcaag catctccagt atcccgcacc 1620
ccaagccttc ctgctgtaga cacaagctac attaatacct ccctcatcca agactatagg 1680
catcctttcc acatgacacc catgccttac gacttacaag gattagattt ctttccttcc 1740
ttatcaggag acaatcagca ttacaacacc tccttgcttg ccgctgcagc agcagcagtt 1800
tcagatgatc aagacctcct acaactcgtc cggtttttcc cgtatactc ctcacagatg 1860
tttcttgatc agttaagtgc aggaggcagc acttctctgc caaccaccaa tggaagcagc 1920
agtggcagta acagcagcct ggtttcttcc aacagcctaa gggaaagcca tagccacacc 1980
gtcacaacaa ggagcagcac ggacacggca tccatctttg gcatcatacc agacattatt 2040
tcattggact gattcccagg ccctgctgct cccatcccca cccagatcg aatgaacttg 2100
gcagaaagaa gagaactttg tgctctgttt taccttactc tgtttagaaa agtatacaag 2160
cgtgtttttt ttcctttttt tagggaaaaa attaaaagaa atgtacagag aacaaaacta 2220
tattttcagt tttacttttg tatataaatc taagactgcc tgtgtgataa aacacttgtt 2280
taaaaaaaaa aaaaaaaaaa aaaaaaaaaa 2309

```

<210> SEQ ID NO 24

<211> LENGTH: 1740

<212> TYPE: DNA

<213> ORGANISM: Homo sapiens

<220> FEATURE:

<223> OTHER INFORMATION: IDH2 glucocorticoid receptor-responsive gene

<400> SEQUENCE: 24

```

ccagcgtag cccgcggcca ggcagccggg aggagcggcg cgcgctcgga cctctcccgc 60
cctgctcgtt cgctctccag cttgggatgg ccgctacct gcgggtcgtg cgctcgcctc 120
gcagagcctc aggtctcggg ccggcctggg cgccggcggc cctgacagcc cccacctcgc 180
aagagcagcc gcggcggcac tatgcccaca aaaggatcaa ggtggcgaag cccgtggtgg 240
agatggatgg tgatgagatg acccgtatta tctggcagtt catcaaggag aagctcatcc 300
tgccccacgt ggacatccag ctaaagtatt ttgacctcgg gctcccaaac cgtgaccaga 360
ctgatgacca ggtcaccatt gactctgcac tggccaccca gaagtacagt gtggctgtca 420
agtgtgcccac catcaccctc gatgaggccc gtgtggaaga gttcaagctg aagaagatgt 480
ggaaaagtcc caatggaact atccggaaca tcctgggggg gactgtcttc cgggagccca 540
tcatctgcaa aaacatccca cgcctagtcc ctggctggac caagcccac accattggca 600

```

-continued

```

ggcacgceca tggcgaccag tacaaggcca cagactttgt ggcagaccgg gccggcactt 660
tcaaaatggt cttcaccoca aaagatggca gtggtgtcaa ggagtgggaa gtgtacaact 720
tccccgcagg cggcgtgggc atgggcatgt acaacaccga cgagtccatc tcaggttttg 780
cgcacagctg cttccagtat gccatccaga agaaatggcc gctgtacatg agcaccaaga 840
acaccatact gaaagcctac gatggggcgtt tcaaggacat cttccaggag atctttgaca 900
agcactataa gaccgacttc gacaagaata agatctggta tgagcaccgg ctcattgatg 960
acatgggtgc tcaggctcctc aagtcttcgg gtggctttgt gtgggctgc aagaactatg 1020
acggagatgt gcagtcagac atcctggccc agggctttgg ctcccttggc ctgatgacgt 1080
ccgtcctggt ctgccctgat gggaagacga ttgaggctga ggccgctcat gggaccgtca 1140
ccccccacta tggggagcac cagaagggcc ggcccaccag caccaacccc atcgccagca 1200
tctttgectg gacacgtggc ctggagcacc gggggaagct ggatgggaac caagacctca 1260
tcaggtttgc ccagatgctg gagaagggtg gcgtggagac ggtggagagt ggagccatga 1320
ccaaggacct ggcgggctgc attcacggcc tcagcaatgt gaagctgaac gagcacttc 1380
tgaacaccac ggacttcctc gacaccatca agagcaacct ggacagagcc ctgggcaggg 1440
agtaggggga ggcgccacce atggctgcag tggaggggcc agggctgagc cggcgggtcc 1500
tctgagcgc gccagagggt gagcctcaca gccctctct ggaggccttt ctaggggatg 1560
ttttttata agccagatgt ttttaaaagc atatgtgtgt tccccctcat ggtgacgtga 1620
ggcaggagca gtgctttta cctcagccag tcagtatgtt ttgcatactg taatttatat 1680
tgcccttggg acacatgggt ccatatttag ctactaaaaa gctcttcaca aaaaaaaaaa 1740

```

<210> SEQ ID NO 25

<211> LENGTH: 1552

<212> TYPE: DNA

<213> ORGANISM: Homo sapiens

<220> FEATURE:

<223> OTHER INFORMATION: SERPINF1 glucocorticoid receptor-responsive gene

<400> SEQUENCE: 25

```

ggtcgcttta agaaaggagt agctgtaatc tgaagcctgc tggacgctgg attagaaggc 60
agcaaaaaaa gctctgtgct ggctggagcc ccctcagtgt gcaggcttag agggactagg 120
ctgggtgtgg agctgcagcg tatccacagc ccccaggatg caggccctgg tgctactcct 180
ctgcattgga gccctcctcg ggcacagcag ctgccagaac cctgccagcc ccccgagga 240
gggctcccca gaccccgaca gcacaggggc gctgggtggag gaggaggatc ctttcttcaa 300
agtccccgtg aacaagctgg cagcggctgt ctccaacttc ggctatgacc tgtaccgggt 360
gcatccagc acgagcccca cgaccaactg gctcctgtct cctctcagtg tggccacggc 420
cctctcggcc ctctcgtggt gagcggagca gcgaacagaa tccatcattc accgggctct 480
ctactatgac ttgatcagca gccagacat ccatgggtacc tataaggagc tccttgacac 540
ggctactgcc cccagaaga acctcaagag tgctcccgg atcgtctttg agaagaagct 600
gcgcataaaa tccagctttg tggcacctct ggaaaagtca tatgggacca ggcccagagt 660
cctgacgggc aaccctcgct tggacctgca agagatcaac aactgggtgc aggccagat 720
gaaaggggag ctgcaccagt ccacaaagga aattcccgat gagatcagca ttctccttct 780

```

-continued

```

cgggtgtggcg cacttcaagg ggcagtggtt aacaaagttt gactccagaa agacttcctt 840
cgaggatttc tacttgatg aagagaggac cgtgagggtc cccatgatgt cggaccctaa 900
ggctgtttta cgctatggct tggattcaga tctcagctgc aagattgccc agctgcctt 960
gaccggaagc atgagtatca tcttcttct gccctgaaa gtgaccaga atttgacct 1020
gatagaggag agcctcacct ccgagttcat tcatgacata gaccgagaac tgaagaccgt 1080
gcaggcggtc ctcaactgtcc ccaagctgaa gctgagttat gaaggcgaag tcaccaagtc 1140
cctgcaggag atgaagctgc aatccttgtt tgattcacca gactttagca agatcacagg 1200
caaacccatc aagctgactc aggtggaaca ccgggctggc tttgagtga acgaggatgg 1260
ggcggaacc acccccagcc cagggtgca gctgcccac ctacacttcc cgctggacta 1320
tcacctaac cagcctttca tcttcgtact gagggacaca gacacagggg cccttctctt 1380
cattggcaag attctggacc ccaggggccc ctaatatccc agtttaatat tccaatccc 1440
tagaagaaaa cccgagggac agcagattcc acaggacacg aaggctgccc ctgtaagggt 1500
tcaatgcata caataaaga gctttatccc taaaaaaaa aaaaaaaaa aa 1552

```

<210> SEQ ID NO 26

<211> LENGTH: 4816

<212> TYPE: DNA

<213> ORGANISM: Homo sapiens

<220> FEATURE:

<223> OTHER INFORMATION: ERBB2 glucocorticoid receptor-responsive gene

<400> SEQUENCE: 26

```

gttcccggat ttttgtgggc gcctgccccg cccctcgtcc ccttctgtg tccatatatc 60
gaggcgatag ggtaaggga aggcggagcc ctgatgggtt aatgagcaa ctgaagtgtt 120
ttccatgac ttttttgagt cgcaattgaa gtaccacctc ccgaggggtg ttgcttcccc 180
atgccccgta gaacctttgc tgtcctgttc accactctac ctccagcaca gaatttggct 240
tatgcctact caatgtgaag atgatgagga tgaaaacctt tgtgatgatc cacttccact 300
taatgaatgg tggcaaaagc aagctatatt caagaccaca tgcaaagcta ctccctgagc 360
aaagagtcac agataaaacg ggggcaccag tagaatggcc aggacaaacg cagtgcagca 420
cagagactca gaccctggca gccatgcctg cgcaggcagt gatgagagtg acatgtactg 480
ttgtggacat gcacaaaagt gagtgtgcac cggcacagac atgaagctgc ggtccctg 540
cagtcccag acccacctgg acatgtcccg ccacctctac cagggtgccc aggtggtgca 600
gggaaacctg gaactcacct acctgcccac caatgccagc ctgtccttcc tgcaggatat 660
ccaggaggtg cagggtacg tgctcatcgc tcacaaccaa gtgaggcagg tcccactgca 720
gaggctgctg attgtgctg gcaccagct ctttgaggac aactatgccc tggccgtgct 780
agacaatgga gaccctgta acaataccac cctgtcaca ggggcctccc caggaggcct 840
gcccggagctg cagcttcgaa gcctcacaga gatcttgaag ggaggggtct tgatccagcg 900
gaacccccag ctctgtacc aggacacgat tttgtggaag gacatcttcc acaagaacaa 960
ccagctggct ctcacactga tagacaccaa ccgctctcgg gcctgccacc cctgttctcc 1020
gatgtgtaag ggctcccctg gctggggaga gagttctgag gattgtcaga gcctgacgct 1080
cactgtctgt gccggtggct gtgccogctg caaggggcca ctgccactg actgctgcca 1140
tgagcagtgt gctgccggtt gcacgggccc caagcactct gactgcctgg cctgcctcca 1200

```

-continued

cttcaaccac	agtggeatct	gtgagctgca	ctgcccagcc	ctggtcacct	acaacacaga	1260
cacgtttgag	tccatgcccc	atcccagagg	ccgtataca	ttcggcgcca	gctgtgtgac	1320
tgctgtccc	tacaactacc	tttctacgga	cgtgggatcc	tgcaccctcg	tctgcccct	1380
gcacaaccaa	gaggtgacag	cagaggatgg	aacacagcgg	tgtgagaagt	gcagcaagcc	1440
ctgtgcccga	gtgtgctatg	gtctgggcat	ggagcacttg	cgagaggtga	gggcagttac	1500
cagtgccaat	atccaggagt	ttgctggctg	caagaagatc	tttgggagcc	tggcatttct	1560
gccggagagc	tttgatgggg	accagcctc	caactctgcc	ccgctccagc	cagagcagct	1620
ccaagtgttt	gagactctgg	aagagatcac	aggttaccta	tacatctcag	catggccgga	1680
cagcctgcct	gacctcagcg	tcttccagaa	cctgcaagta	atccggggac	gaattctgca	1740
caatggcgcc	tactcgtga	ccctgcaagg	gctgggcatc	agctggctgg	ggctgcgctc	1800
actgagggaa	ctgggcatg	gactggccct	catccacat	aacaccacc	tctgcttctg	1860
gcacacgggt	ccctgggacc	agctctttcg	gaaccgcac	caagctctgc	tccacactgc	1920
caaccggcca	gaggacgagt	gtgtgggcca	gggcctggcc	tgccaccagc	tgtgcgccc	1980
agggcactgc	tggggtccag	ggcccaccca	gtgtgtcaac	tgcagccagt	tccttcgggg	2040
ccaggagtgc	gtggaggaat	gccgagtact	gcaggggctc	cccaggaggt	atgtgaatgc	2100
caggcactgt	ttgccgtgcc	accctgagtg	tcagcccag	aatggctcag	tgacctgttt	2160
tggaccggag	gctgaccagt	gtgtggcctg	tgcccactat	aaggacctc	ccttctgctg	2220
ggcccgtgc	cccagcgggt	tgaaaacctga	cctctctac	atgcccactc	ggaagtcttc	2280
agatgaggag	ggcgcatgcc	agccttgccc	catcaactgc	accactcct	gtgtggacct	2340
ggatgacaag	ggctgcccc	ccgagcagag	agccagcct	ctgacgtcca	tcactctctc	2400
ggtggttggc	attctcgtgg	tcgtggtctt	gggggtggtc	tttgggatcc	tcactcaagc	2460
acggcagcag	aagatccgga	agtacacgat	gcggagactg	ctgcaggaaa	cggagctggt	2520
ggagccgctg	acacctagcg	gagcgatgcc	caaccaggcg	cagatgcgga	tcctgaaaga	2580
gacggagctg	aggaaggtga	aggtgcttgg	atctggcctg	tttggcacag	tctacaaggg	2640
catctggatc	cctgatgggg	agaatgtgaa	aattccagtg	gccatcaaag	tgttgagggg	2700
aaacacatcc	cccaaagcca	acaaagaaat	cttagacgaa	gcatacgtga	tggctggtgt	2760
gggtcctcca	tatgtctccc	gcctctggg	catctgctg	acatccacgg	tgcagctggt	2820
gacacagctt	atgccctatg	gctgcctctt	agaccatgct	cgggaaaacc	gcggacgcct	2880
gggtcctccg	gacctgctga	actggtgtat	gcagattgcc	aaggggatga	gctacctgga	2940
ggatgtgctg	ctcgtacaca	gggacttggc	cgctcggaac	gtgctggtca	agagtcccaa	3000
ccatgtcaaa	attacagact	tcgggctggc	tcggctgctg	gacattgacg	agacagagta	3060
ccatgcagat	gggggcaagg	tgcccaccaa	gtggatggcg	ctggagtcca	ttctccgcc	3120
gcggttcacc	caccagagtg	atgtgtggag	ttatggtgtg	actgtgtggg	agctgatgac	3180
ttttggggcc	aaaccttacg	atgggatccc	agcccgggag	atccctgacc	tgtggaaaa	3240
gggggagcgg	ctgccccagc	ccccatctg	caccattgat	gtctacatga	tcattggtcaa	3300
atgttggatg	attgactctg	aatgtcggcc	aagattccgg	gagttggtgt	ctgaattctc	3360
ccgatggccc	agggaccccc	agcgtttgt	ggtcatccag	aatgaggact	tgggcccagc	3420
cagtcccttg	gacagcacct	tctaccgctc	actgctggag	gacgatgaca	tgggggacct	3480

-continued

```

ggtggatgct gaggagtatc tggtaaccca gcagggttc ttctgtccag accctgcccc 3540
gggcgctggg ggcatgggcc accacaggca cgcagctca tctaccagga gtggcggtgg 3600
ggacctgaca ctagggtcgg agccctctga agaggaggcc ccaggtctc cactggcaac 3660
ctccgaaggg gctggctccg atgtatttga tggtgacctg ggaatggggg cagccaaggg 3720
gctgcaaagc ctccccacac atgaccccag ccctctacag cggtacagtg aggaccccc 3780
agtaccctg ccctctgaga ctgatggcta cgttgcccc ctgacctgca gccccagcc 3840
tgaatatgtg aaccagccag atgttcggcc ccagcccct tcgccccgag agggccctct 3900
gcctgctgcc cgacctgctg gtgccactct ggaaaggccc aagactctct ccccagggaa 3960
gaatggggtc gcaaaagacg tttttgcctt tgggggtgcc gtggagaacc ccgagtactt 4020
gacaccccag ggaggagctg cccctcagcc ccacctcct cctgccttca gcccagcctt 4080
cgacaacctc tattactggg accaggaccc accagagcgg ggggctccac ccagcacctt 4140
caaaagggaca cctacggcag agaaccocaga gtacctgggt ctggacgtgc cagtgtgaac 4200
cagaaggcca agtccgcaga agccctgatg tgcctcagg gagcagggaa ggcctgactt 4260
ctgctggcat caagaggtgg gagggccctc cgaccacttc caggggaacc tgccatgcca 4320
ggaaacctgc ctaaggaacc ttccttctg cttgagttcc cagatggctg gaaggggtcc 4380
agcctcgttg gaagaggaac agcactgggg agtctttgtg gattctgagg cctgcccac 4440
tgagactcta ggtccagtg gatgccacag ccagcttg cccttctct ccagatcctg 4500
ggtactgaaa gccttaggga agctggcctg agaggggaag cggccctaa ggagtgtcta 4560
agaacaaaag cgaccatc agagactgct cctgaaacct agtactgcc cccatgagga 4620
aggaacagca atgggtgcag tatccaggct ttgtacagag tgctttctg tttagtttt 4680
actttttttg tttgttttt ttaaagatga aataaagacc cagggggaga atgggtgttg 4740
tatggggagg caagtgtggg gggtccttct ccacaccac tttgtccatt tgcaaatata 4800
ttttgaaaa cagcta 4816

```

<210> SEQ ID NO 27

<211> LENGTH: 6831

<212> TYPE: DNA

<213> ORGANISM: Homo sapiens

<220> FEATURE:

<223> OTHER INFORMATION: PECAM1 glucocorticoid receptor-responsive gene

<400> SEQUENCE: 27

```

ccaggcccca ttgttcccgg tttccagcca tggctgccat tacctgacca gcgccacagc 60
cggctctctct gcaggcgccg ggagaagtga ccagagcaat ttctgctttt cacagggcgg 120
gtttctcaac ggtgacttgt gggcagtgcc ttctgctgag cgagtcatgg cccgaaggca 180
gaactaactg tgccctcagc cttcactctc aggatgcagc cgagggtggc ccaagggggc 240
acgatgtggc ttggagtctc gctgaccctt ctgctctggt caagccttga ggtcaagaa 300
aactctttca caatcaacag tgttgacatg aagagcctgc cggactggac ggtgcaaat 360
gggaagaacc tgaccctgca gtgcttcgcy gatgtcagca ccacctctca cgtcaagcct 420
cagcaccaga tgctgttcta taaggatgac gtgctgtttt acaacatctc ctccatgaag 480
agcacagaga gttattttat tcttgaagtc cggatctatg actcagggac atataaatgt 540
actgtgattg tgaacaacaa agagaaaacc actgcagagt accaggtgtt ggtggaagga 600

```

-continued

gtgccagtc ccagggtgac actggacaag aaagaggcca tccaaggtgg gatcgtgagg	660
gtcaactggt ctgtcccaga ggaaaaggcc ccaatacact tcacaattga aaaacttgaa	720
ctaaatgaaa aatgggtcaa gctgaaaaga gagaagaatt ctcgagacca gaattttgtg	780
atactggaat tccccgttga ggaacaggac cgcgttttat ccttccgatg tcaagctagg	840
atcatttctg ggatccatat gcagacctca gaatctacca agagtgaact ggtcacctgtg	900
acggaatcct tctctacacc caagtccac atcagcccca ccggaatgat catggaagga	960
gctcagctcc acattaagtg caccattcaa gtgactcacc tggcccagga gtttccagaa	1020
atcataatcc agaaggacaa ggcgattgtg gccacaaca gacatggcaa caaggctgtg	1080
tactcagtc tggccatggt ggagcacagt ggcaactaca cgtgcaaagt ggagtccagc	1140
cgcatatcca aggtcagcag catcgtggtc aacataacag aactattttc caagcccga	1200
ctggaatcct ctttcacaca tctggaccaa ggtgaaagac tgaacctgtc ctgctccatc	1260
ccaggagcac ctccagccaa cttcaccatc cagaaggaag atacgattgt gtcacagact	1320
caagatttca ccaagatagc ctcaaagtcg gacagtggga cgtatatctg cactgcaggt	1380
attgacaaag tggtaagaa aagcaacaca gtccagatag tcgtatgtga aatgctctcc	1440
cagcccagga tttcttatga tgcccagttt gaggtcataa aaggacagac catcgaagtc	1500
cgttgccaat cgatcagtg aactttgcct atttcttacc aactttttaa aacaagtaaa	1560
gttttgaga atagtaccaa gaactcaaat gatcctgcgg tattcaaaga caaccccact	1620
gaagacgtcg aataaccagt tgttgcatg aattgccatt cccatgcca aatgtaagt	1680
gaggttctga gggtaaggt gatagcccc gtggatgagg tccagatttc tatcctgtca	1740
agtaagggtg tggagtctgg agaggacatt gtgctgcaat gtgctgtgaa tgaaggatct	1800
ggtcccatca cctataagtt ttacagagaa aaagagggca aaccttcta tcaaatgacc	1860
tcaaatgcca cccaggcatt ttggaccaag cagaaggcta gcaaggaaca ggaggagag	1920
tattactgca cagccttcaa cagagccaac cacgcctcca gtgtcccag aagcaaaata	1980
ctgacagtc gagtcattct tgccccatgg aagaaaggac ttattgcagt ggttatcatc	2040
ggagtgatca ttgctctct gatcattgag gccaatggt atttctgag gaaagccaag	2100
gccaaagcaga tgccagtgga aatgtccagg ccagcagtac cacttctgaa ctccaacaac	2160
gagaaaaatg cagatcccaa tatggaagct aacagtcatt acggtcaca tgaagatgct	2220
agaaacctg caatgaaacc aataaatgat aataaagagc ctctgaactc agcgtgcag	2280
tacacggaag ttcaagtgtc ctgagctgag tctcacaag atctaggaaa gaaggacaca	2340
gagacagtg acagtgaagt ccggaagct gtccctgatg ccgtggaag cagatactct	2400
agaacggaag gctcccttga tggaaactag acagcaaggc cagatgcaca tccctggaag	2460
gacatccatg ttccgagaag aacagataat ccctgtattt caagacctct gtgcaactat	2520
ttatgaacct gcctgtctc cacagaacac agcaattct caggctaagc tgcggttct	2580
taaatccatc ctgctaagtt aatgttgggt agaaagagat acagaggggc tgttgaattt	2640
cccacatacc ctcttccac caagtggaa catccttggg aattggaaga gcacaagagg	2700
agatccaggg caagccatt gggatattct gaaacttgaa tattttgtt tgtgcagaga	2760
taaagacctt tccatgcac cctcatacac agaaaccaat tttcttttt atactcaatc	2820
atcttagcag catggcctgg ttagaggctg gttttttctc ttttctttg gtccttcaaa	2880

-continued

ggcttgtagt	ttggctagt	ccttgttctt	tggaaataca	cagtgtgac	cagacagcct	2940
ccccctgtcc	cctctatgac	ctcgccctcc	acaaatggga	aaaccagact	acttggggagc	3000
accgcctgtg	aaataccaac	ctgaagacac	cgttcattca	ggcaacgcac	aaaacagaaa	3060
atgaaggtgg	aacaagcaca	gatgttcttc	aactgttttt	gtctacactc	tttctctttt	3120
cctctacat	gctgaaggct	gaaagacag	aagatggtgc	catcagcaaa	tattattctt	3180
aattgaaaac	ttgaaatgtg	tatgtttctt	actaatTTTT	aaaaatgtat	tccttgccag	3240
ggcaggcaag	gtggctcacg	cctgtaatcc	cagcacttca	ggaggctgag	gtgggaggat	3300
caactgaggt	caggagtTtg	agaccagcct	gatgaaaccc	tgtctctact	aaaaatacaa	3360
gaattagccg	ggcgtggtgg	cgcatgcctg	tagtatcagc	tactcaagag	gctgaggtga	3420
gattatcgct	tgaaccagg	aaacggaggt	tgtagtgagc	ggagatcgcg	ccactgcact	3480
ccagcctgag	tgacagagtg	agaatccatc	tcaaaaaaaaa	caaaaaacaa	aattgcttgc	3540
taagaagtgt	gtctcctgag	gtcttaagac	attcctgaca	gtgtcttgag	tgggtgggag	3600
agaggtgct	gtcattgcgc	tgtggaattt	cacagatgag	aaccacgcct	agccaaaatc	3660
acttttctct	tttgccctag	tgacacagct	gcagggaacc	tcgtggatgt	tgtattaaat	3720
aaatttgacc	tttgcctctt	gcagatctgt	gaaatgTtgt	cttctgaggg	gccacatgca	3780
tctatagtgc	tgaggactcc	ttgggcctct	gaagtcacag	agagaaccga	gcaggTctat	3840
gtttttgttt	tgttgttttg	agacggagat	tcgctcttgt	tgccgggct	ggactgcagc	3900
ggcgcaacct	ctgctcactg	caacctccgc	ctcctgggtt	caagcagTtc	tcctgtctca	3960
gcctcccag	tagctgggat	tacaggcaca	tgtcaccacg	cctggctaata	tttTgtattt	4020
ttagtagaga	tgggttttca	ccacgttggc	caggctgac	tcgaatgcct	gacctttggt	4080
gatctgcccc	ccttgtcctc	atgtgtgctc	cacaggcctt	tgggttggga	ttgcaggcgt	4140
gagccaccat	gcccagccta	gactcttttg	acaatatgat	gaaagctgtt	ggttcctttc	4200
cccaacacac	acacaccgag	ttgtatcacg	aaaatgtcat	acaatttcca	ggttttctga	4260
gtggtgggct	cagattgagg	tcaaaggatc	agacgacctc	taacgacctt	catgtctctg	4320
ttgatgatct	ggggacagcc	agatcccctg	tgtccaggga	gttccttagt	cccttgccac	4380
caccagagaa	gggcaattgc	cacgggagct	gcaaagacc	tattcctact	cctggTgcct	4440
tacttatgca	gcacgactga	atTTTTgtt	ttgTTTTgtt	ttgTtgagac	aggggcttgc	4500
tctgttgccc	aggctggagt	gcagtggcac	aacaatggct	caccgcagcc	tcgaaccctt	4560
gggctcaagc	gatcctccca	tctcagcttc	ctgggtagct	gggaccagag	gcgtgagccg	4620
ccatagctgg	ctaattttta	atTTTTttt	tgacagagatg	aggTttcacc	atggtgccc	4680
ggctggtctc	gaacttctgg	gctcaagtga	tcctccctcc	ttggcctcgc	aaagtgctgg	4740
gattgcaggc	atgagccacc	gccccggcc	tgtggagcac	acatgagTtt	aaaattactt	4800
tcctctctgc	ctatatTTcc	gaggaggaaa	cttcatgcgc	agggatcttt	cttagTggat	4860
ttaatggcta	aaaggTctgt	ctgaatccag	gacgctggct	ttagccttcc	tcggcagctg	4920
ccgtaacccc	ggtgtctaaa	cctgaagcat	cccaggagca	cccactccag	gagTtttctc	4980
ggccgcggaa	ctcattagtt	agagcgcctt	cttgtgttct	catgtggtaa	tcggtcactg	5040
aaggacttaa	aatggTcctt	agccaacaca	cagtaaaact	ttccctctt	ctgaccccaa	5100
gaggteagcc	accatttca	tgagcatata	ctggTcgc	catcagcgtt	ctctgattgg	5160

-continued

```

ctaactgaac ccaactccccg acctagactc aagacaggcg aagtgacgct taggtcaaca 5220
ttcactcact aaagcaacga ctgtcgggcg attttgtctc ccgctggttt tggaatggtg 5280
tctggagaca tttttggttg tcacagctgg gtgggtgtgc tcccggcacc tggtggttag 5340
aaaccaagca tgctcctaaa catcctacag gcacagaacc gtctcccacg accaagcatg 5400
atcaagtccc aatgccaat aatggccagg ttgagaaact ctgcacagaa gcatccagtt 5460
atgtgtctgt ttgtcaaca agcttgtgct catcatgctc tgtgttcttg acgctgtgct 5520
gggtgttggc ggtgggaaga ttacaagagt cacatggcag ctgtcctcct ggaaggtaca 5580
accagtaga gatgcagact aacagagagc caattacaaa gcagtgtgac aagcgctcatg 5640
gtggaaaatt aaaagctcaa acaagggcac atgggagggg cttccaacac agactttggg 5700
ggatccagga aggtctaaga ggaaagtggg tctcaccaaa gccttgacca taggcagagg 5760
gtaccagtgg aaaaggtggg gtgaagaaca ttgaggacaa aaggaagaag tgcaggaagg 5820
cctgaggca agggagtggg ggggtgccctg gagggatggc agcagggcag tctgtcagac 5880
ccaagtggcc tccagcccta gaagccaatt agtctctctc aaaaagctgt cactgtcccc 5940
taagaattgc tgcaggctc ccaactggct gactcagtct ttgagagtct taaggaggag 6000
gtctctgaaa ggtacacacc aagaactctc cccagcacag ctgtttttaa gactctccac 6060
cagcgtcatt ggcgtgttg gaagaaacc tctgccacag aggccagctt cagccttgc 6120
ctaaccgcc aagggcaaat ggaaaggtaa acgggaagga gatgtctccc cagcaggcta 6180
tttggagaca gtcttccctg cagaagatct caacctgggg tccacagagt ggaatgtta 6240
gagtaggag ctaggcaaac atgagcagga caggtgaggg cccccacagg aatgtcaggc 6300
taccatcagg tgatggtcag gtggtgtgta aactgtctct gtaaaataat aattggtgc 6360
agccagctcc aagcaaggac agtctctcaa tagatacaaa acaccctgat ctggtgatca 6420
gccgcttccc gataagatct caggagctgg gcaagcagcc tggagcatgc gcaccaagag 6480
gcaaaatggc ggaatttaac cagtatatga cctaccttcc tctgggaacg cagcactggt 6540
aaggggaaaa atgcctcaag tgagcatgcy cgcaacttca gtaatcacac tgtgcatgcy 6600
acccttcca agtgctggca ggtcaccaca tacgcggaca gcctgctgca aggaagaat 6660
caggggagat gagacgtaaa tcccagaact atgccaata cataaaacc caagttaagg 6720
gtcaggcagg gcacttagat ctctcaagtt gctgctga cccaagtga gtgtacttcc 6780
tttgttctct gctctaaaac ttttaataa actctcactc ctgctctaaa a 6831

```

<210> SEQ ID NO 28

<211> LENGTH: 2956

<212> TYPE: DNA

<213> ORGANISM: Homo sapiens

<220> FEATURE:

<223> OTHER INFORMATION: LBH glucocorticoid receptor-responsive gene

<400> SEQUENCE: 28

```

ggggctgagt gctcagtggg gagcggggag ttgtgtccac cttgccgacg tgcctagccg 60
tgggctgtc ctgggaaggg gagcggggag cgcccgtgt ccgcaactcg ccgctgccc 120
tgcccgtctg cggcgtgtc atcctcactc gggacgcagg gaccgtttt aaatcacagg 180
ggcgtgtgtc agcctgccct aggacttcat gtctatata tccccattc actgccccga 240
ctatctgaga tggccaaga tgactgaggt gatgatgaac acccagecca tggaggagat 300

```

-continued

cggcctcagc ccccgcaagg atggccttcc ctaccagatc tccccagacc cgtcagattt 360
tgaccgctgc tgcaactga aggaccgtct gccctccata gtgggtggaac ccacagaagg 420
ggaggtggag agcgggggagc tccgtgggcc cctgaggag ttctgtgccc aggaggatga 480
gcaagataac tgcaagaga cagcgaaga aaataaagag cagtagagtc cctgtggact 540
cccatgggtc ataccagcca gcatctgttc ctgaactgtg tttttcccat catgacggaa 600
gaagagagtg agccgcaatt gttctgaaaa tgtcaaacga ggcttctgtt ttgcacctgc 660
agatcaccca gttggtttcc tttcttttcc ttgccttttt tttttttga aatttgccga 720
gcagtgagc cctctgacaa ttgcaaggc cctctgagaa aggaagctgc ttagagccag 780
ggggttagtg ggtgagggga gcgagtgtct tttttgagat cattatctga actcaggcag 840
cctagtagag gcagtggtgg gattccaatg ggtcttggtg ggtgggaggt ggggcatgtg 900
caaagcaagc aaggaacatt tggggtaaga aaacaaacat gaggcaaaag aaaaaatata 960
tgtttttaag aaaacattga gcagagaact gcagccagga tgcgctcagc agacattcac 1020
tctggctgct gggacatcag aaaacaaagt cttcatctct ctctccagtt tcaccacccc 1080
caccccttgc tttcatttca ggtgtgttgg tctatatgac agggaggaga gtaaaggaga 1140
gcaggagcaa ttggctgctt gcaaagccag ctggaggtga agtgcaggaa aggaaaggtc 1200
acccattctt actccatgga ctctctgtct ccagctgtgg taggctcaca tagccagtgt 1260
gatcggtttt taagaggcag tgcctttcag cttttctccc tgatataatc attttgcttc 1320
ccagcacttt ttaggagtag tgagagcact tcttgcctt gttggaagcc ccagggtgga 1380
cactcagcac gaaggtctct cccttaactg ctgcccctcc aagacttget ccgagatgg 1440
agtgggcgtg gtcttccagg ctggcccctc cttctcctca ccgccacctt cctgcccaca 1500
gccccagcag ccatgggtac atgggtcccc agctcaccta tggattcccg ccagtctgcc 1560
cagctgcagt actcacgccc catgggggat cttggctctgt ttttctgtg ggagcctagt 1620
ggagagcaga cgtggctttt tatgtgtctt gttggggagg tgacttgcac ggtggggaca 1680
aggctgtcgt ggcaaccttg ggatcgagtt tgagactaaa ggatgtcatg agatccctgg 1740
cttctcccca tgttgttccc ggacaaggcc agaaggagg catggcaagg gacctctgct 1800
gtccttactc aacagtggtc ctcatccctc cccacctccc actgcttccc gcaagggcac 1860
cagttgtatg agaaagttag cctttggact taggatttct tattgtagct aagagccatc 1920
tgaagcagca ggttgcagga caaatgcttc agtccgcca gagcagtacc ggttggccaa 1980
gaggtggact cagagccttc cttgagctaa actcggccaa ccaaggcacg cagcatgtcc 2040
cctcaggtct ccagtcagtc caggttgacc ctgagttctg gacgtgtgta tatagctgta 2100
tttaaacct caaggtcatt gtggctctgg ggatgccggg gcaggaggac gaggtgccc 2160
tgtggacaca gcagtcgagc gaattccgtt ctgggaagcc aatggctgcc ggcacctctt 2220
gcttctccc tctgtgtctt gcctgtgtga cacacatcaa tggcaataac ttcttccaac 2280
tctctcaga agtgggagag gccggcagcc tgcaccgaga ggggcttccc tctctctg 2340
tccccgcttc gttctgtttt ggctgcagag agtggttcat ccatactctc attccctcgc 2400
ctcccctgt ggacgggggt cttgcctttt caattcctgt gttttggtgt cttcccttat 2460
ctgctacctt gaatcacctg tctgtgtctt gctgtgtgat gggaacatgc ttgtaaactg 2520
cgtaacaaat ctactttgtg tatgtgtctg tttatggggg tggtttatta tttttgctgg 2580

-continued

tccttagacc	actttgtatg	accgtttgca	gtctgagcag	gccaggggct	gacagctaat	2640
gtcaggaccc	tcagcggtag	agcctgctgg	ggggaccag	ctgctcttgg	acaagtggct	2700
gagctcctat	ctggcctcct	cttttttttt	ttttcaagta	atttgtgtgt	atttctaact	2760
gattgtattg	aaaaaattcc	tagtatttca	gtaaaaatgc	ctgttgtgag	atgaacctcc	2820
tgtaacttct	atctgttctt	ttttgagcct	cagggagaaa	ctagcatttt	ttttttcca	2880
aactactttt	tgctactgtg	acagttgtaa	ataaagttag	aaaatgcttt	ccactctgaa	2940
aaaaaaaaaa	aaaaaa					2956

<210> SEQ ID NO 29

<211> LENGTH: 2262

<212> TYPE: DNA

<213> ORGANISM: Homo sapiens

<220> FEATURE:

<223> OTHER INFORMATION: ST3GAL5 glucocorticoid receptor-responsive gene

<400> SEQUENCE: 29

ctggggagta	atagcatggg	caaccattat	cctgtctcgc	gccaccag	gacatggctt	60
ctgttccaat	gccaagttag	tacacctatg	tgaactgag	aagtgattgc	tcgaggcctt	120
cctgcaatg	gtacaccoga	gctcaagca	agatgagaag	gccagcttg	ttattaaaag	180
acatcctcaa	atgtacattg	cttgtgtttg	gagtgtggat	cctttatata	ctcaagttaa	240
attatactac	tgaagaatgt	gacatgaaaa	aatgcatta	tgtggacctt	gaccatgtaa	300
agagagctca	gaaatatgct	cagcaagtct	tgcaagaaga	atgtcgtccc	aagtttgcca	360
agacatcaat	ggcgtgtgta	tttgagcaca	ggatagcgt	ggacttactc	ccttttgtgc	420
agaaggcccc	caaagacagt	gaagctgagt	ccaagtacga	tcctcctttt	gggttccgga	480
agttctccag	taaagtccag	accctcttgg	aactcttggc	agagcacgac	ctccctgaac	540
acttgaaagc	caagacctgt	cggcgtgtg	tggttattgg	aagcggagga	atactgcacg	600
gattagaact	gggccacacc	ctgaaccagt	tcgatgttgt	gataaggtta	aacagtgcac	660
cagttgaggg	atattcagaa	catgttgtaa	ataaaaactac	tataaggatg	acttatccag	720
agggcgcacc	actgtctgac	cttgaatatt	attccaatga	cttatttgtt	gctgttttat	780
ttaagagtgt	tgatttcaac	tggcttcaag	caatggtaaa	aaaggaaacc	ctgccattct	840
gggtacgact	cttcttttgg	aagcaggtgg	cagaaaaaat	cccactgcag	ccaaaaacatt	900
tcaggatttt	gaatccagtt	atcatcaaag	agactgcctt	tgacatcctt	cagtaactcag	960
agcctcagtc	aaggttctcg	ggccgagata	agaacgtccc	cacaatcggg	gtcattgccc	1020
ttgtcttagc	cacacatctg	tgcgatgaag	tcagtttggc	gggttttggg	tatgacctca	1080
atcaaccagc	aacacctttg	cactactctg	acagtcaatg	catggctgct	atgaactttc	1140
agaccatgca	taatgtgaca	acggaaacca	agttcctctt	aaagctggtc	aaagagggag	1200
tggtgaaaga	tctcagtgga	ggcattgatc	gtgaattttg	aacacagaaa	acctcagttg	1260
aaaaatgcaac	tctaactctg	agagctgttt	ttgacagcct	tcttgatgta	tttctccatc	1320
ctgcagatac	tttgaagtgc	agctcatggt	tttaactttt	aatttaaaaa	cacaaaaaaa	1380
atthtagctc	ttcccacttt	ttttttccta	tttatttgag	gtcagtgttt	gtttttgcac	1440
accatthtgt	aatgaaact	taagaattga	attggaaaga	cttctcaaag	agaattgtat	1500
gtaacgatgt	tgatttgatt	tttaagaag	taatttaatt	tgtaaaactt	ctgctcgttt	1560

-continued

```

acactgcaca ttgaatacag gtaactaatt ggaaggagag gggaggtcac tcttttgatg 1620
gtggccctga acctcattct ggttcctcgc tgcgctgctt ggtgtgaccc acggaggatc 1680
cactcccagg atgacgtgct ccgtagctct gctgctgata ctgggtctgc gatgcagcgg 1740
cgtgaggcct gggctggttg gagaaggta caacccttct ctgttggtct gccttctgct 1800
gaaagactcg agaaccaacc agggaagctg tcttgagggt ccctggctcg agagggacat 1860
agaatctgtg acctctgaca actgtgaagc caccctgggc tacagaaacc acagtcttcc 1920
cagcaattat tacaattctt gaattccttg gggatttttt actgcccttt caaagcactt 1980
aagtgttaga tctaactgtt tccagtgtct gtctgaggty acttaaaaaa tcagaacaaa 2040
acttctatta tccagagtca tgggagagta caccctttcc aggaataatg ttttgggaaa 2100
cactgaaatg aaatcttccc agtattataa attgtgtatt taaaaaaaaa aaacttttct 2160
gaatgcctac ctggcggtgt ataccaggca gtgtgccagt taaaaaagat gaaaaagaat 2220
aaaaactttt gaggaaaaaa aaaaaaaaaa aaaaaaaaaa aa 2262

```

<210> SEQ ID NO 30

<211> LENGTH: 4909

<212> TYPE: DNA

<213> ORGANISM: Homo sapiens

<220> FEATURE:

<223> OTHER INFORMATION: IL1R1 glucocorticoid receptor-responsive gene

<400> SEQUENCE: 30

```

tagagcacc ctctgaagat ggtgactccc tctgagaag ctggaccctt tggtaaaaga 60
caaggccttc tccaagaaga atatgaaagt gttactcaga cttatttgtt tcatagctct 120
actgatttct tctctggagg ctgataaatg caaggaaact gaagaaaaaa taattttagt 180
gtcatctgca aatgaaattg atgttctgct ctgtcctctt aacccaaatg aacacaaagg 240
cactataact tggataaaag atgacagcaa gacacctgta tctacagaac aagcctccag 300
gattcatcaa cacaaagaga aactttggtt tgttctgctt aaggtggagg attcaggaca 360
ttactattgc gtggtaagaa attcatctta ctgcctcaga attaaaataa gtgcaaaatt 420
tgtggagaat gagcctaact tatgttataa tgcacaagcc atatttaagc agaaactacc 480
cgttgaggga gacggaggac ttgtgtgccc ttatatggag ttttttaaaa atgaaaataa 540
tgagttacct aaattacagt ggtataagga ttgcaaacct ctactctctt acaatataca 600
ctttagtgga gtcaaagata ggctcatcgt gatgaatgtg gctgaaaagc atagagggaa 660
ctatacttgt catgcatcct acacatactt gggcaagcaa tatcctatta cccgggtaat 720
agaatttatt actctagagg aaaacaaaacc cacaaggcct gtgattgtga gccagctaa 780
tgagacaatg gaagtagact tgggatccca gatacaattg atctgtaatg tcaccggcca 840
gttgagtgtc attgcttact ggaagtggaa tgggtcagta attgatgaag atgaccagct 900
gctaggggaa gactattaca gtgtggaaaa tctgcaaac aaaagaagga gtaccctcat 960
cacagtgtt aatatactcg aaattgaaag tagattttat aaacatccat ttacctgttt 1020
tgccaagaat acacatggtg tagatgcagc atatatccag ttaatatatc cagtcactaa 1080
ttccagaag cacatgattg gtatatgtgt cacgttgaca gtcataattg tgtgttctgt 1140
tttcatctat aaaatcttca agattgacat tgtgctttgg tacagggatt cctgctatga 1200
ttttctccca ataaaagctt cagatggaaa gacctatgac gcatatatac tgtatccaaa 1260

```

-continued

gactgttggg gaaggttcta cctctgactg tgatattttt ggttttaaag tcttgctga	1320
ggtcttggaa aacagtggtg gatataagct gttcatttat ggaagggatg actacgttg	1380
ggaagacatt gttgaggtca ttaatgaaaa cgtaaagaaa agcagaagac tgattatcat	1440
tttagtcaga gaaacatcag gcttcagctg gctgggtggt tcacttgaag agcaaatagc	1500
catgtataat gctcttgttc aggatggaat taaagttgtc ctgcttgagc tggagaaaaat	1560
ccaagactat gagaaaaatgc cagaatcgat taaattcatt aagcagaaac atggggctat	1620
ccgctgggca ggggacttta cacagggacc acagtctgca aagacaaggt tctggaagaa	1680
tgtcaggtag cacatgccag tccagcgacg gtcacctca tctaaccacc agttactgtc	1740
accagccact aaggagaaac tgcaaagaga ggctcacgtg cctctcgggt agcatggaga	1800
agttgccaaag agttctttag gtgctcctg tcttatggcg ttgcaggcca ggttatgcct	1860
catgctgact tgacaggttc atggaatgta actatatcat cctttatccc tgaggtcacc	1920
tggaatcaga ttattaaggg aataagccat gacgtcaata gcagcccagg gcacttcaga	1980
gtagagggct tgggaagatc ttttaaaaag gcagtaggac cgggtgtggtg gctcacgcct	2040
ataatcccag cactttggga ggctgaagtg ggtggatcac cagaggtcag gagttcgaga	2100
ccagcccagc caacatggca aaacccatc tctactaaaa atacaaaaat gagctaggca	2160
tggtggcaca cgctgtaat cccagctaca cctgaggctg aggcaggaga attgcttgaa	2220
ccggggagac ggaggttgca gtgagccgag tttgggccac tgcactctag cctggcaaca	2280
gagcaagact ccgtctcaaa aaaagggcaa taaatgcct ctctgaatgt ttgaactgcc	2340
aagaaaaggc atggagacag cgaactagaa gaaagggcaa gaaggaaata gccaccgtct	2400
acagatggct tagttaagtc atccacagcc caagggcggg gctatgcctt gctggggac	2460
cctgtagagt cactgacctt ggagcggctc tctgagagg tgctgcagge aaagtgagac	2520
tgacacctca ctgaggaagg gagacatatt cttggagaac tttccatctg cttgtatttt	2580
ccatacacat ccccagccag aagttagtgt ccgaagaccg aattttattt tacagagcct	2640
gaaaactcac ttcaatgaac aaagggatc tccaggatc caaagttttg aagtcattt	2700
agctttccac aggagggaga gaacttaaaa aagcaacagt agcagggat tgatccactt	2760
cttaatgctt tctcctctgg catgaccatc ctgtcctttg ttattatcct gcattttacg	2820
tctttggagg aacagctccc tagtggtctc ctccgtctgc aatgtccctt gcacagccca	2880
cacatgaacc atccttccca tgatgccctt cttctgtcat cccgctcctg ctgaaacacc	2940
tcccaggggc tccacctgtt caggagctga agcccatgct tccccaccag catgtcactc	3000
ccagaccacc tccctgcctt gtcctccagc tccccctcgc tgtcctgctg tgtgaattcc	3060
caggttggcc tgggtggccat gtcgcctgcc cccagcactc ctctgtctct gctcttgctt	3120
cgacccttcc tctcctttg cctaggaggc cttctcgcct tttctctagc tgatcagaat	3180
tttaccaaaa ttcagaacat cctccaattc cacagtctct gggagacttt cctaagagg	3240
cgacttctc tccagccttc tctctctggt caggcccact gcagagatgg tggtagcac	3300
atctgggagg ctggtctccc tccagctgga attgctgctc tctgagggag aggtgtggt	3360
ggctgtctct gtccctcact gccttccagg agcaatttgc acatgtaaca tagatttatg	3420
taatgcttta tgtttaaaaa cattcccaca ttatcttatt taatttttgc aattattcta	3480
attttatata tagagaaagt gacctatttt ttaaaaaaat cacactctaa gttctattga	3540

-continued

```

acctaggact tgagcctcca tttctggctt ctagtctggt gttctgagta cttgatttca 3600
ggccaataac ggtccccct cactccacac tggcacgttt gtgagaagaa atgacatttt 3660
gctaggaagt gaccgagtct aggaatgctt ttattcaaga caccaaattc caaacttcta 3720
aatggtggaa ttttcaaaaa ttgtgttttag attttatgaa aaactcttct actttcatct 3780
attctttccc tagaggcaaa catttcttaa aatgtttcat tttcattaaa aatgaaagcc 3840
aaatztatat gccaccgatt gcaggacaca agcacagttt taagagtgtg atgaacatgg 3900
agaggacttt tggtttttat atttctcgta ttaatatgg gtgaacacca acttttattt 3960
ggaataataa ttttctcctc aaacaaaaac acattgagtt taagtctctg actcttgccct 4020
ttccacctgc tttctctcgg gcccgctttg cctgcttgaa ggaacagtgc tgtctcggag 4080
ctgctgttcc aacagacagg gcctagcttt catttgacac acagactaca gccagaagcc 4140
catggagcag ggatgtcacg tcttgaaaag cctattgat gttttacaaa ttaattttg 4200
cagattatth tagtctgtca tccagaaaat gtgtcagcat gcatagtgct aagaaagcaa 4260
gccaatttgg aaacttaggt tagtgacaaa attggccaga gagtgggggt gatgatgacc 4320
aagaattaca agtagaatgg cagctggaat ttaaggaggg acaagaatca atggataagc 4380
gtgggtggag gaagatccaa acagaaaagt gcaaagttat tccccatctt ccaagggttg 4440
aattctggag gaagaagaca cattcctagt tccccgtgaa cttccttga cttattgtcc 4500
ccactaaaac aaaacaaaaa acttttaatg cctccacat taattagatt ttcttgcaat 4560
ttttttatgg cattttttta aagatgcctc aagtgttgaa gaagagtttg caaatgcaac 4620
aaaaatatta attaccggtt gttaaaactg gtttagcaca atttatattt tccctctctt 4680
gcctttctta ttgcaataa aaggtattga gccatttttt aaatgacatt tttgataaat 4740
tatgtttgta ctagtgtgat aaggagtttt ttttaacctg tttatataat tttgcagcag 4800
aagccaaatt ttttgtatat taaagacca aattcatgta cagcatgcat cacggatcaa 4860
tagactgtac ttattttcca ataaaattht caaactttgt actgttaaa 4909

```

<210> SEQ ID NO 31

<211> LENGTH: 2210

<212> TYPE: DNA

<213> ORGANISM: Homo sapiens

<220> FEATURE:

<223> OTHER INFORMATION: BIN1 glucocorticoid receptor-responsive gene

<400> SEQUENCE: 31

```

cgcgccccct cctcctcgcg gacctggcgg tgccggcgcc cggagtggcc ctttaaaagg 60
cagcttattg tccggagggg gccggcgggg ggcgcgacc gcgccctgag gcccgcccc 120
tccccctccc ctccccctgt cccccgctcg ctgctggct agctcctgg ctgctcgcc 180
cgtccggcgc acgctccgcc tccgtcagtt ggctccgctg tcgggtgcgc ggcgtggagc 240
ggcagccggt ctggaagcgc gcccggggct gggggctggg agcgcggcgc gcaagatctc 300
ccccgcgag agcggcccc gccaccgggc gaggcctcgc ccgcatggc agagatgggc 360
agtaaagggg tgacggcggg aaagatgcc agcaacgtgc agaagaagct caccgcgcg 420
caggagaagg ttctccagaa gctggggaag gcagatgaga ccaaggatga gcagtttgag 480
cagtgcgtcc agaatttcaa caagcagctg acggagggca cccggctgca gaaggatctc 540
cggacctacc tggcctccgt caaagccatg cacgagcctt ccaagaagct gaatgagtgt 600

```

-continued

```

ctgcaggagg tgtatgagcc cgattggccc ggcagggatg aggcaaaaca gatcgagag 660
aacaacgacc tgctgtggat ggattaccac cagaagctgg tggaccaggc gctgctgacc 720
atggacacgt acctgggcca gtccccgcac atcaagtcac gcattgcca gggggggcgc 780
aagctggtgg actacgacag tgccccgcac cactacgagt cccttcaaac tgccaaaaag 840
aaggatgaag ccaaaattgc caaggccgag gaggagctca tcaaagccca gaaggtgttt 900
gaggagatga atgtggatct gcaggaggag ctgccgtccc tgtggaacag ccgctaggt 960
ttctacgtca acacgttcca gagcatcgcg ggctggagg aaaacttcca caaggagatg 1020
agcaagctca accagaacct caatgatgtg ctggtcggcc tggagaagca acacgggagc 1080
aacaccttca cggccaaggc ccagcccaga aagaaaagta aactgttttc gcggctgccc 1140
agaaagaaga acagtgacaa cgccctgca aaagggaaca agagcccttc gcctccagat 1200
ggctccccctg ccgccacccc cgagatcaga gtcaaccacg agccagagcc ggcggcggg 1260
gccacgcccc gggccacct ccccaagtcc ccatctcagc cagcagaggc ctgggaggtg 1320
gcgggtggga cccaacctgc ggctggagcc caggagccag gggagacggc ggcaagtga 1380
gcagcctcca gctctcttc tgctgtcgtg gtggagacct tcccagcaac tgtgaatggc 1440
accgtggagg gcggcagtgg ggccgggccc ttggacctgc cccaggttt catgttcaag 1500
gtacaggccc agcacgacta cacggccact gacacagacg agctgcagct caaggctggt 1560
gatgtggtgc tggatgacct cttccagaac cctgaagagc aggatgaagg ctggctcatg 1620
ggcgtgaagg agagcagctg gaaccagcac aaggagctgg agaagtgcg tggcgtcttc 1680
cccgagaact tcaactgagag ggtcccatga cggcggggcc caggcagcct ccgggcgtgt 1740
gaagaacacc tctccccgaa aatgtgtgg ttcttttttt tgttttgttt tegtttttca 1800
tcttttgaag agcaaaagga aatcaagagg agacccccag gcagaggggc gttctcccaa 1860
agattaggtc gttttccaaa gagccgcgtc ccggcaagtc cggcgggaatt caccagtgtt 1920
cctgaagctg ctgtgtcctc tagttgagtt totggcggcc ctgcctgtgc ccgcatgtgt 1980
gcctggccgc agggcggggc tgggggctgc cgagccacca tgettgcctg aagcttcggc 2040
cgccaccacc gggcaagggt cctcttttcc tggcagctgc tgtgggtggg gccagacac 2100
cagcctagcc tggtctgtcc ccgcagacgg tctgtgtgct gtttgaatat aatcttagt 2160
gttcaaaaaa aatgaaca aaaaaaaaaat gataaaaact ctcaaaaaa 2210

```

<210> SEQ ID NO 32

<211> LENGTH: 4664

<212> TYPE: DNA

<213> ORGANISM: Homo sapiens

<220> FEATURE:

<223> OTHER INFORMATION: WIPF1 glucocorticoid receptor-responsive gene

<400> SEQUENCE: 32

```

gcagcctccc ggcgctgagc gcttttctcg cccgccccgc tcagccctgc ggacccccgg 60
agaagtttcc cagaaaaaat gccagcgcgc gcgcggggct gcggagtcgt ccggagccgc 120
tgccgattt atcagcaaga ctggtgaacg cataactgcc caagatgcct gtccctcccc 180
ctccagcacc cccgcccccc ccgacgtttg cactggccaa tacagagaag cctaccttga 240
ataagacaga gcaggctggg agaaatgctc tcttttctga tatcagcaaa ggaagaaac 300
taaagaagac ggtcaccaat gacagaagtg caccaatact ggacaaacct aaaggagctg 360

```

-continued

gtgctggagg	cggtggtggt	ggctttggtg	gaggcggcgg	atttggcggg	ggaggtggtg	420
gcgaggcggg	tggaagtttt	ggagggggcg	gacctccagg	tctgggagga	ttgttccagg	480
ctggaatgcc	gaagctgaga	tccacggcca	acagggataa	tgattctgga	ggaagccgac	540
caccattggt	gccaccggga	ggaagatcca	catctgcgaa	acccttttca	cccccaagtg	600
gcccagggag	gtttcctgtg	ccttctccag	gccacagaag	tggtocecca	gagcctcaga	660
ggaaccgaat	gcccggccca	aggcccgaag	tgggctcaaa	gcctgatagc	attcctctct	720
cagtagctag	tactccaaga	ccattcaat	caagtccgca	caaccggggg	tccccaccag	780
tgcccggagg	ccccaggcag	cccagcccgg	ggcccactcc	tcccccttcc	cctggaaac	840
gcggcactgc	tttgggagga	ggctcaatac	gtcagtcctc	cttgagctcc	tcctcgcct	900
tctccaaccg	gcctcccctg	ccgctacccc	ccagcagggc	cttgatgac	aaacccctct	960
caccactctc	tccagtgggc	aacaggccct	ccatccacag	ggaagcgggt	ccccctctct	1020
ctctcagaa	caacaagcct	ccagtgcctt	ccaactccgg	gccttcggcc	tcctcacagg	1080
ccccactctc	gcccaccact	cccagcaggc	ccgggcccgc	tcctctgctc	ccaagttcca	1140
gcygcaatga	cgaaacccca	agactcccac	agcggaatct	gtccctcagt	tcgtccacgc	1200
ccccgttacc	ttcgccagga	cgttcaggtc	ctcttctctc	cccggccagt	gagagacccc	1260
cacctccagt	gagggaccgg	ccagccgat	caggcccctc	cccaccactc	cctccagtaa	1320
gcagaaacgg	cagcacatct	cgggcccctc	ctgctacccc	tcagttgcca	tccaggagtg	1380
gagtagacag	tcccaggagt	ggaccaggcc	ctccccttcc	tcctgatagg	cccagtgtgt	1440
gggcactctc	cccactcca	ccatcaacat	ctattagaaa	tggcttccaa	gactctccat	1500
gtgaagatga	gtgggaaagc	agattctact	tccatccgat	ttccgatttg	ccacctccag	1560
agccatatgt	acaaacgacc	aaaagttatc	ccagcaaact	ggcaagaaac	gaaagccgga	1620
gtggatccaa	ccgaagagaa	aggggtgctc	caccactccc	tcccatcccg	aggtgatctt	1680
tgcctgtctc	tctctaccca	agctcaagag	ctgcttctgt	tgctatctaa	gaactgcata	1740
ccctctctcc	tgtttcttcc	cttgtgcctc	atgtatgggc	aggaggaaag	gtgggagggg	1800
gagtggaat	atgctgtgtg	gggtgggaat	cggtaagaaa	tgcacctagc	tttcatatt	1860
gtgtttattc	tccagctat	tgcctgtctc	agctgcagcc	tgcctgtgct	ggctgtggg	1920
gtcgatagge	ttttgtcgta	ataggcagag	atgacttgca	tcccagcttt	ccaccaacca	1980
aattcaaca	ttcactgctt	atttgttaca	gactgtaatt	attaaagtcc	ctgagagctg	2040
ttttctcccc	ttccttttcc	gcatgcttgg	cctcctctct	gtttctatga	accacagacc	2100
acctaaagca	gctgctgagt	aagggctcac	tggaaacttg	cagtcacagg	atgtccaatc	2160
tttggcagtc	cgagcttggc	tctaggacag	agctgtccaa	tagaaatata	atgtgagccc	2220
catatacaat	ttttacattt	ctaataat	ttaaacaagt	gaagttaata	tgcataccaaa	2280
atatttcaac	ctgtaatcaa	cataaaattt	taatgagata	ttttatatta	ttttttggta	2340
ctgaatcttc	aaaatccaga	gtgtatttta	cacttaccgc	acatctccat	tcagactagt	2400
cacattttta	agtgtcctag	agccacatgt	ggctgggtggc	tactggatta	gacagcacga	2460
gtctggaaga	tggaagctag	tgcagaaacc	tcttgtttaa	aaaacaaaaa	aggcaagatg	2520
ggcttgagcg	attcaagagg	caactaaaaa	taaaattagg	accagcacc	ttgtttgaca	2580
cacagtttga	ccttcgattt	tcctccctta	acttccctct	tccttaata	tctgtatata	2640

-continued

```

agtgttgcct caaagtacca aggtcagaaa ttgattcagt acggtttact aaagtcatgt 2700
ggaataaagc cattgaaaac aaatgaaaag cctgtcggga cttctgggct cagaaccagc 2760
tggctcacgc actccacttg tcagctggac ttctgccttg tgaatggaa gcagcctttg 2820
ttcctttctg gctgagcaag ctccctgaggc tgggagagac taggaaggct tggtaggagg 2880
ggaaaaaagt caggaaaaga tatcaaatca gaaacatgga agaagaaggg aaccgatttg 2940
agttggtggg caaaactcta aaaatctaaa tctgatgctt atgtaagggt tgagcgaatt 3000
agggagattg ctagtggaaa ttggagggaa tttgttttgc atcatttgc taggatctat 3060
gcaaataag ctccactaaa ggaccatagg gaagagccag ccttgccttt tcttatatga 3120
ttttgtttac aaaattttac tgggactttt aaatctagct atagagtgg gaaaaaatat 3180
ttccacttag atattttaca tggttttgtt taaaattacc attacttgtt ttttaaaac 3240
acatgaccac atatgtatat gtatatctac ctaaacttg tatcatggtt tcagtatggt 3300
attcatgtag tactgggaga tgctaccaag aaaccaaccc aaagaaaatt ctgaaaaata 3360
catttctatt tatagaataa atgtttcatt tatataaaag caaagaact tagagtctta 3420
ataaatggga tgtctaataa attatgaagt tactgatttg aatatattat atttttataa 3480
cttctctgcc aaagtctga tttagatcat tagagaacct gtgtttcttc tctctctac 3540
cattcatctc tcttccatac agtcatttgg gctttttact caaagagaat caagaaataa 3600
taaggtataa caagcttggc aaagtgttgg ctttttaaaa aaaaattttt ttaatctcta 3660
gcagtttggg aathtagcag catcatttat ttgggattct tttatctgat tcaacagtg 3720
aaaaacatcc ctatgataa gcctaagac ccatttcaca aaagatggaa tttgccttc 3780
ctagaaaata tgacggagaa aagctgact cagagaaagt gagtctgaat tttataaggg 3840
gtagtaagaa ttggacaatt cctttgcata tctgaacttg gcaggtaccg ttctaaatct 3900
gaaacagggg gatagctcaa agttgccatt catccagaat agattgtttt agaatgtagt 3960
gtttaagtga ctgtttcatt aatacaccta caccctttct ttgaaagttt gcaacctaat 4020
tgcatctaaa actatgaata agttctgtgg taaaatctta aactatggaa aattacaaaa 4080
atgaatttt cttccctgaa atcagagctt acatgtgtgt tttttataa cattttcaga 4140
taaatgtatt caacatgtaa tacagtattt taacattcac ctcttatttt atattgaaat 4200
gtattacagt attaaaactc agtgttcagt atttatttca ctatgcattt tatttagtaa 4260
aagccaggag aaatgtttaa tccaatggtg ccttactttg tgatttaaaa gaaatcaact 4320
tttttttatg tctaagtagt agattatttg catatttgta aaaactgtta ggtccttata 4380
ttttaaagt taataccagt tttgttattt tagtagcaga aatgggatga ttgttaaagt 4440
tccccaaaaa tgttggcatg aaattaatth tccctcctt atagtcaagg accgtagagg 4500
aagaaaaact ttttttcat accatgcact atgtaaacag acacattttg ctatctgtgt 4560
catcaggata gtgtaagtgg tagggtagag actaccctag acatctgcat ctttgaagt 4620
tagccagaca ataaagaaaa gcagaatgaa aaaaaaaaaa aaaa 4664

```

<210> SEQ ID NO 33

<211> LENGTH: 1166

<212> TYPE: DNA

<213> ORGANISM: Homo sapiens

<220> FEATURE:

<223> OTHER INFORMATION: TPPI glucocorticoid receptor-responsive gene

-continued

<400> SEQUENCE: 33

```

attccaact gccagtgatc tctgaagccg actctgaggc tccctctttg ctctaacaga    60
cagcagcgac tttaggtcgg ataatagtca aattcttacc tcgctcttcc actgctagta    120
agatcagatt gcgtttcttt cagttactct tcaatcgcca gtttcttgat ctgcttctaa    180
aagaagaagt agagaagata aatcctgtct tcaatacctg gaaggaaaaa caaataaacc    240
tcaactccgt tttgaaaaaa acattccaag aactttcatc agagatttta cttagatgat    300
ttacacaatg aagaaagtac atgcactttg ggcttctgta tgctgctgct ttaatcttgc    360
ccctgcccct cttaatgctg attctgagga agatgaagaa cacacaatta tcacagatac    420
ggagttgcc aactgaaac ttatgcattc attttgtgca ttcaaggcgg atgatggccc    480
atgtaaagca atcatgaaaa gatttttctt caatatttcc actcgacagt gcaagaatt    540
tatatatggg ggatgtgaag gaaatcagaa tcgatttgaa agtctggaag agtgcaaaaa    600
aatgtgtaca agagataatg caaacaggat tataaagaca acattgcaac aagaaaagcc    660
agatttctgc tttttggaag aagatcctgg aatatgtcga ggttatatta ccaggtattt    720
ttataacaat cagacaaaac agtgtgaacg tttcaagtat ggtggatgcc tgggcaatat    780
gaacaathtt gagacactgg aagaatgcaa gaacatttgt gaagatggtc cgaatggttt    840
ccaggtggat aattatgaa cccagctcaa tgctgtgaat aactccctga ctccgcaatc    900
aaccaaggtt cccagccttt ttgttacaaa agaaggaaca aatgatggtt ggaagaatgc    960
ggctcatatt tacciaagtct ttctgaacgc cttctgcatt catgcatcca tgttctttct   1020
aggattggat agcatttcat gcctatgta atatttctgc ttttggcatt tccttaatat   1080
ttatatgtat acgtgatgcc tttgatagca tactgctaataa aagttttaa tatttcatg   1140
catagtaaaa aaaaaaaaaa aaaaaa                                     1166

```

<210> SEQ ID NO 34

<211> LENGTH: 8449

<212> TYPE: DNA

<213> ORGANISM: Homo sapiens

<220> FEATURE:

<223> OTHER INFORMATION: FN1 glucocorticoid receptor-responsive gene

<400> SEQUENCE: 34

```

gccccgcgcg gctgtgctgc acagggggag gagaggggaa cccaggcgcg agcgggaaga    60
ggggacctgc agccacaact tctctggtcc tctgcatccc ttctgtccct ccaccctcc    120
ccttccccac cctctggccc ccaccttctt ggaggcgaca acccccggga ggcattagaa    180
gggatttttc ccgacggttg cgaaggggag caaacttggg ggcaacttgc ctcccgggtg    240
gggctctctt cccccaccgt ctcaacatgc ttaggggtcc ggggcccggg ctgctgctgc    300
tggccgtcca gtgcctgggg acagcgggtg cctccacggg agcctcgaag agcaagaggc    360
aggctcagca aatggttcag cccagctccc cggtggtgtg cagtcaaagc aagcccgtt    420
gttatgacaa tggaaaacac tatcagataa atcaacagtg ggagcggacc tacctaggca    480
atgctgttgt ttgtacttgt tatggaggaa gccgaggttt taactgcgag agtaaacctg    540
aagctgaaga gacttgcttt gacaagtaca ctgggaacac ttaccgagtg ggtgacactt    600
atgagcgtcc taaagactcc atgatctggg actgtacctg catcggggct gggcgaggga    660
gaataagctg taccatcgca aaccgctgcc atgaaggggg tcagtcctac aagattggtg    720

```

-continued

acacctggag gagaccacat gagactggtg gttacatggt agagtgtgtg tgtcttggtg	780
atggaaaagg agaattggacc tgcaagccca tagctgagaa gtgttttgat catgctgctg	840
ggacttccta tgttgtcgga gaaacgtggg agaagcccta ccaaggctgg atgatggtag	900
attgtacttg cctgggagaa ggcagcggac gcatcacttg cacttctaga aatagatgca	960
acgatcagga cacaaggaca tcctatagaa ttggagacac ctggagcaag aaggataatc	1020
gaggaaaacct gctccagtgc atctgcacag gcaacggccg aggagagtgg aagtgtgaga	1080
ggcacacctc tgtgcagacc acatcgagcg gatctggccc cttcaccgat gttcgtgcag	1140
ctgtttacca accgcagcct cccccacgc ctccctcccta tggccactgt gtcacagaca	1200
gtggtgtggt ctactctgtg gggatgcagt ggctgaagac acaaggaaat aagcaaatgc	1260
tttgacgtg cctgggcaac ggagtcagct gccaaagac agctgtaacc cagacttacg	1320
gtggcaactc aaatggagag ccatgtgtct taccattcac ctacaatggc aggacgttct	1380
actcctgcac cacagaaggg cgacaggacg gacatctttg gtgcagcaca acttcgaatt	1440
atgagcagga ccagaaatac tctttctgca cagaccacac tgttttggtt cagactcgag	1500
gaggaaaattc caatggtgcc ttgtgccact tccccttctc atacaacaac cacaattaca	1560
ctgattgcac ttctgagggc agaagagaca acatgaagtg gtgtgggacc acacagaact	1620
atgatgccga ccagaagttt gggttctgcc ccatggctgc ccacgaggaa atctgcacaa	1680
ccaatgaagg ggtcatgtac cgcattggag atcagtggga taagcagcat gacatgggtc	1740
acatgatgag gtgcacgtgt gttgggaatg gtcgtgggga atggacatgc attgcctact	1800
cgcagcttcg agatcagtgc attgtgatg acatcactta caatgtgaac gacacattcc	1860
acaagcgtca tgaagagggg cacatgctga actgtacatg cttcggtcag ggtcggggca	1920
ggtggaagtg tgatcccgc gaccaatgcc aggattcaga gactgggacg ttttatcaaa	1980
ttggagattc atgggagaag tatgtgcatg gtgtcagata ccagtgtac tgctatggcc	2040
gtggcattgg ggagtggcat tgccaacctt tacagaccta tccaagetca agtggctctg	2100
tcgaagtatt tatcactgag actccgagtc agcccaactc ccaccccatc cagtggaatg	2160
caccacagcc atctcacatt tccaagtaca ttctcaggtg gagacctaaa aattctgtag	2220
gccgttgga ggaagctacc ataccaggcc acttaaacctc ctacaccatc aaaggcctga	2280
agcctgggtg ggtatacgag ggccagctca tcagcatcca gcagtacggc caccaagaag	2340
tgactcgctt tgacttcacc accaccagca ccagcacacc tgtgaccagc aacaccgtga	2400
caggagagac gactcccttt tctcctcttg tggccacttc tgaatctgtg accgaaatca	2460
cagccagtag ctttgtggtc tctctgggtc cagcttccga caccgtgtcg ggattccggg	2520
tggaatatga gctgagtgag gagggagatg agccacagta cctggatctt ccaagcacag	2580
ccacttctgt gaacatccct gacctgcttc ctggccgaaa atacattgta aatgtctatc	2640
agatatctga ggatggggag cagagtttga tctgtctac ttcacaaaca acagcgctg	2700
atgccctcc tgaccggact gtggaaccaag ttgatgacac ctcaattggt gttcgtgga	2760
gcagacccca ggctcccatc acagggatca gaatagtcta ttcgccatca gtagaaggta	2820
gcagcacaga actcaacctt cctgaaactg caaactccgt caccctcagt gacttgcaac	2880
ctggtgttca gtataacatc actatctatg ctgtggaaga aaatcaagaa agtacacctg	2940
ttgtcattca acaagaaacc actggcacc caccgtcaga tacagtgccc tctcccagg	3000

-continued

acctgcagtt	tgtggaagt	acagacgtga	aggtcaccat	catgtggaca	ccgcctgaga	3060
gtgcagtgac	cggtaccgt	gtggatgtga	tccccgtcaa	cctgcctggc	gagcacgggc	3120
agaggctgcc	catcagcagg	aacacctttg	cagaagtcaac	cgggctgtcc	cctgggggtca	3180
cctattactt	caaagtcttt	gcagtgagcc	atgggagggg	gagcaagcct	ctgactgctc	3240
aacagacaac	caaaactggat	gctcccacta	acctccagtt	tgtcaatgaa	actgattcta	3300
ctgtcctggt	gagatggact	ccacctggg	cccagataac	aggataccga	ctgaccgtgg	3360
gccttaccgg	aagaggacag	cccaggcagt	acaatgtggg	tccctctgtc	tccaagtacc	3420
cactgaggaa	tctgcagcct	gcatctgagt	acaccgtatc	cctcgtggcc	ataaagggca	3480
accaagagag	ccccaaagcc	actggagtct	ttaccacact	gcagcctggg	agctctattc	3540
caccttacia	caccgaggtg	actgagacca	ccattgtgat	cacatggacg	cctgctccaa	3600
gaattggttt	taagctgggt	gtacgaccaa	gccagggagg	agaggcacca	cgagaagtga	3660
cttcagactc	aggaagcacc	gttgtgtccg	gcttgactcc	aggagtagaa	tacgtctaca	3720
ccatccaagt	cctgagagat	ggacagggaaa	gagatgcgcc	aattgtaaac	aaagtgggtga	3780
caccattgtc	tccaccaaca	aacttgcatc	tggaggcaaa	ccctgacact	ggagtgtctca	3840
cagtctcctg	ggagaggagc	accaccccag	acattactgg	ttatagaatt	accacaacct	3900
ctacaaacgg	ccagcagggg	aattcttttg	aagaagtggg	ccatgctgat	cagagctcct	3960
gcacttttga	taacctgagt	cccggcctgg	agtacaatgt	cagtgtttac	actgtcaagg	4020
atgacaagga	aagtgtccct	atctctgata	ccatcatccc	agctgttccct	cctcccactg	4080
acctgcgatt	caccaacatt	ggtccagaca	ccatgcgtgt	cacctgggct	ccacccccat	4140
ccattgattt	aaccaacttc	ctggtgcgct	actcacctgt	gaaaaatgag	gaagatgttg	4200
cagagttgtc	aattttctct	tcagacaatg	cagtggctct	aacaaatctc	ctgcctggta	4260
cagaatatgt	agtgagtgtc	tccagtgtct	acgaacaaca	tgagagcaca	cctcttagag	4320
gaagacagaa	aacaggtctt	gattccccaa	ctggcattga	ctttctgat	attactgcca	4380
actcttttac	tgtgcactgg	attgtctctc	gagccaccat	cactggctac	aggatccgcc	4440
atcatcccga	gcacttcagt	gggagacctc	gagaagatcg	ggtgccccac	tctcggaatt	4500
ccatcacctc	caccaacctc	actccaggca	cagagtatgt	ggtcagcacc	gttgctctta	4560
atggcagaga	ggaaagtccc	ttattgattg	gccacaatc	aacagtttct	gatgttccga	4620
gggacctgga	agttgtgtct	gcgaccccc	ccagcctact	gatcagctgg	gatgctcctg	4680
ctgtcacagt	gagatattac	aggatcactt	acggagagac	aggaggaaat	agccctgtcc	4740
aggagttcac	tgtgcctggg	agcaagtcta	cagctaccat	cagcggcctt	aaacctggag	4800
ttgattatac	catcactgtg	tatgctgtca	ctggccgtgg	agacagcccc	gcaagcagca	4860
agccaatttc	cattaattac	cgaacagaaa	tgacaaaacc	atcccagatg	caagtgaccg	4920
atgttcagga	caacagcatt	agtgtcaagt	ggctgccttc	aagttcccct	gttactgggt	4980
acagagtaac	caccactccc	aaaaatggac	caggaccaac	aaaaactaaa	actgcaggtc	5040
cagatcaaac	agaaatgact	attgaaggct	tcagcccacc	agtgaggat	gtggttagt	5100
tctatgctca	gaatccaage	ggagagagtc	agcctctggt	tcagactgca	gtaaccaaca	5160
ttgatcgccc	taaaggactg	gcattcactg	atgtggatgt	cgattccatc	aaaattgctt	5220
gggaaagccc	acaggggcaa	gtttccaggt	acaggggtgac	ctactcgagc	cctgaggatg	5280

-continued

gaatccatga gctattccct gcacctgatg gtgaagaaga cactgcagag ctgcaaggcc 5340
tcagaccggg ttctgagtac acagtcagtg tggttgcctt gcacgatgat atggagagcc 5400
agccctgat tggaaaccag tccacagcta ttctgcacc aactgacctg aagttcactc 5460
aggtcacacc cacaagcctg agcgcccagt ggacaccacc caatgttcag ctactggat 5520
atcgagtgcg ggtgaccccc aaggagaaga cggaccaat gaaagaaatc aaccttgctc 5580
ctgacagctc atccgtggtt gtatcaggac ttatggtggc caccaaatat gaagtgagtg 5640
tctatgctct taaggacct ttgacaagca gaccagctca gggagttgtc accactctgg 5700
agaatgtcag cccaccaaga agggctcgtg tgacagatgc tactgagacc accatcacca 5760
ttagctggag aaccaagact gagacgatca ctggcttcca agttgatgcc gttccagcca 5820
atggccagac tccaatccag agaaccatca agccagatgt cagaagctac accatcacag 5880
gtttacaacc aggcactgac tacaagatct acctgtacac cttgaatgac aatgctcgga 5940
gtccccctgt ggtcatgcag gcctccactg ccattgatgc accatccaac ctgctgttcc 6000
tggccaccac acccaattcc ttgctggtat catggcagcc gccacgtgcc aggattaccg 6060
gtacatcat caagtatgag aagcctgggt ctctcccag agaagtggtc cctcgcccc 6120
gccctgggtg cacagaggct actattactg gcctggaacc gggaaaccga tatacaattt 6180
atgtcattgc cctgaagaat aatcagaaga gcgagcccct gattggaagg aaaaagacag 6240
acgagcttcc ccaactggta acccttccac accccaatct tcatggacca gagatcttgg 6300
atgttcttc cacagttcaa aagaccctt tctcaccaca ccctgggtat gacactggaa 6360
atggtattca gttcctggtc acttctggtc agcaaccag tgttgggcaa caaatgatct 6420
ttgaggaaca tggttttagg cggaccacac cgcccacaac ggccaccccc ataaggcata 6480
ggccaagacc ataccgccc aatgtaggac aagaagctct ctctcagaca accatctcat 6540
gggccccatt ccaggacct tctgagtaca tcatttcatg tcatcctgtt ggcactgatg 6600
aagaaccctt acagttcagg gttctcgaa cttctaccag tgccaactctg acaggcctca 6660
ccagagggtgc cacctacaac atcatagtgg aggcactgaa agaccagcag aggcataagg 6720
ttcgggaaga ggtgtgtacc gtgggcaact ctgtcaacga aggcttgaac caacctacgg 6780
atgactcgtg ctttgacccc tacacagttt cccattatgc cgttgagat gagtgggaac 6840
gaatgtctga atcagccttt aaactgttgt gccagtgett aggetttgga agtggtcatt 6900
tcagatgtga ttcatctaga tgggtccatg acaatggtgt gaactacaag attggagaga 6960
agtgggaccg tcaggagaaa aatggccaga tgatgagctg cacatgtctt gggaaacggaa 7020
aaggagaatt caagtgtgac cctcatgagg caacgtgtta tgatgatggg aagacatacc 7080
acgtaggaga acagtggcag aaggaatctc tcggtgccat ttgctcctgc acatgctttg 7140
gaggccagcg gggctggcgc tgtgacaact gccgcagacc tgggggtgaa cccagtccc 7200
aaggcactac tggccagtcc tacaaccagt attctcagag ataccatcag agaacaaaca 7260
ctaagttaa ttgccaatt gagtgcttca tgctttaga tgtacaggct gacagagaag 7320
attcccgaga gtaaatctc tttccaatcc agaggaacaa gcatgtctct ctgccaagat 7380
ccatctaaac tggagtgatg ttagcagacc cagcttagag ttcttcttc tttcttaagc 7440
cctttgctct ggaggaagt ctccagcttc agctcaactc acagcttctc caagcatcac 7500
cctgggagtt tctgagggt tttctcataa atgagggtc caccattgctt gttctgcttc 7560

-continued

```

gaagtattca ataccgctca gtattttaa tgaagtgatt ctaagatttg gtttgggatc 7620
aataggaaag catatgcagc caaccaagat gcaaatgttt tgaaatgata tgacccaaat 7680
ttaaagtagg aaagtcaccc aaacacttct gctttcactt aagtgtctgg cccgcaatac 7740
tgttagaaca agcatgatct tgttactgtg atattttaa tatccacagt actcactttt 7800
tccaaatgat cctagtaatt gcctagaaat atctttctct tacctgttat ttatcaattt 7860
ttcccagtat ttttatacgg aaaaaattgt attgaaaaca cttagatgac agttgataag 7920
aggaatttgg tataattatg gtgggtgatt atttttata ctgtatgtgc caaagcttta 7980
ctactgtgga aagacaactg ttttaataaa agatttacct tccacaactt gaagttcatc 8040
tatttgatat aagacacctt cgggggaaat aattcctgtg aatattcttt tcaattcag 8100
caaacatttg aaaatctatg atgtgcaagt ctaattgttg atttcagtac aagattttct 8160
aaatcagttg ctacaaaaac tgattgggtt ttgtcacttc atctcttcac taatggagat 8220
agctttacac tttctgcttt aatagattta agtggacccc aatatttatt aaaattgcta 8280
gtttaccggt cagaagtata atagaataa tctttagtgt ctcttttcta accattgtaa 8340
ttcttcctt cttccctcca ccttcccttc attgaataaa cctctgttca aagagattgc 8400
ctgcaagggg aataaaaaatg actaagatat taaaaaaaa aaaaaaaaaa 8449

```

<210> SEQ ID NO 35

<211> LENGTH: 4625

<212> TYPE: DNA

<213> ORGANISM: Homo sapiens

<220> FEATURE:

<223> OTHER INFORMATION: FAM134A glucocorticoid receptor-responsive gene

<400> SEQUENCE: 35

```

agcgtccgc agtcacgtga cgctcgtccg caacctctgc tgtcctccgc ggcgccccct 60
tccgcctgac gcgcccccg cggcgccgcg gcagccctgg ctccctcgcgg gctcgggccc 120
cggctgcgcg ggggctatgg cgagcggcgg tggcgggggt aacctggcg cgggtggggg 180
gccgggggat ggctgagcc tgggctggg tctgggtctg agcctaggca tgagtgagge 240
caccagtgag gcagaggagg aggcggccac ggccgaggcg gtgggacgcc tggccacgac 300
gctgtggctg cggtcccgcg gctgggagge ggtgctggcg gcggcgcagc ggttgcctgt 360
gtgggagaag ccgctgcaca gcctggctac gggggcgcg ctcaacggcc tcttctgggt 420
gctgtcttcc tcgtccctcc ggcccttctt cctactcagc gtctcacttt tggcctat 480
tctgtgggat ctctggcagc ctctgtttct ccctgacgtt tcagcatcat ccccagagga 540
gccacactct gacagtgagg gtgcggggtc aggcgcccgg ccgcacctgc tgagtgtgcc 600
cgagttgtgc agatacctgg ctgagagctg gctcaccctc cagattcacc tgcaggagct 660
gctgcagtac aagaggcaga atccagctca gttctgctt cgagtctgct ctggctgtgc 720
tgtgttggtt gtgttgggac actatgttcc agggattatg atttctaca ttgtcttgtt 780
gagtatcctg ctgtggcccc tgggtggtta tcatgagctg atccagagga tgtacactcg 840
cctggagccc ctgctcatgc agctggacta cagcatgaag gcagaagcca atgccctgca 900
tcacaaacac gacaagagga agcgtcaggg gaagaatgca cccccaggag gtgatgagcc 960
actggcagag acagagagtg aaagcgaggc agagctggct ggcttctccc cagtgtgtga 1020
tgtgaagaaa acagcatttg ccttggccat tacagactca gagctgtcag atgaggaggc 1080

```

-continued

ttctatcttg gagagtggg gcttctccgt atccccggcc acaactccgc agctgactga 1140
tgtctccgag gatttggacc agcagagcct gccaaagtga ccagaggaga ccctaagccg 1200
ggacctaggg gagggagagg agggagagct ggccccctcc gaagacctac taggccgtcc 1260
tcaagctctg tcaaggcaag ccctggactc ggaggaagag gaagaggatg tggcagctaa 1320
ggaaaccttg ttgcggctct catccccctt ccactttgtg aacacgcact tcaatggggc 1380
agggcccccc ccagatggag tgaaatgctc ccctggagga ccagtggaga cactgagccc 1440
cgagacagtg agtgggtggc tcaactgctc gcccgccacc ctgtcacctc cactttgcct 1500
tgttggaagt gaccagcccc cctccccctc cattctccca cctgttcccc aggactcacc 1560
ccagccccct cctgccccct aggaagaaga ggcaactcacc actgaggact ttgagtgtgt 1620
ggatcagggg gagctggagc agctgaatgc agagctgggc ttggagccag agacaccgcc 1680
aaaaccccct gatgtccac ccctggggcc cgacatccat tctctggtac agtcagacca 1740
agaagctcag gccgtggcag agccatgagc cagccgttga ggaaggagct gcaggcacag 1800
tagggcttcc tggctaggag tgttgctgtt tctcctttg cctaccactc tggggtgggg 1860
cagtgtgtgg ggaagctggc tgtcggatgg tagctattcc accctctgcc tgectgcctg 1920
cctgctgtcc tgggcatggt gcagtaacctg tgectaggat tggttttaa tttgtaata 1980
atthtccatt tgggttagtg gatgtgaaca gggctagggg agtccctccc acagcctgcg 2040
cttgcctccc tgectcatct ctattctcat tccactatgc cccaagccct ggtggtctgg 2100
ccctttcttt tctctctat cctcagggac ctgtgctgct ctgccctcat gtcccacttg 2160
gttgttagt tgaggcactt tataatthtt ctcttctctt gtgttcttt ctgctttatt 2220
tccctgctgt gtccctgctc tagcagctca accccatcct ttgccagctc ctccatccc 2280
gtgggcaact gcccaagcttt agggaggtcc ctggtctggg aagtaaagag taaacctggg 2340
gcagtgggtc agggcagtag ttacactctt aggtcactgt agtctgtgta accttcaactg 2400
catccttgcc ccattcagcc cggcctttca tgatgcagga gagcagggat cccgcagtac 2460
atgggcccag cactggagtt ggtgagcatg tgctctctct tgagattagg agcttccctta 2520
ctgctcctct gggatgatcca agtgtagtgg gacccccctc tagggtcagg aagtggacac 2580
taacatctgt gcagggttg acttgaaaaa taaagtgttg attggctaga actgctgcct 2640
ccctgactgt gagctgcctt ccacaccctg cactgcaactg tgttctctcc tcacccttaa 2700
cctgcttcac tccagtctgt tctggctgtt tattaccctg ttgcaaaaca gggccgaagc 2760
aaggattacc ttgacaaccc tagcttctcc ttagccatct tccttgacag tgtgatctgt 2820
ttagtgagat ttagcatgtg tgaataaagt atatgcagga ggaaattgct ttgtcttccc 2880
aatcggtaga aattcgggac cataaaaatt gtgttttacc atgtggccta caacctaac 2940
actgctttct taagaagtct tcaccatct acatgctaac aactcaactc gcctggattt 3000
atctttactg gggaagccaa acaagcaata gaggacctt acctgtgtta gaaatgagtt 3060
ggagccaagg aacctgaag aaatagtatc ttaacagtta ctgagtccat tgtatgtgct 3120
tggctctgct ctgagtatt tatatgtatt aagatthttc ctcacaggtc agatataac 3180
tgttactaac ttcattttat agacaggta agcttctga aggccacagg tcccagtaaa 3240
ttgtggagcc agaaccctaaa cccaagaagt tttggcttca gcaaatgcat cagacagccc 3300
ctgtccatta atagggcaca ggtaggaaga tgcacaagga tgtgggaact atagagaacc 3360

-continued

```

aatctgatgc cttggcttaa caaagagtgg acatggcaag ccttctctt tggggaagaa 3420
aagcccagaa ctgagcagat gccctcctt atgagttcat gtcctccgcc ttcagctgga 3480
ggtaccatat ggcgatgcta cctgtcttc tgctggaggt accataggt aatgctgcct 3540
ggctgtctgc tggaggtacc atatggaat gctgctgtc tttctgaggt tgacttttat 3600
gccatgtctt tctaagtgt gtaagaattt tctgtttgc ttcacattg actgagaatc 3660
attctaggtt ttgattgagc cctgtctcg tgccactaaa ggaactcga cttttcatca 3720
cttagagatt tcagagggga atggaaaaac agttctaac aataagcaag caattcaaga 3780
aaaaatagaat taatcaggca atgactgcaa catgctctat ctttaatcta ttttcttatt 3840
aagcttggac attgacaata gaaccagaag cttgtagctg gatcaaaata ttctccatag 3900
gcctggagtt tcatgaggtt ctattctttt gttgttttg ttttggttt ttgtttttt 3960
tgggtttttt ttttttttt tttgagacgg agtcttgttc tgttgcccag gctggagtgc 4020
aatggtgcag tcttggttca ctgcaacctc tgccctccag gttcaaaaca ttctcctgcc 4080
tcagccgtcc aagtagctgg gattacaggt gcatgccacg atgcctggct attttttgta 4140
tttttagtag aggtggggtt tcaccatggt gccaggtcg gtctcgaact cctgacctca 4200
ggtgattcac ccacctcgcc ctcccaaagt gctgggatta caggtgtgag ccacggcgcc 4260
cagcctcatg aggtctatt ctttacatc accatggtct gatggttgc acatgtttgt 4320
ctatgatttt tttttctat taccaggtg cttggccggt tcatgcccc cgaatgaaag 4380
gccagaggtt tcatatgag taaaagaaaa aagcagaat gtgaaacct caattaggt 4440
aaacaaaaat caactggaaa agtacaggct gaggggagaa gagttggcta catgtttatg 4500
ttaggggagg agggagtaca ttttagctat gtattcaaac agctaagat ttaatgttgc 4560
tgcttataaa cttaatttta ggctgcatta ataaaagtgt agtctccaaa acaaaaaaaaa 4620
aaaaa 4625

```

<210> SEQ ID NO 36

<211> LENGTH: 7556

<212> TYPE: DNA

<213> ORGANISM: Homo sapiens

<220> FEATURE:

<223> OTHER INFORMATION: NR1P1 glucocorticoid receptor-responsive gene

<400> SEQUENCE: 36

```

gcaggcgcct tcgcgaccg agcctgacgg agccggagggc tgggagccgc ggcggcctgg 60
ggaagtgttt ggattgtgag ctatttcaga actgttctca ggactcatta ttttaacatt 120
tgggagaaac acagccagaa gatgcacact tgactgaagg aggacagga atctgaagac 180
tccggatgac atcagagcta cttttcaaca gccttctcaa ttttcttct cagaaagcag 240
aggctcagag cttggagaca gacgaacct gatatttga tttaatggg aacaaaagat 300
gaagaaggaa aaggaatata ttcactaagg attctatctg cttactgcta cagacctatg 360
tgtaaggaa ttcttctct cctccttgcg tagaagttga tcagcactgt ggtcagactg 420
catttatctt gtcattgcca gaagaatct tggacagaat gtaacagtac gtctctctct 480
gattgcgatg gaaggtgata aactgatact cttttattaa agttacatcg cactcaccac 540
agaaaacct tctttaaagt gaatagaaac caagcccttg tgaacacttc tattgaacat 600
gactcatgga gaagagcttg gctctgatgt gcaccaggat tctattgttt taacttacct 660

```

-continued

agaaggatta ctaatgcac aggcagcagg gggatcaggt actgccgttg acaaaaagtc	720
tgctgggcat aatgaagagg atcagaactt taacatttct ggcagtgcac tccccactg	780
tcaaagtaat ggtccagttc tcaatacaca tacatatcag gggctctggca tgctgcacct	840
caaaaaagcc agactgttgc agtcttctga ggactggaat gcagcaaagc ggaagaggct	900
gtctgattct atcatgaatt taaacgtaaa gaaggaagct ttgctagctg gcatggttga	960
cagtgctcct aaaggcaaac aggatagcac attactggcc tctttgcttc agtcattcag	1020
ctctaggctg cagactgttg ctctgtcaca acaaatcagg cagagcctca aggagcaagg	1080
atatgccctc agtcatgatt ctttaaaagt ggagaaggat ttaaggtgct atgggtgttc	1140
atcaagtcac ttaaaaactt tgttgaagaa aagtaaagtt aaagatcaaa agcctgatac	1200
gaatcttctc gatgtgacta aaaacctcat cagagatagg tttgcagagt ctctcatca	1260
tgttgacaa agtggaacaa aggtcatgag tgaaccgttg tcatgtctg caagattaca	1320
ggctgttgca agcatggtgg aaaaaagggc tagtctgcc acctcaccta aacctagtgt	1380
tgcttgtagc cagttagcat tacttctgtc aagcgaagcc catttgcagc agtattctcg	1440
agaacacgct ttaaaaagc aaaatgcaaa tcaagcagca agtgaaagac ttgctgctat	1500
ggccagattg caagaaaatg gccagaagga tgttggcagt taccagctcc caaaaggaat	1560
gtcaagccat cttaatggtc aggcaagaac atcatcaagc aaactgatgg ctagcaaaag	1620
tagtgctaca gtgtttcaaa atccaatggg tatcattctc tcttccccta aaaatgcagg	1680
ttataagaac tcaactgaaa gaaacaatat aaaacaagct gctaacaata gtttgccttt	1740
acatcttctt aaaagccaga ctatacctaa gccaatgaat ggacacagtc acagtgagag	1800
aggaagcatt tttgagggaa gtagtacacc tacaactatt gatgaatatt cagataacaa	1860
tctagtctt acagatgaca gcagtggtga tgaagttct tattccaact gtgttcccat	1920
agacttgctc tgcaaacacc gaactgaaaa atcagaatct gaccaacctg tttccctgga	1980
taacttcact caatccttgc taaacacttg ggatccaaaa gtcccagatg tagatatcaa	2040
agaagatcaa gatacctcaa agaattctaa gctaaactca caccagaaag taacacttct	2100
tcaattgcta cttggccata agaatgaaga aatgtagaa aaaaacacca gccctcaggg	2160
agtacacaat gatgtgagca agttcaatac acaaaattat gcaaggactt ctgtgataga	2220
aagcccagc acaaatcgga ctactccagt gagcactcca cctttactta catcaagcaa	2280
agcagggctc cccatcaate tctctcaaca ctctctggtc atcaaatgga attccccacc	2340
atatgtctgc agtactcagt ctgaaaagct aacaaatact gcatacaacc actcaatgga	2400
ccttacaaaa agcaaaagacc caccaggaga gaaaccagcc caaaatgaag gtgcacagaa	2460
ctctgcaacg tttagtgcca gtaagctgtt acaaaattta gcacaatgtg gaatgcagtc	2520
atccatgtca gtggaagagc agagaccag caaacagctg ttaactggaa acacagataa	2580
accgataggt atgattgata gattaatatg ccttttctc tcaataaaaa caaatgcagt	2640
tgaagaaaaat aaagcattta gtagtcaacc aacaggtcct gaaccagggc tttctggctc	2700
tgaatatagaa aatctgcttg aaagacgtac tgtcctccag ttgctcctgg ggaaccccaa	2760
caaagggag agtgaaaaa aagagaaaac tcccttaaga gatgaaagta ctcaggaaca	2820
ctcagagaga gctttaagtg aacaaatact gatggtgaaa ataaaatctg agccttgatga	2880
tgacttacia attcctaaca caaatgtgca cttgagccat gatgctaaga gtgccccatt	2940

-continued

cttgggtatg gctcctgctg tgcagagaag cgcacctgcc ttaccagtgt ccgaagactt	3000
taaatcggag cctgtttcac ctcaggattt ttctttctcc aagaatggtc tgctaagtcg	3060
attgctaaga caaaatcaag atagttacct ggcagatgat tcagacagga gtcacagaaa	3120
taatgaaatg gcacttctag aatcaaagaa tctttgcatg gtcctaaga aaaggaagct	3180
ttatactgag ccattagaaa atccatttaa aaagatgaaa aacaacattg ttgatgctgc	3240
aaacaatcac agtgcccag aagtactgta tgggtccttg cttaccagg aagagctgaa	3300
athtagcaga aatgatcttg aatttaaata tctgctgggt catggctcag ccagcgaaag	3360
tgaacacagg agttgggcca gagagagcaa aagctttaat gttctgaaac agctgcttct	3420
ctcagaaaac tgtgtcggag atttgtcccc gcacagaagt aactctgtgg ctgacagtaa	3480
aaagaaagga cacaaaaata atgtgaccaa cagcaaacct gaatttagca tttcttctt	3540
aatggactg atgtacagtt ccaactcagcc cagcagttgc atggataaca ggacattttc	3600
ataccaggt gtagtaaaaa ctctgtgtag tctactttc cctgagcact tgggctgtgc	3660
agggtctaga ccagaatctg ggcttttgaa tgggtgttcc atgccagtg agaaaggacc	3720
cattaagtgg gttatcactg atgcggagaa gaatgagtat gaaaaagact ctccaagatt	3780
gacccaaaac aacccaatac tatattacat gcttcaaaaa ggaggcaatt ctgttaccag	3840
tcgagaaaca caagacaagg acatttgag ggaggcttca tctgctgaaa gtgtctcaca	3900
ggtcacagcc aaagaagagt tacttctac tgcagaaacg aaagcttctt tctttaattt	3960
aaagagccct tacaatagcc atatgggaaa taatgcttct cgtccacaca gcgcaaatgg	4020
agaagtttat ggacttctgg gaagcgtgct aacgataaag aaagaatcag aataaaatgt	4080
acctgccatc cagttttgga tctttttaa actaatgagt atgaacttga gatctgtata	4140
aataagagca tgattgaaa aaaagcatgg tataattgaa acttttttca ttttgaaaag	4200
tattggttac tggatgagtt gaaatagca tactaatttt tcttaacat tagatgtcat	4260
gaggaaacta ctgaactagc aattgggtgt ttaacacttc tgtatgcatc agataacaac	4320
tgtgagtage ctatgaatga aattctttta taaatattag gcataaatta aaatgtaaaa	4380
ctccattcat agtggattaa tgcattttgc tgcctttatt aggtacttt attttgcttt	4440
tcagaagtca gctacataa cacattttta aagtctaacc tgttaaaca ctctttaaag	4500
gataattatc caataaaaaa aaacctagtg ctgattcaca gcttattatc caattcaaaa	4560
ataaattaga aaaatatag cttacatttt tcaacttttg taaaaagaaa aaaaaaggt	4620
gtttatttt aactcttgga agaggtttg tggttcccaa tgtgtctgtc ccaccctgat	4680
cttttcaat atatatctt ttaaaccttg tgctacttag taaaaattga ttacaattga	4740
gggaagttg atagatcctt taaaaaaaag gcagatttcc atttttgta ttttaactac	4800
tttactaaat taatactcct ccttttacag aattagaaaa gttaacattt atctttaggt	4860
ggtttctga aaagtgaat atttaagaaa ttgtttttaa cagaagcaaa atggcttttc	4920
tttgacagt tttcaccatc tcttgtaaaa gtttaatttc accattctctg tggtaacctg	4980
gagtgttatg accaggatc cttaaacctg aactcagacc acttgatta gaaccatctg	5040
gagcacttgt tttaaaatgc agattcatag gcagcatctc agatctacag aacaagaatc	5100
tctgtaagt ggacctgaa tcttccatct gcactctaac atgctctcta ggtgttctt	5160
gtgtttgaga accatgactt atgactttcc tcagaacatg agactgtaaa acaaaaaaca	5220

-continued

aaaactatgt gatgcctcta ttttcccaa tacagtcaca catcagctca aaatttgcaa	5280
tattgtagtt catataattac cgttatgtct ttggaatcg gggtcagaac actttttatg	5340
acaaaaattg ggtggagggg ataactttca tatctggctc aacatctcag gaaaatctgt	5400
gattatttgt gtgttctaag gagtaacatc tacttagtta gccttaggga tggaaaaaca	5460
gggccactta ccaaactcag gtgattccag gatggtttgg aaacttctcc tgaatgcac	5520
cttaaccttt attaaaacca ttgtcctaag aacaatgcca acaaagctta caacatttag	5580
tttaaaccca agaagggcac taaactcaga ttgactaaat aaaaagtaca aagggcacat	5640
atacgtgaca gaattgtaca caatcactcc attggatctt ttactttaaa gtagtgatga	5700
aaagtacatg ttgatactgt cttagaagaa attaatatat tagtgaagcc acatgggggt	5760
tcagttgcca aacaggtctg tttttatggt cagtttgtac aatccacaat tcattcacca	5820
gatattttgt tcttaattgt gaaccagggt agcaaatgac ctatcaaaaa ttattctata	5880
atcactacta gttaggatat tgatttaaaa ttgttctact tgaagtgggt tetaagattt	5940
ttatattaaa aataggtgtg atttcctaag atgatctaaa accctaaatg gttatttttc	6000
ctcagaatga tttgtaata gctactggaa atattataca gtaataggag tgggtattat	6060
gcaacatcat ggagaagtga aggcataggc ttattctgac ataaaattcc actggccagt	6120
tgaatatatt ctattccatg tccatactat gacaacttta ttgtcaacac tatataaata	6180
agcttttaaa caagtcattt ttcttgatcg ttgtggaagg tttggagcct tagaggatg	6240
tcagaaaaaa tatgttggtg ttctcctctg ggtaggggga aatgaccttt ttacaagaga	6300
gtgaaattta ggtcagggaa aagaccaagg gccagcattg ctacttttgt gtgtgtgtgt	6360
gtgggttttg tttgtttttt ttggttggct gggtgttttc gttgtgttta acaaaggaat	6420
gagaatatgt aatacttaaa taaacatgac cacgaagaat gctgttctga tttactagag	6480
aatgttccca atttgaattt aggggtgatt taaagaacag tgagaaaggg catacatcca	6540
cagattcact ttgtttatgc atatgtagat acaaggatgc acatatacac attttcaagg	6600
actattttag atactagac aatttcttct aataaagtca tttgtgaaag ggtactacag	6660
cttattgaca tcagtaaggt agcattcatt acctgtttat tctctgctgc atcttacaga	6720
agagtaaaact ggtgagagta tatattttat atatatatat atatatatat atataatag	6780
tatatatata tatattgact tgttacatga agatgttaaa atcgggtttt aaaggatgat	6840
taaatagtga tttccttaat gaaaaataca tttttgtat tgttctaag caacagaaaa	6900
gccttttaat ctctttgggt cctgtatatt ccatgtataa gtgtaaatat aatcagacag	6960
gtttaaaagt tgtgcatgta tgtatacagt tgcaagtctg gacaaatgta tagaataaac	7020
cttttattta agttgtgatt acctgctgca tgaaaagtgc atgggggacc ctgtgcatct	7080
gtgcatttgg caaaatgtct taacaaatca gatcagatgt tcacctaac atgacagtat	7140
tccatttctg gacatgacgt ctgtgggtta agctttgtga aagaatgtgc tttgattcga	7200
agggtcttaa agaatttttt taatcgtcaa ccacttttaa acataaagaa ttcacacaac	7260
tactttcatg aattttttta tcccattgca aacattattc caagagtac ccagtattag	7320
caatactgga atataggcac attaccattc atagtaagaa ttctgggtgt tacacaacca	7380
aatttgatgc gatctgctca gtaatataat ttgccatttt tattagaat ttaatttctt	7440
catgtgatgt catgaaaactg tacatactgc agtgtgaatt tttttgtttt gttttttaat	7500

-continued

 cttttagtgt ttacttctcg cagtgaattt gaataaatga gaaaaaatgc attgtc 7556

<210> SEQ ID NO 37
 <211> LENGTH: 1516
 <212> TYPE: DNA
 <213> ORGANISM: Homo sapiens
 <220> FEATURE:
 <223> OTHER INFORMATION: RAC2 glucocorticoid receptor-responsive gene

<400> SEQUENCE: 37

```

tgccccacca ccgctgctcc tcagcaggcg cctcaccagc ctccacaccc cttgcgcccc 60
cagaaaacgcy cctggccctg agctgtcacc accgacactc tccaggctcc ggacacgatg 120
caggccatca agtgtgtggt ggtgggagat ggggccgtgg gcaagacctg ccttctcacc 180
agctacacca ccaacgcctt tcccggagag tacatcccca ccgtgtttga caactattca 240
gccaatgtga tgggtggacag caagccagtg aacctggggc tgtgggacac tgctggggcag 300
gaggactacg accgtctccg gccgtctctc tatccacaga cggacgtctt cctcatctgc 360
tttccctcgc tcagcccagc ctcttatgag aacgtccgcy ccaagtgggt cccagaagtg 420
cggcaccact gccccagcac acccatcacc ctggtgggca ccaagctgga cctgcggggac 480
gacaaggaca ccatcgagaa actgaaggag aagaagctgg ctcccatcac ctaccgcag 540
ggcctggcac tggccaagga gattgactcg gtgaaatacc tggagtgtct agctctcacc 600
cagagaggcc tgaaaaccgt gttcgacgag gccatccggg ccgtgctgtg ccctcagccc 660
acggggcagc agaagcgcgc ctgcagctc ctctaggggt tgcaccccag cgtcccacc 720
tagatgggtc tgatcctcca ggatccccc ccaaagcctg atggcaccac ggctggccat 780
gctgtcccct ccctgtggcg tttcttagca gatggctgca gagcttcggt gatggtcttt 840
tctgtactgg aggcctcctg aggccaggaa cgtgcaaatt tgcaggtgct gcatcccaag 900
ccccatgc tcctgccttc ctgagggcca gaggggagcc ccaggaccca ttaagccacc 960
cccggttcc tgccgtcagt gccaactgcc gcattgtgaa gcattctacc gttcactcca 1020
gtccacccc acgctgact ccctctgga aactgcaggc cagatggttg ctgccacaac 1080
ttgtgtacct tcagggatgg ggctcttact ccctctgag gccagctgct ctaatatcga 1140
tggctcctgct tgccagagag ttcctctacc cagcaaaaat gagtgtctca gaagtgtgct 1200
cctctggcct cagttctcct cttttggaac aacataaaac aaatttaatt ttctacgcct 1260
ctggggatat ctgctcagcc aatggaaaat ctgggttcaa ccagcccctg ccatttctta 1320
agactttctg ctgcactcac aggatcctga gctgcactta cctgtgagag tcttcaaact 1380
tttaaacctt gccagtcagg acttttgcta ttgcaaatag aaaacccaac tcaacctgct 1440
taagcagaaa ataaatttat tgattcaaaa aaaaaaaaaa aaaaaaaaaa aaaaaaaaaa 1500
aaaaaaaaaa aaaaaa 1516
  
```

<210> SEQ ID NO 38
 <211> LENGTH: 1641
 <212> TYPE: DNA
 <213> ORGANISM: Homo sapiens
 <220> FEATURE:
 <223> OTHER INFORMATION: SPP1 glucocorticoid receptor-responsive gene

<400> SEQUENCE: 38

ctccctgtgt tgggtggagga tgtctgcagc agcatttaaa ttctgggagg gcttggtgt 60

-continued

```

cagcagcagc aggaggagge agagcacagc atcgtcggga ccagactcgt ctcaggccag 120
ttgcagcctt ctcagccaaa cgccgaccaa ggaaaactca ctaccatgag aattgcagtg 180
at ttgctttt gcctcctagg catcacctgt gccataccag ttaaacagge tgattctgga 240
agttctgagg aaaagcagct ttacaacaaa taccagatg ctgtggccac atggctaaac 300
cctgacccat ctcagaagca gaatctccta gcccacaga atgctgtgtc ctctgaagaa 360
accaatgact ttaacaaga gacccttcca agtaagtcca acgaaagcca tgaccacatg 420
gatgatatgg atgatgaaga tgatgatgac catgtggaca gccaggactc cattgactcg 480
aacgactctg atgatgtaga tgacactgat gattctcacc agtctgatga gtctcaccat 540
tctgatgaat ctgatgaact ggtcactgat tttcccacgg acctgccagc aaccgaagtt 600
ttcactccag ttgtccccc acgtagacaca tatgatggcc gaggtgatag tgtggtttat 660
ggactgaggt caaaatctaa gaagtctcgc agacctgaca tccagtaccc tgatgctaca 720
gacgaggaca tcacctcaca catggaaaagc gaggagttga atggtgcata caaggccatc 780
cccgttgccc aggacctgaa cgcgctctct gattgggaca gccgtgggaa ggacagttat 840
gaaacgagtc agctggatga ccagagtgtc gaaaccaca gccacaagca gtccagatta 900
tataagcgga aagccaatga tgagagcaat gagcattccg atgtgattga tagtcaggaa 960
ctttccaaag tcagccgtga attccacagc catgaatttc acagccatga agatagctg 1020
gtttagagacc ccaaaagtaa ggaagaagat aaacacctga aatttcgtat ttctcatgaa 1080
ttagatagtg catcttctga ggtcaattaa aaggagaaaa aatacaattt ctcactttgc 1140
at tttagtcaa aagaaaaaat gctttatagc aaaatgaaag agaacatgaa atgcttcttt 1200
ctcagtttat tggttgaatg tgtatctatt tgagtctgga aataactaat gtgtttgata 1260
at tttagttag tttgtggctt catggaaact cctgtaaac taaaagcttc agggttatgt 1320
ctatgttcat tctatagaag aaatgcaaac tatcactgta ttttaattt tgttattctc 1380
tcatgaatag aaatttatgt agaagcaaac aaaatacttt taccactta aaaagagaat 1440
ataacatttt atgtcactat aatcttttgt tttttaagtt agtgtatatt ttgttgtgat 1500
tatctttttg tgggtgtaat aaatctttta tcttgaatgt aataagaatt tgggtgtgtc 1560
aattgcttat ttgttttccc acggttgtcc agcaattaat aaaacataac cttttttact 1620
gcctaaaaaa aaaaaaaaaa a 1641

```

<210> SEQ ID NO 39

<211> LENGTH: 6463

<212> TYPE: DNA

<213> ORGANISM: Homo sapiens

<220> FEATURE:

<223> OTHER INFORMATION: PHF15 glucocorticoid receptor-responsive gene

<400> SEQUENCE: 39

```

ctctcttget cgctcgetcc ctctctctcc tgctggctgc ctgttctagg aagccagcgc 60
ggagaggggg gggatgcaca gcacagggga gagagattgc gcatgttggc cagtcgtgtt 120
ttaaagagta cagtgcgggg aggctgagag gggcgcagtc aacaacaact tttggaagga 180
tggaagagaa gaggcgaaaa tactccatca gcagtgacaa ctctgacacc actgacagtc 240
atgcgacatc tacatccgca tcaagatgct ccaactgcc cagcagcacc aagtcgggct 300
ggccccgaca gaacgaaaag aagccctccg aggttttccg gacagacttg atcacagcca 360

```

-continued

tgaagatccc	ggactcatac	cagctcagcc	cggatgacta	ctacatcctg	gcagacccat	420
ggcgacagga	atgggagaaa	ggtgtgcagg	tgcttgccgg	ggcagaggcc	atcccagagc	480
ccgtggtgag	gatcctccca	ccactggaag	gccccctgc	ccaggcatcc	ccgagcagca	540
ccatgcttgg	tgagggtccc	cagcctgatt	ggccaggggg	cagccgctat	gacttggacg	600
agattgatgc	ctactggctg	gagctcatca	actcggagct	taaggagatg	gagaggccgg	660
agctggacga	gctgacatta	gagcgtgtgc	tggaggagct	ggagaccctg	tgccaccaga	720
atatggccag	ggccattgag	acgcaggagg	ggctgggcat	cgagtacgac	gaggatgttg	780
tctgcgacgt	gtgtcgtcct	cctgagggcg	aggatggcaa	cgagatggtc	ttctgtgaca	840
agtgcaacgt	ctgtgtgcat	caggcatgct	acgggatcct	caaggtgccc	acgggcagct	900
ggctgtgccg	gacgtgtgcc	ctgggtgtcc	agccaaagtg	cctgctctgc	ccaagcgag	960
gaggagcctt	gaagcccact	agaagtggga	ccaagtgggt	gcatgtcagc	tgtgccctat	1020
ggattcctga	ggtcagcatc	ggctgcccag	agaagatgga	gcccataccc	aagatctcgc	1080
atatcccagc	cagccgctgg	gctctgtcct	gcagcctctg	caaggaatgc	acaggcacct	1140
gcatccagtg	ttccatgcct	tctctcgtca	cagcgttcca	tgtcacatgc	gcctttgacc	1200
acggcctgga	aatgcggact	atattagcag	acaacgatga	ggtcaagttc	aagtcattct	1260
gccaggagca	cagtgcgggg	ggcccacgta	atgagcccac	atctgagccc	acggaacca	1320
gccaggctgg	cgaggacctg	gaaaagggtg	ccctgcgcaa	gcagcggctg	cagcagctag	1380
aggaggactt	ctacgagctg	gtggagccgg	ctgaggtggc	tgagcggctg	gacctggctg	1440
aggcactggt	cgacttcate	taccagtact	ggaagctgaa	gaggaaagcc	aatgccaacc	1500
agccgctgct	gacccccaa	accgacgagg	tggacaacct	ggcccagcag	gagcaggacg	1560
tctctaccg	ccgctgaag	ctcttcccc	atctcgggca	ggacctagag	agggttagaa	1620
atctgtgcta	catggtgaca	aggcgcgaga	gaacgaaaca	cgccatctgc	aaactccagg	1680
agcagatatt	ccacctgcag	atgaaactta	ttgaacagga	tctgtgtcga	ggcctgtcca	1740
cctcattccc	catcgatggc	accttcttca	acagctggct	ggcacagtgc	gtgcagatca	1800
cagcagagaa	catggccatg	agcagtggtc	caactgaaca	tgggcaccgc	gaggaccctg	1860
ctccagggct	gctgtcagag	gaactgctgc	aggacgagga	gacactgctc	agcttcacgc	1920
gggacccctc	gctgcgacct	ggtgacctg	ctaggaaggc	ccgaggccgc	accgcctgc	1980
ctgccaagaa	gaaaccacca	ccaccaccac	cgcaggacgg	gcctggttca	cggacgactc	2040
cagacaaagc	ccccaaagag	acctggggcc	aggatgcagg	cagtggcaag	gggggtcaag	2100
ggccacctac	caggaagcca	ccacgtcgga	catcttctca	cttgccgtcc	agccctgcag	2160
ccggggactg	tccatccta	gccacccctg	aaagcccccc	gccactggcc	cctgagacct	2220
cggacgaggc	agcctcagta	gctgtgact	cagatgtcca	agtgcctggc	cctgcagcaa	2280
gccttaagcc	tttgggccc	ctccggccc	cccgcgagag	caaggtaacc	cggagattgc	2340
cgggtgccag	gcctgatgct	gggatgggac	caccttcagc	tgtggctgag	aggccaagg	2400
tcagcctgca	ttttgacct	gagactgatg	gctacttctc	tgatggggag	atgagcgact	2460
cagatgtaga	ggccgaggac	ggtgggggtc	agcgggggtcc	ccgggaggca	ggggcagagg	2520
agggtgtccg	catgggcgta	ctggcctcct	aactcaccct	cttccctgct	ccaggccctg	2580
ccctggtccc	cccacaaggc	ctcagcccag	tcacaactgc	catttccagt	ctctgctgag	2640

-continued

tgtcccagac	cctcgagget	gccactccgt	cgtggtttta	ttttaatat	agagagagt	2700
ttgaattcta	cactgttgtc	ttcctctgt	gctggcctag	gacattagga	ttccttccac	2760
ggctccggcc	gctaggaccc	tgccaggtec	cgcgcaecat	ccctgccctg	cccacgtggt	2820
attgctgggc	tcttgctag	atgcaagcaa	ggtggacaag	agctcaggac	tccagcccac	2880
tgccactggg	tgacacagac	tgctgtttg	gcattatttc	atggcagatg	ggccagtcca	2940
gggcctacce	cgcttgccc	ccagatccca	ctggggteca	tttgggggt	cctgctacac	3000
tccaccgatc	ccaaggaag	tataataaac	gatacccagc	cagagtctac	tcactgtcac	3060
aagcacaacg	agtttatatg	agaaagcact	gaggggtg	agagggccc	ctagttccag	3120
gggaactgaa	agctgttct	gatcagccc	tatcatctga	ggcctgctg	cccacctgc	3180
cacctcccc	tccttgctg	ctctgccct	gccagtgcc	agcccagcgg	ctctgggaag	3240
gggttcccag	aatccctct	gagctgtg	atttactcag	gggactccca	aacagccagc	3300
tgccagtgca	ggtggagggc	tgtaggggag	ggccagtgcc	cagacaggg	catggggctc	3360
agaccagccc	actgtagaga	atcactctga	ggctccaact	tccttcttc	cttcggggcc	3420
agtctcggcc	gaagtctggt	cacgctcaga	cagagctgac	cagaccagac	cgtttgcctt	3480
ttcaagtctc	ctagtctgc	tacaagatga	gcttcttcg	tggtttcctt	ttggaaactc	3540
ctccttccaa	caagcagtgg	gatcccggg	cccagggcgg	gccggtgtg	gccgctgggg	3600
ctgttgtaag	tcttgctgga	tgttcccctg	ttcctgagcc	ttaacccctc	gcacagccat	3660
ccccccccc	gtcctgccat	cccccccgc	cgctctgct	tcccccccc	acccttaggt	3720
cccaggtagt	tgctctgaag	agtttcagta	gagtggcccc	agggtgatag	ctcagggaac	3780
aacaaaaaag	gaattccgtg	aaaacatttt	ttttctttg	atgaattact	cctgggtcac	3840
ttccaccact	ggtaaagcca	gaacttctcc	aaaaagaacc	ttgcaaaaag	tccagtgaat	3900
cagtcgaaac	attctgtgga	tgccaaagaa	tattttgacc	ataatacagc	acagcctgga	3960
cctgacaact	tgctatttgg	acttttttt	aatggagtt	ctttagcaac	aaagtataga	4020
aacatgttca	ttgcacacac	ccaaggagaa	gagctcaagc	gcttgggaaga	ggatgctttg	4080
ctgctgctga	agtgtacctg	ggtgttagat	ttcagatcct	gggctgagcc	cactgtgagc	4140
tttctctaac	tgtagagact	acagagggga	aagatactga	cggtgaaacc	agcatggaaa	4200
acgtctttac	catgtgggtc	cctctcccc	aaatacataa	agcaataaag	caggatgggg	4260
aacagcttga	ccttcatcca	cccctaactc	caaaactatc	aaggtacgac	agtggcattg	4320
tcatcgacac	tcaatttcat	gtgaatttta	gcaaaacagg	aaacaaagat	aatgactcag	4380
ttcagaggat	cggacaaatg	tgctctagtc	gggtggactc	ggagggagtg	gggtgggctt	4440
caaggattct	ggcgttggg	atggcatgag	ctaccctgta	gagtttagtc	tgctgcccc	4500
ccttggtagt	agtgaccagt	cagtgtcagc	atcagtgtcc	caacccagct	ctctgtttac	4560
tgctttgaa	cagaacttct	tccttcccca	tgctttgggt	cacctcgggc	tgcaacccctg	4620
tctgtgccag	attgcccggg	ctgaccctgc	aggaagcaaa	gaggtgagct	taaagaacaa	4680
ccaaactctg	ccaggggtcc	cagaaagccc	agggctcagc	agtctcagca	cttggcccct	4740
tgccccttca	caccatcctg	gggcaggggc	tgggcctccc	tggtggcagg	ggtgggtgga	4800
gaattagggg	gaggggtgaa	cgagtctggc	ccctgctc	gggctggctg	gtgttcttcc	4860
aagagcctct	gctcacattg	ttggcctctg	gattctggcc	cttcttcatt	ggtgtgtgct	4920

-continued

```

ttggactgga ctgttgctga gcctgtgtcc tgcagaaccc agatgtctgt taggetggct 4980
ggctgctgcg aggggagggg ggtggccttt catttggggg gccctttcac tcccaggcca 5040
agccctggag caatcttctt caggcagctg tctccacetc caggatgtcc agcaggetgc 5100
aaggagaagg atgccagcca cccatcctcc cccagttccc agcctttccc ctgttggtca 5160
cagccgcttc tgtcttttcc cggctactg tcccagtggt agagggtttt gctgtccctg 5220
agactgaggc aggttctctt tccaggtcag aggtggagggt agatctttct ctaaccaca 5280
tctgcctcca cacacagctc ctccgcaggg aaggagaagc tgctctgtaa ctcttctgg 5340
ctatcgctcc ccttctcact gacctgaccg cccaccacct ccttccccct catcacatga 5400
caaaggataa tgtgcaagaa aagtattttt atgtatcata aatgtatttt gaaacaaatg 5460
agaagaagaa aggtagaagg gtttatttta ttaaatgagc ctgacttagt gacagtgtgt 5520
gagcatttgc aatgtaaggg cctcagcttc cttggagaag ccaccccagg tttccagaca 5580
tagatgttga attgtttgtg ggggggtgtc caggccacgt ctctgtgtgc cgtatgcagg 5640
catgcctgtg tatactgtgt atgggcacac tgggactagc tgggacaatt cctagagatt 5700
caactgccc aattctaacca acattggcag cggctgaact tggcatttcc ttgctaactg 5760
ccagatgtgg ccaacctttg tccatagca aacctgaa aatgatctg gatttctata 5820
gcaaggccct tggggagggc actctcccat gcccttggcc tcgctggcca cattggccaa 5880
tgagccaggg ctggagtctg agaccttgg ttgttcttta aggcacctcc tgccactttc 5940
tccctcagag gcacaaacac tttgtgttcc acgtcagttt gaggggacgg tggggggatg 6000
atatgaatgt cacaggagga gacaccttct gtctttgttt caaagaaagt gatgtgccat 6060
ttgttaatat acaagagaaa tattgaaaat atattgaaa gagcaatttt aaattatttt 6120
tggcttatgt tgcaatattt attttcttgt attagaaaag attcctttgt agagaaaaaa 6180
tgtatttttc attaacgcaa agacctattt ctcctttttg tacattgtcc atgtgcgcaa 6240
ccctaacga gcaatagaat gtatggctc cttgggtgtg ccagtgcctg ctgtgcctg 6300
catgattctg tgttgccctg gctgcatagt tcccagcccc atcctgtcct gctcactcat 6360
gggggcttcc agaccccggc cccaccaggg cttgtgtcat agggagccct ttgcactcct 6420
cgtgtgttgg caaacgcagt taataagca gtgttttctg tgc 6463

```

<210> SEQ ID NO 40

<211> LENGTH: 2828

<212> TYPE: DNA

<213> ORGANISM: Homo sapiens

<220> FEATURE:

<223> OTHER INFORMATION: BTN3A2 glucocorticoid receptor-responsive gene

<400> SEQUENCE: 40

```

catagatgaa aatggcaagt tccctggcct tccctctgct caactttcat gtctccctcc 60
tcttggctca gctgctcact ccttgcctcag ctctgttttc tgtgcttggg cctctctggc 120
ccatcctggc catggtgggt gaagacgctg atctgcctg tcacctgttc ccgaccatga 180
gtgcagagac catggagctg aagtgggtaa gttccagcct aaggcagggt gtgaacgtgt 240
atgcagatgg aaaggaagtg gaagacagc agagtgcacc gtatcgaggg agaacttca 300
ttctgcggga tggcatcact gcagggaagg ctgctctccg aatacacaac gtcacagcct 360
ctgacagtgg aaagtacttg tgttatttcc aagatggtga cttctatgaa aaagccctgg 420

```

-continued

tggagctgaa ggttgcagca ctgggttcta atcttcacgt cgaagtgaag ggttatgagg	480
atggagggat ccatctggag tgcaggtcca cggctggta cccccaaccc caaatacagt	540
ggagcaacgc caagggagag aacatocccag ctgtggaagc acctgtgggt gcagatggag	600
tgggcctata tgaagtagca gcacatctgtga tcatgagagg cggctccggg gaggggtgat	660
cctgcatcat cagaaattcc ctctcggcc tggaaaagac agccagcatt tccatcgag	720
accccttctt caggagcgcc cagccctgga tgcagccct ggcagggacc ctgcctatct	780
tgctgctgct tctcggcga gccagttact tcttgggag acaacagaag gaaataactg	840
ctctgtccag tgagatagaa agtgagcaag agatgaaaga aatgggatat gctgcaacag	900
agcgggaaat aagcctaaga gagagcctcc aggaggaact caagaggaaa aaaatccagt	960
acttgactcg tggagaggag tcttcgtccg ataccaataa gtcagcctga tgctctaattg	1020
gaaaaatggc cctctcaag cctggaaaaa tggctgaccc catggacacc tcctcaaact	1080
ctctgcagca gatgtaattc tgtatccaga catggcaaat gccatcctcc ttgtttctga	1140
ggaccagagg agtgtacagc gtgctgagga gcccctgac ctaccagaca accctgagag	1200
atgtgaatgg cgttactgtg tgcttggctg tgaagcttc atgtcagaga gacactactg	1260
ggaggtgaa gtgggggaca gaaaagagtg gcacattggg gtatgtagta agaactgga	1320
gaggaaaaaa gtttgggtca aaatgacacc ggagaacgga tactggacta tgggcctgac	1380
tgatgggaat aagtatcggg ctctcactga gcccagaacc aacctgaaac ttctgagcc	1440
tcctaggaaa gtgggggtca tcctggacta tgagactgga catatctcgt tctacaatgc	1500
cacggatgga tctcatatct acacatttct gcacgcctct tcctctgagc ctctgtatcc	1560
tgatattcaga attttgacct tggagcccac tgcctgacc gtttgccca taccaaaagt	1620
agagagtcc cccgatccc acctagtgcc tgatcattcc ctggagatac cactgacccc	1680
aggcttagct aatgaaagtg gggagcctca ggctgaagta acatctctgc ttctccctgc	1740
ccagcctgga gtaagggtc tcaccctcca caacagccag tcagaacat aaagctacag	1800
gcacacactg aagcacttta ctgatattca ttcaattatt ccataggaca gttgtttgag	1860
tttgggtcca ccttattgga ccctttatac agataaggaa actgggggtg agaaaagtgt	1920
attgacttta caaagcagac aggaatagtg aacaacagag ctgggatctg aacaacaatg	1980
actaacatta atggagaatt taaaacgttc tgagtgtctg gttatgagct ttgggtgggtg	2040
tcactccttt aatcctcaca acaccctgtc aggtagtctc atttggcaag tatggaagca	2100
gaggcagggc aacattaagt agcttacata actcacacgg taatttgtgc agttgggaga	2160
tgttcagctt cagtcctcgg ccaattgccc gttcttttcc agcctgattt ttctgcatg	2220
ggaagagccc acatgtagcc ctgaggttcc cttcccagga cagctccagg atcgagatca	2280
ctgtgagtgg ttgtggagtt aagacccccta tggactcctt cccagctgat tatcagagcc	2340
ttagaccag cactccttgg attggctctg cagagtgtct tggttgagag aataacgttg	2400
cagttcccac agggcatgtg actttgaaag agactagagg ccacactcag ttaataatgg	2460
ggcacagatg tgttcccacc caacaaatgt gataagtgat cgtgcagcca gagccagcct	2520
tccttcagtc aaggtttcca ggcagagcaa atacctaga gattctctgt aatattggtg	2580
atttggatga aggaagctag aagaattaca gggatgtttt taatcccact atggactcag	2640
tctcctggaa aaggatctgt ccaactcctg tcattgggtg atgttaaacc catattcctt	2700

-continued

tcaactgctg cctgctaggg aaaactgctc ctcattatca tcactattat tgctcaccac	2760
tgatccccct ctactgggca agtgcttgctc aagttctagt tgttcaataa atttgtaat	2820
aatgctga	2828

<210> SEQ ID NO 41

<211> LENGTH: 2698

<212> TYPE: DNA

<213> ORGANISM: Homo sapiens

<220> FEATURE:

<223> OTHER INFORMATION: SESN1 glucocorticoid receptor-responsive gene

<400> SEQUENCE: 41

gcccgcctg ctgactgagg cgctgcagcc aggagccgcg gccggtgcc cagcgcctgc	60
cgctccgctg cgtccgcagc cgtccccgct cgcacatgct cttggccgct gccgcgaacg	120
aggcgtacac ggcccccttg gcggtctcgg ggctgctggg ctgcaagcag tgcggcgggg	180
gcccgcacca ggacgaggaa cttggcatta gaattcctcg accactagga cagggacca	240
gcagattcat cccagaaaag gagatcctcc aagtggggag tgaagacgca cagatgcatg	300
ctttatttgc agattctttt gctgctttgg gccgtttgga taacattacg ttagtgatgg	360
ttttccacc acaatattta gaaagtttct taaaaactca gcactatcta ctgcaaatgg	420
atgggccgtt acccctacat tatcgtcact acattggaat aatggctgct gcaagacatc	480
agtgtcctca cttagtgaac ctgcatgtaa atgatttctc tcatgttggg ggggacccca	540
agtggctcaa tggtttagag aatgtctctc aaaaactaca gaatttagga gaacttaaca	600
aagtgttagc ccatagacct tggcttatta ccaaagaaca cattgaggga cttttaaag	660
ctgaagagca cagctggtcc cttgcggaat tggtagatgc agtagtttta ctcacacact	720
atcattctct tgctcattc acattcggct gtggaatcag tccagaaatt cattgtgatg	780
gtggccacac attcagacct ccttctgtta gcaactactg catctgtgac attacaaatg	840
gcaatcacag tgtggatgag atgcccgtca actcagcaga aaatgttctc gtaagtgatt	900
ctttctttga ggttgaagcc ctcattgaaa agatgaggca gttacaggaa tgtcgagatg	960
aagaagaggc aagtcaggaa gagatggctt cacgttttga aatagaaaa agagagagta	1020
tgtttgtctt ctcttcagat gatgaagaag ttacaccagc aagagctgta tctcgtcatt	1080
ttgaggatac tagttatggc tataaagatt tctctagaca tgggatgcat gttccaacat	1140
ttcgtgtcca ggactattgc tgggaagatc atggttattc tttggtaaat cgcctttatc	1200
cagatgtggg acagttgatt gatgaaaaat ttcacattgc ttacaatcct acttataata	1260
caatggcaat gcacaaagat gttgatacct caatgcttag acgggcaatt tggaaactata	1320
ttcactgcat gtttgaata agatatgatg attatgacta tggtgaaatt aaccagctat	1380
tggatcgtag ctttaaagtt tatatcaaaa ctggtgtttg cactcctgaa aaggttacca	1440
aaagaatgta tgatagcttc tggaggcagt tcaagcactc tgagaagggt catgttaatc	1500
tgctctttat agaagctagg atgcaagcag aactccttta tgctctgaga gccattacc	1560
gctatatgac ctgatgcctt tccttcatta aagatgattc tggaatgatc agcagatata	1620
gtctacaagg ggaaggtac taagccccag gaccaatggt agacaaaata attcagaaat	1680
ccattgtgct atgattcctt tagtttctgc tatttttctg tggaaaacca ctgctggcac	1740
aagcagtgac tgtttggcag cttcaagttt agagctgtga agacaggctg ccattcacag	1800

-continued

```

tattttgctt tttgacagta caagatgctg tgtaactggt ttaatacagc aaatagtaac 1860
tctccaaatc ctggttgcttt tatgttaaat aagataacaa gaattggagc atgcaaagaa 1920
tgggacttgg ataatgactt aagctttata tgtaaagaat tttagaagat cttgggtgctg 1980
ctattcctgc tggaggaatg aatagatggc tgtttcagtt aagctattag taataaaagt 2040
gaacattgct actatctgag cctacataca taacttgtgt gatttcaaat taaactgca 2100
ttatgtgtta attttcttgc atctaaaaaa gcatagaatt cctactcaca cagctcagca 2160
acaaccattt tgatggtaac agttaatttc tttcattagt tttttaaatt cagggttctg 2220
gatattaaat taaaatggca ttcttaaaga ttttcttcaa aaagcaatcc taaatgaaag 2280
tgtgtaaatt ataagaagct ggcgatcttt tgatatgctg tttcacagga tctgacact 2340
ggagggcagc tgtcttctgc attacttctg tttccagcac caaagttgtg ggacatgttg 2400
ctgtagactg ctgcgagcgc ctgggtgcat tcagtctctc tgcctctgcc tgccctctgg 2460
tccccacttt aaaggtctg cagctcctta aataataaag ctggaaaata tttttagtcg 2520
ggttatcaaa tttgatttac aaaaocgcta actttgtttg aaatgcaaac aggtttgaaa 2580
atatgtatta agtactttgt attctggaag cgtgaattgc ttttgaagtc tgtcagtatt 2640
actggtattt ttaataaaag aagaattttt ctccaatttt aaaaaaaaaa aaaaaaaaaa 2698

```

<210> SEQ ID NO 42

<211> LENGTH: 5215

<212> TYPE: DNA

<213> ORGANISM: Homo sapiens

<220> FEATURE:

<223> OTHER INFORMATION: MAP3K5 glucocorticoid receptor-responsive gene

<400> SEQUENCE: 42

```

cgagcgcggc gcccttgagc tgcacgcggc cgcaggtttg cgagccgact tgtcagccgg 60
ccaagaaaag gaagctccgt cccttcccgc tcacccggtt tccccacccc ttgtactcta 120
aactctgcag agggcgagcg gcgcgccacc ggaggcgccg aggaggagcg agccgcgcc 180
gggcagcggc gtgccctcgg gggagagggc gccggagagg aggcggcggc gcggcggcga 240
gggcgcggcg cgcgatggca gctgcttagc ccggcggcgg cggagcagcc ccgagctgtg 300
gctggccagg cggtgccggt gggcggggga cgcgcgcccc gttgctgccc ggcccggaga 360
gatgagcagc gaggcggagc agggcatcac tttctctgtg ccaccctctg ccccctcggg 420
cttctgcacc atccccgagg gcggcatctg caggagggga ggagcggcgg cggtgggcga 480
gggcagggag caccagctgc caccgcccgc gccgggcagc ttctggaacg tggagagcgc 540
cgctgccctt ggcatcgggt gtccggcggc cacctcctcg agcagtgcca cccgagggcg 600
gggcagctct gttggcgggg gcagcgcagc gaccacggtg gcatatgtga tcaacgaagc 660
gagccaaggc caactggtgg tggccgagag cgaggccctg cagagcttgc gggaggcgtg 720
cgagacagtg ggcgccaccc tggaaacctt gcattttggg aaactcgact ttggagaaac 780
caccgtgctg gaccgctttt acaatgcaga tattgctgtg gtggagatga gcgatgcctt 840
ccggcagccg tccttgtttt accaccttgg ggtgagagaa agtttcagca tggccaacaa 900
catcatcctc tactgtgata ctaactcgga ctctctgcag tcaactgaagg aaataatttg 960
ccagaagaat actatgtgca ctgggaacta cacctttggt ccttcatga taactccaca 1020
taacaaagtc tactgctgtg acagcagctt catgaagggg ttgacagagc tcatgcaacc 1080

```

-continued

gaacttcgag ctgcttcttg gacccatctg cttacctctt gtggatcggt ttattcaact	1140
tttgaaggty gcacaagcaa gttctagcca gtacttccgg gaatctatac tcaatgacat	1200
caggaaaact cgtaatttat aactctgtaa agaattggca gctgagttgg caagaattcg	1260
gcagcgagta gataatatcg aagtcttgac agcagatatt gtcataaatc tgttactttc	1320
ctacagagat atccaggact atgattctat tgtgaagctg gtagagactt tagaaaaact	1380
gccaaccttt gatttggcct cccatcacca tgtgaagttt cattatgcat ttgcaactgaa	1440
tagggaaaat ctccctggty acagagcaaa agctcttgat attatgattc ccatggtgca	1500
aagcgaagga caagtgtcct cagatatgta ttgcctagtt ggtcgaatct acaagatat	1560
gtttttggac tctaatttca cggacactga aagcagagac catggagctt cttggttcaa	1620
aaaggcattt gaatctgagc caaactaca gtcaggaatt aattatgctg tcctcctcct	1680
ggcagctgga caccagtttg aatcttcctt tgagctccgg aaagtggggg tgaagctaag	1740
tagtcttctt ggtaaaaagg gaaacttgga aaaactccag agctactggg aagttggatt	1800
tttctgggg gccagcgtcc tagccaatga ccacatgaga gtcattcaag catctgaaaa	1860
gctttttaa ctgaagacac cagcatggta cctcaagtct attgtagaga caattttaat	1920
atataagcat tttgtgaaac tgaccacaga acagcctgtg gccaaagcaag aacttgtgga	1980
cttttggatg gatttctctg tcgagggcac aaagacagat gttactgtgg ttaggtttcc	2040
agtattaata ttagaaccaa ccaaatctca tcaaccttct tatttgtcta tcaacaatga	2100
agttgaggaa aagacaatct ctatttggca cgtgcttctt gatgacaaga aaggtataca	2160
tgagtggaat tttagtgcct cttctgtcag gggagtgagt atttctaaat ttgaagaaag	2220
atgctgcttt ctttatgtgc ttcacaatc tgatgatttc caaatctatt tctgtacaga	2280
acttcattgt aaaaagtttt ttgagatggt gaacaccatt accgaagaga aggggagaag	2340
cacagaggaa ggagactgtg aaagtgactt gctggagtat gactatgaat atgatgaaa	2400
tggtgacaga gtcgttttag gaaaaggcac ttatgggata gtctacgag gtcgggactt	2460
gagcaaccaa gtcagaattg ctattaagga aatcccagag agagacagca gatactctca	2520
gccctgcat gaagaaatag cattgcataa acacctgaag cacaaaaata ttgtccagta	2580
tctgggctct ttcagtgaga atggtttcat taaaatcttc atggagcagg tcctggagg	2640
aagtctttct gctctcttc gttccaaatg gggctcatta aaagacaatg agcaaacat	2700
tggttttat acaaagcaaa tactggaagg attaaaatat ctccatgaca atcagatagt	2760
tcaccgggac ataaagggtg acaatgtggt gattaatacc tacagtggty ttctcaagat	2820
ctctgacttc ggaacatcaa agaggcttgc tggcataaac ccctgtactg aaacttttac	2880
tggtaccctc cagtatatgg caccagaaat aatagataaa ggaccaagag gctacggaaa	2940
agcagcagac atctggtctc tgggctgtac aatcattgaa atggccacag gaaaaccccc	3000
attttatgaa ctgggagaac cacaagcagc tatgttcaag gtgggaatgt ttaaagtcca	3060
ccctgagatc ccagagtcca tgtctgcaga ggccaaggca ttcatactga aatgttttga	3120
accagatcct gacaagagag cctgtgctaa cgacttgctt gttgatgagt ttttaaaagt	3180
ttcaagcaaa aagaaaaaga cacaacctaa gctttcagct ctttcagctg gatcaaatga	3240
atatctcagg agtataatct tgccggatcc tgtgctggty gaggacacca gcagcagcag	3300
tgagtacggc tcagtttcac ccgacacgga gttgaaagt gaccttctt ctttcaaac	3360

-continued

```

aagagccaag tctgcggag aaagagatgt caaggaatt cggacactct tttgggcat 3420
tccagatgag aatTTTgaag atcacagtgc tctccttcc cctgaagaaa aagattctgg 3480
attcttcatg ctgaggaagg acagtgagag gcgagctacc cttcacagga tctgacgga 3540
agaccaagac aaaattgtga gaaacctaata ggaatcttta gctcaggggg ctgaagaacc 3600
gaaactaaaa tgggaacaca tcacaacctt cattgcaagc ctcagagaat ttgtgagatc 3660
cactgaccga aaaatcatag ccaccacact gtcaaagctg aaactggagc tggacttcca 3720
cagccatggc attagccaag tccaggtggc actctttggc tttcaagatg ctgtcaataa 3780
agttcttcgg aatcataaca tcaagccgca ctggatgttt gccttagaca gtatcattcg 3840
gaagcgggta cagacagcca ttaccatcct ggttccagaa ctaaggccac atttcagcct 3900
tgcactctgag agtgatactg ctgatcaaga agacttggat gtagaagatg accatgagga 3960
acagccttca aatcaaaactg tccgaagacc tcaggctgtc attgaagatg ctgtggctac 4020
ctcaggcgtg agcacgctca gttctactgt gtctcatgat tcccagagtg ctcaccggtc 4080
actgaatgta cagcttggaa ggatgaaaat agaaaccaat agattactgg aagaattggc 4140
tcggaagag aagaattac aagcactcct tcctcgagct attgaagaaa aagaccaaga 4200
aatTaaacac ctgaagctta agtcccaacc catagaaatt cctgaattgc ctgtatttca 4260
tctaaattct tctggcaca atactgaaga ttctgaactt accgactggc tgagagttaa 4320
tggagctgat gaagacacta taagccggtt tttggctgaa gattatacac tattggatgt 4380
tctctactat gttcacagtg atgacttaaa atgcttgaga ctaaggggag ggatgctgtg 4440
cacactgtgg aaggctatca ttgactttcg aaacaaacag acttgactgt tgctcaatct 4500
aatcttcgat ggaatttcta aaaattaata cagagctgat cttcttgggg gtgggaaaat 4560
cgaagggaga ggagaaaggc gctgcacttt aaatccagta tttgtttact catgttaaaa 4620
aaaaaaaaa cagacaaaac aactgaaat ttcctaacta catctatttc tataattttt 4680
aaggactcct cataaggact ctTaaataa tctgaaat tagaaccta atgttcagga 4740
agattttaat ctaagcattt ttatggaaat atTTTaatg cagcagctat tgcacttcag 4800
ccaaatgttt atttcacaca aaacggatgt aacatttcat gtgatcgtgc accactggaa 4860
caaaaccaa atgtgaccat aactgtttag gcttctgtgt gtttgaata tgctcaata 4920
atctgagtag aaatgcgtaa tttcaattac tgtataaagt ttatgttttt ttaagtgtgc 4980
agaatctgag agcaatgggt tttacttctc tgtgttaatt gtaaatatga ctctattttg 5040
taacttaagt ttctgacctg tegtacattt gtttgagtcg tttatgtact actgaactgt 5100
accagttgca catgcttgaa ctgtagtaat gttagcttgt tctaaagcta tccattgtgt 5160
catatttact ctaaaaatta aagagactct caacaaaaa aaaaaaaaa aaaaa 5215

```

<210> SEQ ID NO 43

<211> LENGTH: 4655

<212> TYPE: DNA

<213> ORGANISM: Homo sapiens

<220> FEATURE:

<223> OTHER INFORMATION: DPYSL2 glucocorticoid receptor-responsive gene

<400> SEQUENCE: 43

```

tctgtgcacc ttgCGTggg cggcgaacgg cagccgCGgc agcagctagg gggcttGTgc 60
acacagcgag ggagacttag ggactggcag acggacggac ggacggcgag gaccctacc 120

```

-continued

gagccccga gccatggccg agagaaagca atccgggaag gcggcagagg acgaagaggt	180
ccctgctttt tttaaaaacc tgggctccgg cagcccccaag ccccggcaga aattctgtgg	240
catgttctgc ccggtggaag ggtcctcgga gaacaagacc atcgacttcg actcgctgtc	300
ggtgggcccg ggctcggggc aggtggtggc tcagcagcgg gacgtcgccc acttggggcc	360
ggacccgcag ccgccgtact cgcggcaggg ccggcgccgc ggcgagagc catctgttga	420
atcgggcccg aaggtggaga tccggagggc ctccggcaaa gaagccctgc agaacatcaa	480
cgaccagagc gatcgtcttc tgatcaaagg aggtaaaatt gttaatgatg accagtcggt	540
ctatgcagac atatacatgg aagatgggtt gatcaagcaa ataggagaaa atctgattgt	600
gccaggagga gtgaagacca tcgagggcca ctcccggatg gtgatccccg gaggaattga	660
cgccacact cgtttccaga tgcctgatca gggaatgacg tctgctgatg atttcttcca	720
aggaaccaag gcggccctgg ctgggggaac cactatgatc attgaccacg ttgttcctga	780
gcctgggaca agcctgctcg ctgcctttga ccagtgaggg gaatgggccc acagcaagtc	840
ctgctgtgac tactctctgc atgtggacat cagcgagtgg cataagggca tccaggagga	900
gatggaagcg cttgtgaagg atcacggggt aaattccttc ctctgttaca tggctttcaa	960
agatcgcttc cagctaaccg attgccagat ttatgaagta ctgagtgtga tccgggatat	1020
tggcgccata gcccaagtcc acgcagaaaa tggcgacatc attgcagagg agcagcagag	1080
gatcctggat ctgggcatca cgggccccga gggacatgtg ctgagccgac ctgaggaggt	1140
cgaggccgaa gccgtgaatc gtgccatcac catcgccaac cagaccaact gcccgctgta	1200
tatcaccaag gtgatgagca aaagctctgc tgaggtcacg gcccaggcac ggaagaaggg	1260
aactgtggty tatggcgagc ccataactgc cagcttggga acggacggct cccattactg	1320
gagcaagaac tgggccaagg ctgctgcctt tgtcacctcc ccaccctga gccctgatcc	1380
aaccactcca gactttctca actccttgct gtcctgtgga gacctccagg tcacgggcag	1440
tgccattgc acgtttaaca ctgccagaa ggctgtagga aaggacaact tcaccctgat	1500
tccggagggc accaatggca ctgaggagcg gatgtccgtc atctgggaca aggctgtggt	1560
cactgggaag atggatgaga accagtttgt ggctgtgacc agcaccaatg cagccaaagt	1620
cttcaacctt tcccccgga aaggccgcat tgctgtggga tccgatgccg acctggtcat	1680
ctgggacccc gacagcgta aaaccatctc tgccaagaca cacaacagct ctctcgagta	1740
caacatcttt gaaggcatgg agtgccgcgg ctccccactg gtggtcatca gccaggggaa	1800
gattgtcctg gaggacggca ccctgcatgt caccgaaggc tctggacgct acattccccg	1860
gaagcccttc cctgattttg tttacaagcg tatcaaggca aggagcaggc tggctgagct	1920
gagaggggtt cctcgtggcc tgtatgacgg acctgtgtgt gaagtgtctg tgacgcccac	1980
gacagtcact ccagcctct cggccaagac gtctcctgcc aagcagcagg ccccacctgt	2040
ccggaacctg caccagtctg gattcagttt gtctggtgct cagattgatg acaacattcc	2100
ccgcgcacc acccagcgta tcgtggcgcc ccccggtggc cgtgccaaca tcaccagcct	2160
gggctagagc tcctgggctg tgccgtccac tggggactgg ggatgggaca cctgaggaca	2220
ttctgagact tctttcttcc ttcctttttt tttttttgtt tttttttta agagcctgtg	2280
atagttactg tggagcagcc agttcatggg gtcctcccttg gggcccaca ccccgctctc	2340
caccaagagt tactgatttt gctcatccac ttcctacac atctatgggt atcacacca	2400

-continued

agactaccca ccaagctcat acaggggaacc acaccaaca cttagacatg cgaacaagca	2460
gccccagcg agggctcctc tcgccttcaa cctcctagtg tctgttagca tcttcctttt	2520
catgggggga gggaagataa agtgaattgc ccagagctgc ctttttcttt tctttttaa	2580
aattttaaga agttttcttt gtggggctgg ggaggggccc gggtcagggg gagtcttttt	2640
tttttttttt tttaaatact aaattggaac atttaattcc atattaatac aaggggtttg	2700
aactggacat cctaattgat caattacgtc atcaccacgc tgattccggg tggttggcaa	2760
actcatcgtg tctgtcctga gaggctccac aatgccacc ccgcatcgcca tctgttagtc	2820
ttcagggtca gctgttgata aaggggcagg cttgcgttat tggcctagat tttgctgcag	2880
attaatcctc ttgaggatcc tcttctcttt taccattttt ctgctgtctc tcaactctctc	2940
tttctctctc tagcttttta attcatgaat attttcgtgt ctgtctctct ctctctctgt	3000
gtttcctcca gcccttgtct cgggagcggg gttttcctcc cttgccccat tatcttttca	3060
cctcccaggt ctaccatttc atgggtgctg ttgggtccgc ctaaaggatt tgagcgtttg	3120
ccattgcaag catagtgtg tgatcatctg gtccatgtag gactggtgct aaccacctgc	3180
catcatgagg atgtgtgcta gagtgtggga ccctggccaa gtgcaggaat gggccatgcc	3240
gtctcaccca cagtatcaca cgtggaaccg cagacagggc ccagaagctt tagaggatg	3300
aggctgcaga accggagaga ttttcctctg tgcagtgtct tctggctaaa gtcacggtca	3360
aacctaaaca ccgagcctca ttaacccaag tgaaccaacc aaagtacca gttcagaagt	3420
gctaagctaa taggagtctg acccgagggc ctgctgtctc ctggttaagt atcttttgag	3480
attctagaac acatgggagc tttttatttt cggggaaaaa ccgtattttt ttcttgtcca	3540
attatttcta aagacacact acatagaaag aggcctata aactcaaaaa gtcattggga	3600
aacttaaagt ctattctact ttgcaagagg agaaatgtgt tttatgaacg atagatcaca	3660
tcagaactcc tgtggggagg aaaccttata aattaaacac atggccccct tagagaccac	3720
aggatgagtc tgtctccatc cttccctctc cttttctgtc acctttcccc ctgactggct	3780
cctttggacc taccctgtc cttgtgact tgtgttgcac tgtattccaa acgtgtttac	3840
aggttctctt aagcaatgtt gtatttgacg gcttttctga ataccaaatc tgctttttgt	3900
aaagcgtaaa aacatcacia agtaggtcat tccatcaca cccttgtctc tctacacatt	3960
ttgctcttgg ggatctggtt ggggttttgg gttttttgtt gttgtgtttt atttgttatt	4020
ttaaaggtaa attgcacttt taaaaaata attggttgac ttaatatatt tgcttttttt	4080
ctcacctgca cttagaggaa atttgaacaa gttggaaaaa aacaattttt gtttcaattc	4140
taagaaacac ttgcagctct agtattcact tgagtcttcc tgtttttcct gtaccgggtc	4200
atggtaattt ttggttgttt tgggtgtttt cttaaaaaac aagttaaaac ctgacgattt	4260
ctgcaggctg tgtaagcatg tttacctgtt ggcttgcttt gtgtgtctgt taaatgaatg	4320
tcatatgtaa atgctaaaat aaatcgacag tgtctcagaa ctgaataact gcagtgactt	4380
gatgctctaa aacagtgtag gatttaagaa tagatggttt ttaatcctgg aaattgtgat	4440
tgtgacctat gagtggagga actttcagtt ctaaagctga taaagtgtgt agccagaaga	4500
gtactttttt ttttgaacc actgtcttga tggcaaaata attatggtaa aaaacaagtc	4560
tcgtgtttat tattccttaa gaactctgtg ttatattacc atggaacgcc taataaagca	4620
aaatgtggtt gtttcaggaa aaaaaaaaa aaaaa	4655

-continued

<210> SEQ ID NO 44
<211> LENGTH: 4417
<212> TYPE: DNA
<213> ORGANISM: Homo sapiens
<220> FEATURE:
<223> OTHER INFORMATION: SEMA4D glucocorticoid receptor-responsive gene
<400> SEQUENCE: 44

gctgtaaac tcaccgtgaa ggtctgcagc ttcactcccg agccagcgag accacgaacc 60
caccagaagg aagaaactct gaacacatct gaacatcaga agggacagac tccagacgcg 120
ccaccactct gtaaacacca gatagtggaa agaaacctat tgctgaaatg tttgacgaca 180
ctgatgggtt gactctgcta actggaatgg cttattgtgc aagaaagtac acctggtcgg 240
gtcctggggc tcatctctag caccagcaaa gatttctgaa gacgtctttc tagaaatgac 300
tgaaagtgtt caagaggcat aagatacagc atttcttctg aggcctgaa gaagtatcaa 360
gtgggctttg acattgcggg ggtgagagcg acccctctc acctggagaa ctgggaaatg 420
tggattctca gggaccgcgc tgttcacgag ctccaggctg tgctgctggc cctggctctg 480
gggcgctgag cgcctctgac aatagcacac tggcccgccc acctgctgcc gtgagccttt 540
gctgctgaag cccctggggg cgcctctacc tgatgaggat gtgcaccccc attagggggg 600
tgctcatggc ccttgcagtg atgtttggga cagcagatggc atttgacccc ataccgcca 660
tcacctggga gcacagagag gtgcacctgg tgcagtttca tgagccagac atctacaact 720
actcagcctt gctgctgagc gaggacaagg acaccttgta cataggtgcc cgggagggcg 780
tcttcgctgt gaacgcactc aacatctccg agaagcagca tgaggtgtat tggaaagtct 840
cagaagacaa aaaagcaaaa tgtgcagaaa aggggaaatc aaaacagaca gactgcctca 900
actacatccg ggtgctgcag ccaactcagc ccaactccct ttacgtgtgt gggaccaacg 960
cattccagcc ggctgtgac cacctgaact taacatcctt taagtttctg gggaaaaatg 1020
aagatggcaa aggaagatgt cctttgacc cagcacacag ctacacatcc gtcatggttg 1080
atggagaact ttattcgggg acgtcgtata atttttggg aagtgaacce atcatctccc 1140
gaaattcttc ccacagtcct ctgaggacag aatatgcaat cccttgctg aacgagccta 1200
gtttcgtggt tgcctgacgt atccgaaaaa gccagacag ccccgacggc gaggatgaca 1260
gggtctactt cttcttcacg gaggtgtctg tggagtatga gtttgtgttc aggggtgctga 1320
tcccacggat agcaagagtg tgcaaggggg accagggcgg cctgaggacc ttgcagaaga 1380
aatggacctc cttcctgaaa gcccgactca tctgctcccg gccagacagc ggettggtct 1440
tcaatgtget ggggatgtc ttcgtgctca ggtccccggg cctgaagggtg cctgtgttct 1500
atgcaactct caccacacag ctgaacaacg tggggctgtc ggcagtgtgc gcctacaacc 1560
tgtccacagc cgaggaggtc ttctcccacg ggaagtacat gcagagcacc acagtggagc 1620
agtcccacac caagtgggtg cgtctataat gcccggtacc caagccgagg cctggagcgt 1680
gcatcgacag cgaggcagcg gccgccaact acaccagctc cttgaatttg ccagacaaga 1740
cgctgcagtt cgttaaagac caccctttga tggatgactc ggtaacccca atagacaaca 1800
ggcccagggt aatcaagaaa gatgtgaact acaccagat cgtgggtggc cgaccacagg 1860
ccctggatgg gactgtctat gatgtcatgt ttgtcagcac agaccgggga gctctgcaca 1920
aagccatcag cctcagcac gctgttcaca tcatcgagga gaccagctc ttccaggact 1980

-continued

ttgagccagt	ccagaccctg	ctgctgtctt	caaagaagg	caacaggtt	gtctatgctg	2040
gctctaactc	ggcgtggtc	caggccccg	tggccttctg	tgggaagcac	ggcacctgcg	2100
aggactgtgt	gctggcggg	gaccctact	gcgctggag	cccgccaca	gegacctgeg	2160
tggctctgca	ccagaccgag	agccccagca	ggggtttgat	tcaggagatg	agcggcgatg	2220
cttctgtgtg	cccgctctg	tctcctaagc	ccctccctcc	tcttggtccc	tcttccctgt	2280
ctgtctggg	ccatgtggg	gacaggaggc	tctcctctcc	ctggacccc	tggccagcct	2340
cgggtgcggg	gcccgacagc	agctcgagg	tctccttget	gccccttc	ctgagtgacc	2400
aggcacagca	cgtgcacgcc	ctggggaact	tctacctctt	ctgccaggcc	acaggctctg	2460
cagacattcg	ctttgtctgg	gagaagaatg	ggcgagctct	ggagacctgt	gtccctgtgc	2520
agacctatgc	actgcccgat	ggcagggccc	atgcactcag	ctggctgcag	gacgccatca	2580
gggaaagcgc	tgagtatcgc	tgctctgtcc	tctcctcagc	agggaacaag	acttcgaagg	2640
tgcaggttgc	tgtgatgaga	cctgaagtga	cccaccagga	gaggtggacc	agagagctct	2700
ctgctggag	ggctgtggct	ggggagcacg	accggatgat	gcagagctgg	aggaaggcgt	2760
gggaaagctg	tagcaaggac	accctgtagc	caccaggaag	gagtccctga	caccgacctc	2820
aacccaaca	agacctgct	gccactgacc	acagccacc	ccggagaagg	cctggctccc	2880
cacaactgtg	aactgtcttg	cccaagcctg	ctctgaacac	agccattggg	ccaccactg	2940
atgggcagag	gccccgacgt	ggagaagcct	ggaacccaag	tgggcctgtg	acaggaacta	3000
agacttaaaa	aattagtgct	ttacctggga	cagtaagtcc	tgtctggcac	aagcaggtaa	3060
ccaggatggc	taacaggcct	tgatagctgc	togtgaacta	aacagcagg	gtgtgtgcag	3120
gttctcctc	tacggtcagg	cagcaggctc	tgaaggctga	tcctacaccg	tcccagtgac	3180
tccccttgac	agagtcccc	caccocctaa	tagccaacag	ggttagcatg	gccagcacag	3240
atcgctgctt	ttattgatgc	aaatcaagcc	tgctgcttct	cctccctgca	gacttagcca	3300
aggaaactcca	agatgcgatg	ctgggacaag	aaaagggtgag	actccacatg	gaaatgcctt	3360
gcccataaac	ttgaatgact	gtgagatgcg	atctgggagt	gcatctgtca	agtctttgtg	3420
tttctctcac	taacctcaga	atactgggct	ctatcttctc	aagcctgca	gtttatgcct	3480
ctgtcccgtc	aatgctcagc	ttctgcaaca	ggacacaaa	cttgatgcag	aaagccaaat	3540
aggtaatta	tgcaaatctc	ctggtgccat	attaaatttc	ttgacgatgg	aatgagtctc	3600
atgagtgttt	tgttctacct	gctttcaagt	ctctaattat	taaagctgta	tctctgaaga	3660
ctgtgtcact	gtgtgtgtga	acttgtccta	aagctactca	gcctttaatc	ttacacacac	3720
gtctcttctt	gtctgttgaa	tgacagtttt	catgtctatc	ataaaaccaa	agcctctgtt	3780
aaaagtcaag	ccgacccctc	ctggatgatcc	tagcaaatac	tgagtgtctt	cccagcagtg	3840
tgacaatgac	ctgttttgca	tcccctcttt	ctggagctgg	acaaattctc	taccagcctt	3900
tgtgtgggat	cagcatacat	cgcctgctaa	tcccttcagg	atccatcaca	acagggtgtec	3960
tgaagatgct	ggagacaccc	tggttgtctc	cacacgttcc	ccctccgca	cccaagtcca	4020
gaggcccagc	tgctgtgag	gtgtgtgctt	gcccattccag	ccaaggatgc	cagtcttctg	4080
cacggaacca	tcacatactc	ataacctgaa	gtttctctgt	aaaatatcca	tcagctcact	4140
gtggttcttg	ctttgggtgt	ggcttcaacc	actacaaact	gatgagtcaa	atgctatggg	4200
ctttaggctt	atattcttgg	tgctgttttc	tgtctcttct	cctgaagtct	ggatttcaag	4260

-continued

cactttcaca cttaacaaaa taattacata cttgaagttt tcgtaatgtg gagggttcta	4320
ctgggaaatg gagttatgag gatgaatttc tgagtccttc tttgctctgc tggaaaaaat	4380
aaaaatagag ttgtacattg aaaaaaaaaa aaaaaaa	4417

<210> SEQ ID NO 45

<211> LENGTH: 3108

<212> TYPE: DNA

<213> ORGANISM: Homo sapiens

<220> FEATURE:

<223> OTHER INFORMATION: STOM glucocorticoid receptor-responsive gene

<400> SEQUENCE: 45

gcctctggct cctcagggca ttccccggcg ctccgggttt ggcaacgagg acgggggagt	60
gcgactgcgt ctcgggcagc atggcgaga agcggcacac acgggactcc gaagcccagc	120
ggctccccga ctccctcaag gacagcccca gtaagggcct tggacctgc ggatggattt	180
tggtggcgtt ctcattctta ttcaccgtta taactttccc aatctcaata tggatgtgca	240
taaagattat aaaagagtat gaaagagcca tcatctttag attgggtcgc attttacaag	300
gaggagccaa aggacctggt ttgtttttta ttctgccatg cactgacagc ttcataaaag	360
tgacatgag aactatttca tttgatattc ctccctcagga gatcctcaca aaggattcag	420
tgacaattag cgtggatggt gtggtctatt accgcgttca gaatgcaacc ctggctgtgg	480
caaatatcac caacgctgac tcagcaaccc gtcttttggc acaaaactact ctgagggaatg	540
ttctgggcac caagaatctt tctcagatcc tctctgacag agaagaaatt gcacacaaca	600
tgcagtctac tctggatgat gccactgatg cctggggaat aaaggtggag cgtgtggaaa	660
ttaaggatgt gaaactacct gtgcagctcc agagagctat ggctgcagaa gcagaagcgt	720
ccccgaggc ccgcgccaa gttattgcag ccgaaggaga aatgaatgca tccagggctc	780
tgaaagaagc ctccatggtc atcactgaat ctccctgacg ccttcagctc cgatacctgc	840
agacactgac caccattgct gctgagaaaa actcaacaat tgtcttcct ctgcccattg	900
atatgctgca aggaatcata ggggcaaaac acagccatct aggctagtgt agagatgagc	960
gctagccttc caagcatgaa gtcggggacc aaattagcct ttaactcata aagagagggt	1020
agggcttttc tttttccata tgtcaattgt ggtgttcca gaatgtatag cagttataaa	1080
aatagggtgaa agaattgtta gcttgtaaat actgagagat tggatgattt tataaggtaa	1140
tctgttagtc ttaaaatagt taaaagtgtt tatttttaga ttattatgta gtaggttaga	1200
tcctctttgt tttgacttcc actgactcat tctgaacccc ctaagcacc aggccagagg	1260
caagaacctg ggctgtaact gccacctgac accgctgact ggctaaatgc tttgcagaaa	1320
gtgatgacct tacaccacaa ccagcttctc caggtcatat gtccttacc tccagagagt	1380
cttttttttt tttttctga gatggagttt cactcttgtt gccaggctg gagggtcaata	1440
gcatgatctc ggctcactgc aacctccgcc tctgggttc aagagattct cctgcctcag	1500
cctcccagat agctgggatt acaggctcat gccacctgc ccagctaatt tttgtattat	1560
tattattggt ttttagtaga gacgggggtt caccatgttg gccaggctag tcacgaactc	1620
ctaacctcag gtgatccacc cacctctgcc tcccaaagtg ctgggattac aggcattgagc	1680
taccacacct ggtttgaga gtcttaatta aggaaatttc cctaattgtc atttattttc	1740
taaatccaga ccgtgtttca gaataatcct tacttgagag tagccatttt cttgcctgta	1800

-continued

```

cttgtcagaa cttagagaaa tagccaagac taatgaaaa gattactcta acccttaaaa 1860
gacttttaaa ttcactacta gagtggcat tttaaaaata catccatggt ttaacttatt 1920
tgagccttct ttatgagtaa atgattcctc cttgttctgt ctttcaaacc agctaaatat 1980
ttgtcacaaa agtgcttttt tctcactggt gcttattttc atatatcagg ttttaaatag 2040
ttttaatttt ttaataaaaat tttctctacg ttctatatgc aattgttata tatctatttg 2100
aatagctgaa ggactaaaat acttttttaa gagataact caggaaaacca ttatatttta 2160
ctatctgcat gctgttaact gtggtacact gtgaaatag ttgattacaa acccattcat 2220
tacatagtat aaggaattca cagtatatg actatatagt gtctaagat cttgggcaga 2280
tactgtcaaa cttacaatat ctatatagat gtaggtcttt ttaaatttac ctagtcatc 2340
ttctatcatg tatattgatg ctgaaagagg aactggtcag ctctctgga caacaaattc 2400
ttagtctata atattaggag acatcttctg ttttgcaaat gtctgtgaat ctgagcaacc 2460
tggcattctg cttactggcc agaaagctgg cgggtgacat ttgtaacatt tctctttga 2520
gactctgagt tcacctagag aagtctaagc ataacagctt tctttccag cagagcctt 2580
tatagctctc tttagctcaa cactctgtc catccagcca atggatgtcc cttcccctgt 2640
accccaattt caagcttatt ttaggaagcc ttgaactacc atgtatctg gctcctaget 2700
gagtttatta gaggtatgga gcagtgaac ttaactcaa gttgactta cattttgaat 2760
tttaaaatga tggttttatc tgttgtgta agtggttcac ccttgaggac caggagcctc 2820
catatctcga ctgaaaaact tttctgagac ttagagtaac agtgcttttg gttccttgag 2880
ttctctgtc tccagatacc aaatgacct gacttttctg ccttgatgaat tcgtagtcca 2940
atcagctgaa attaaatcac ttgggagga cgcataagag gagctctagg aacacagtgc 3000
cagtgcagaa gtttctccag gtggcctccc tttccaacaa tgtacataat aaagtgtatg 3060
cactttcact aataaaaaa aaaaaaaaa aaaaaaaaa aaaaaaaa 3108

```

<210> SEQ ID NO 46

<211> LENGTH: 4090

<212> TYPE: DNA

<213> ORGANISM: Homo sapiens

<220> FEATURE:

<223> OTHER INFORMATION: MAOA glucocorticoid receptor-responsive gene

<400> SEQUENCE: 46

```

gggcgctccc ggagtatcag caaaagggtt cgcctcgcac acagtgcctg gctccccccg 60
ggtatcaaaa gaaggatcgg ctccgccccg gggctccccg ggggagtga tagaagggtc 120
cttcccaccc tttgcctgct cactcctgt gctacgacc caggagcgtg tcagccaaag 180
catggagaat caagagaagg cgagtatcgc gggccacatg ttcgacgtag tcgtgatcgg 240
agggtgcatt tcaggactat ctgctgccc aactctgact gaatatggcg ttagtgtttt 300
ggttttagaa gctcgggaca gggttggagg aagaacatat actataagga atgagcatgt 360
tgattacgta gatgttgggt gagcttatgt gggaccaacc caaacagaa tcttacgctt 420
gtctaaggag ctgggcatag agacttaca agtgaatgct agtgagcgtc tcgttcaata 480
tgtcaagggg aaaacatata catttcgggg cgcctttcca ccagtatgga atcccattgc 540
atatttggat tacaataatc tgtggaggac aatagataac atggggaagg agattccaac 600
tgatgcaccc tgggaggctc aacatgctga caaatgggac aaaatgacca tgaagagct 660

```

-continued

cattgacaaa atctgctgga caaagactgc taggcggttt gcttatcttt ttgtgaatat	720
caatgtgacc tctgagcctc acgaagtgtc tgccctgtgg ttcttgtggg atgtgaagca	780
gtgccccggc accactcgga tattctctgt caccaatggg ggccaggaac ggaagtttgt	840
aggtggatct ggccaagtga gcgaacggat aatggacctc ctcggagacc aagtgaagct	900
gaaccatcct gtcactcacg ttgaccagtc aagtgacaac atcatcatag agacgctgaa	960
ccatgaacat tatgagtgca aatacgtaat taatgcgatc cctccgacct tgactgccaa	1020
gattcacttc agaccagagc ttccagcaga gagaaccag ttaattcagc ggcttccaat	1080
gggagctgtc attaagtgca tgatgtatta caaggaggcc ttctggaaga agaaggatta	1140
ctgtggctgc atgatcattg aagatgaaga tgctccaatt tcaataacct tggatgacac	1200
caagccagat gggctactgc ctgccatcat gggcttcatt cttgcccgga aagctgatcg	1260
acttgctaag ctacataagg aaataaggaa gaagaaaatc tgtgagctct atgccaaagt	1320
gctgggagcc caagaagctt tacatccagt gcattatgaa gagaagaact ggtgtgagga	1380
gcagtactct gggggctgct acacggccta cttccctcct gggatcatga ctcaatatgg	1440
aagggtgatt cgtcaacccg tgggcaggat tttctttgcy ggcacagaga ctgccacaaa	1500
gtggagcgcc tacatggaag gggcagttga ggtgaggaac cgagcagcta gggaggtcct	1560
aaatggtctc ggaaggtgca ccgagaaaaga tatctgggta caagaacctg aatcaaagga	1620
cgttccagcy gtagaaaatca cccacacctt ctgggaaagg aacctgcctt ctgtttctgg	1680
cctgctgaag atcattggat tttccacatc agtaactgcc ctggggtttg tgctgtacaa	1740
atacaagctc ctgccacggt cttgaagttc tgttcttatg ctctctgctc actggttttc	1800
aataccacca agaggaaaat attgacaagt ttaaaggctg tgcattggg ccatgtttaa	1860
gtgtactgga tttaactacc tttggcttaa ttccaatcat tgttaaagta aaaacaatc	1920
aaagaatcac ctaattaatc tcagtaagat caagctccat cttatttgtc agtgtagatc	1980
aactcatggt aattgataga ataaagcctt gtgatcactt tctgaaatc acaaagttaa	2040
acgtgatgtg ctcatcagaa acaatttctg tgcctgtttt ttattccctt caatgcaaaa	2100
tacatgatga tttcagaaac aaagcatttg actttctgtc tgtggaggtg gagtaggtga	2160
aggcccagcc tgtaactgtc ctttttcttc ccttaggcaa tggatgaactg tcattacaga	2220
gcctagagge tcacagcctc ctggaggaag cagcctccac tttggatcag gaaatagtaa	2280
aggaaagcag tgttgggggt agcggcatgc agaccctcag accagaatgg ggacatcttg	2340
tggtctgctg cctcaggaat ctccctgacca cttgtagtcc ctccgacttc tctagacatc	2400
tagtctcagt gctagcttat ttgtatTTTT cctctttcac ttcttatgga ggagagtgtt	2460
taactgagtt agaatgttga aactgacttg ctgtgactta tgtgcagctt tccagttgag	2520
cagaggaaaa tagtggcagg actgtccccc aggaggactc cctgcttagc tctgtggggag	2580
accaactacg actggcatct tctcttcccc ctggaaggca gctagacacc aatggatcct	2640
tgtcagttgt aacattctat ttcaacttca ggaaagcagc agttttcttt taatttttcc	2700
tatgaccata aaattagaca tacctctcaa cttacatagc tcttcaacat ggttacctct	2760
gcataaatat tagcaaagca tgccaatttc tcttaagtac tgaatacat atgataaatt	2820
tgactgttat ttgttgagac tatcaaacag aaaagaaatt agggctctaa ttccttaaa	2880
gcaagctcac ttgctttagt tgttaagttt tataaaagac atgaaattga gtcattttat	2940

-continued

```

atatgaaaac taagttctct atcttaggag taatgtcggc ccacaagggt gccacacctct 3000
tgttttcccc ttttaaaaac tcagatTTTT aaaagccctt tccaaagggt tcaactgtaa 3060
aatacttctt tttacaatgt atcaacatat ttttatttaa ggggaattaa caattgccag 3120
ggaaaccagc caaccaagt ttattatc attaacctta tcataaatc aaacctagt 3180
tgctggacc cgggtgtgag acataaatct tccaaagttt tgcctatcct aagagctgca 3240
ttttctact gctctttacc ttgcatttta gctaatttag gagttttgag aatgtattgg 3300
atacgtcca gtacataagg agttgccga tattatatca gactgcttg agaaatctca 3360
tcctagtct attgcagttg tttctattag cttactgatt aactcagtcc tgacacacct 3420
tttgggaaat gctgatttaa acttcttaac tggcaacagt tggacagta atcagtttgc 3480
taacatattt aaagtcttga atgttgaaga actcatgtga tttacccttt tcaacttttt 3540
ggaaaacgat ttaatttatt ctaattagat taaccctatt aatctatgga ttgggtatca 3600
aaatgaatgc cagtcagat gtgcctagac acgaaattgg agctgaggac tctcacgata 3660
tgcaagttca tccaactgta agataccata agctttttct ctgaaccaga gaaatgaaag 3720
tcagtttaag aggctgatag atcttggccc tggtaaggca tccactcac agttctgaag 3780
gctgagtcag cccactcca cagttaggcc aagaattaga ttttaaaact tcatctgtct 3840
gtcccagtta actgttaaat aaggcctcat cctccactga agagtatgga ttgaaggatt 3900
gtgaactatg tttagtgtga ttgtgaactt ggtgcctaat gttccatgct tgaagtttgc 3960
cccagtgcta cacgttggag tatacctatg tgtgtgcttt gccactgaag taagattttg 4020
cctgatggt actgttttgt ttgttaataa agtgcactgc ccccccaat gcaaaaaaaaa 4080
aaaaaaaaa 4090

```

<210> SEQ ID NO 47

<211> LENGTH: 6784

<212> TYPE: DNA

<213> ORGANISM: Homo sapiens

<220> FEATURE:

<223> OTHER INFORMATION: glucocorticoid receptor (GR) alpha

<400> SEQUENCE: 47

```

gggcgcgect ccaccgctc cccgctcggc cccgctcgtc cgcaccggcc gggctgacct 60
ttcgcgtgct cgcgctctct tccctccgcc gccgctcctt ccattttgcg agctcgtgct 120
tgtgacggga gcccagatca ccgctgccc gtcggggacg gattctgtgg gtggaaggag 180
acgcccagc cggagcggcc gaagcagctg ggaccgggac ggggcacgcg cgcgccgaac 240
ctcagcccg ggagcccggc gggggcgga gggctggtt gtcagctggg caatgggaga 300
ctttctaaa taggggctct cccccaccc atggagaaag gggcggctgt ttacttctt 360
tttttagaaa aaaaaaatat atttccctcc tgcctctct cgttcacaa gctaaagttg 420
ttatctcggc tgcggcgga actgcgagc gtggcgggcg agcggctcct ctgccagagt 480
tgatattcac tgatggactc caaagaatca ttaactcctg gttagagaaga aaaccaccagc 540
agtgtgcttg ctcagagag gggagatgtg atggacttct ataaaccct aagaggagga 600
gctactgtga aggtttctgc gtcttccccc tcaactggctg tgccttctca atcagactcc 660
aagcagcgaa gacttttggg tgattttcca aaaggctcag taagcaatgc gcagcagcca 720
gatctgtcca aagcagtttc actctcaatg ggactgtata tgggagagac agaacaacaaa 780

```

-continued

gtgatgggaa atgacctggg attcccacag cagggccaaa tcagccttc ctcgggggaa	840
acagacttaa agcttttggg agaaagcatt gcaaacctca ataggctcgac cagtgttcca	900
gagaacccca agagttcagc atccactgct gtgtctgctg ccccccacaga gaaggagttt	960
ccaaaaactc actctgatgt atcttcagaa cagcaacatt tgaagggcca gactggcacc	1020
aacgggtggca atgtgaaatt gtataccaca gaccaaagca cctttgacat tttgcaggat	1080
ttggagtttt cttctgggct cccaggtaaa gagacgaatg agagtccttg gagatcagac	1140
ctgttgatag atgaaaactg tttgctttct cctctggcgg gagaagacga ttcattcctt	1200
ttggaaggaa actcgaatga ggactgcaag cctctcattt tacccggacac taaacccaaa	1260
attaaggata atggagatct ggttttgcga agccccagta atgtaacact gccccaagtg	1320
aaaacagaaa aagaagattt catcgaactc tgcaccctg gggtaatata gcaagagaaa	1380
ctgggcacag tttactgtca ggcaagcttt cctggagcaa atataattgg taataaaatg	1440
tctgccattt ctgttcattg tgtgagtacc tctggaggac agatgtacca ctatgacatg	1500
aatacagcat ccctttctca acagcaggat cagaagccta ttttaaatgt cattccacca	1560
attcccgttg gttccgaaaa ttggaatagg tgccaaggat ctggagatga caacttgact	1620
tctctgggga ctctgaactt ccctggctga acagtttttt ctaatggcta ttcagcccc	1680
agcatgagac cagatgtaag ctctcctcca tccagctcct caacagcaac aacaggacca	1740
cctcccuaac tctgcctggt gtgctctgat gaagcttcag gatgtcatta tggagtctta	1800
acttgtggaa gctgtaaaagt tttcttcaaa agagcagtg gaggacagca caattacctt	1860
tgtgctggaa ggaatgattg catcatcgat aaaattcgaa gaaaaaactg cccagcatgc	1920
cgctatcgaa aatgtcttca ggctggaatg aacctggaag ctcgaaaaac aaagaaaaaa	1980
ataaaaggaa ttcagcagc cactacagga gtctcacaag aaacctctga aaatcctggt	2040
aacaaaaaaa tagttcctgc aacgttacca caactcacc ctaccctggt gtcactgttg	2100
gagggtattg aacctgaagt gttatatgca ggatgatgata gctctgttcc agactcaact	2160
tggaggatca tgactacgct caacatgtta ggaggggcggc aagtgattgc agcagtgaaa	2220
tgggcaaagg caataccagg tttcaggaac ttacacctgg atgaccaaact gaccctactg	2280
cagtactcct ggatgtttct tatggcattt gctctggggt ggagatcata tagacaatca	2340
agtgcaaaac tgctgtgttt tgctcctgat ctgattatta atgagcagag aatgactcta	2400
ccctgcatgt acgaccaatg taaacacatg ctgtatgttt cctctgagtt acacaggctt	2460
cagggtatctt atgaagagta tctctgatg aaaaccttac tgcttctctc ttcagttcct	2520
aaggcgggct tgaagagcca agagctatct gatgaaatta gaatgacctt catcaaagag	2580
ctaggaaaaag ccattgtcaa gaggaagga aactccagcc agaactggca gcggttttat	2640
caactgacaa aactcttgga ttctatgcat gaagtgggtg aaaatctcct taactattgc	2700
ttccaaacat ttttgataa gaccatgagt attgaattcc ccgagatggt agctgaaatc	2760
atccaacatc agataccaaa atattcaaat ggaaatatca aaaaacttct gtttcatcaa	2820
aagtgactgc cttaataaga atggttgctt taaagaaagt cgaattaata gcttttattg	2880
tataaactat cagtttgcct tgtagaggtt ttgttgtttt attttttatt gtttcatct	2940
gttggtttgt tttaaatacg cactacatgt ggtttataga gggccaagac ttggcaacag	3000
aagcagttga gtcgcatca cttttcagtg atgggagagt agatggtgaa atttattagt	3060

-continued

taatatatcc	cagaaattag	aaaccttaat	atgtggacgt	aatctccaca	gtcaaagaag	3120
gatggcacct	aaaccaccag	tgccaaaagt	ctgtgtgatg	aactttctct	tcatactttt	3180
tttcacagtt	ggctggatga	aattttctag	actttctggt	gggtatoccc	cccctgtat	3240
agttaggata	gcatttttga	tttatgcatg	gaaacctgaa	aaaaagtta	caagtgata	3300
tcagaaaagg	gaagttgtgc	cttttatagc	tattactgtc	tggttttaac	aatttccttt	3360
atatttagtg	aactacgctt	gctcattttt	tcttacataa	ttttttattc	aagttattgt	3420
acagctgttt	aagatgggca	gctagttcgt	agctttccca	aataaactct	aaacattaat	3480
caatcatctg	tgtgaaaatg	ggttgggtgct	tctaacctga	tggcacttag	ctatcagaag	3540
accacaaaaa	ttgactcaaa	tctccagtat	tcttgtcaaa	aaaaaaaaaa	aaaaagctca	3600
tattttgat	atatctgctt	cagtgagaaa	ttatataggt	tgtgcaaatt	aacagtctca	3660
actggtatag	agcacctagt	ccagtgcacct	gctgggtaaa	ctgtggatga	tggttgcaaa	3720
agactaat	aaaaataaac	taccaagagg	ccctgtctgt	acctaacgcc	ctatttttgc	3780
aatggctata	tggaagaaa	gctggtaaac	tatttgcctt	tcaggacctt	ttgaagtagt	3840
ttgtataact	tcttaaaagt	tgtgattcca	gataaccagc	tgtaacacag	ctgagagact	3900
tttaatcaga	caaagtaatt	cctctcacta	aactttacc	aaaaactaaa	tctctaata	3960
ggcaaaaatg	gctagacacc	cattttcaca	ttcccatctg	tcaccaattg	gttaactctt	4020
cctgatggta	caggaagct	cagctactga	tttttgtgat	ttagaactgt	atgtcagaca	4080
tccatgtttg	taaaactaca	catcccta	gtgtgccata	gagtttaaca	caagtccctgt	4140
gaatttcttc	actgttgaaa	attattttaa	acaaaataga	agctgtagta	gccctttctg	4200
tgtgcacctt	accaacttct	tgtaaacctca	aaacttaaca	tatttactaa	gccacaagaa	4260
atgtgatctc	tattcaaggt	ggccaaatta	tttgtgta	agaaaaactga	aaatctaata	4320
ttaaaaatat	ggaacttcta	atatattttt	atatttagtt	atagtttcag	atatatatca	4380
tattggtatt	cactaatctg	ggaaggggaa	ggctactgca	gctttacatg	caatttatta	4440
aaatgattgt	aaaatagctt	gtatagtgt	aaataagaat	gattttttaga	tgagattggt	4500
ttatcatgac	atgttatata	tttttgtag	gggtcaaaga	aatgctgatg	gataacctat	4560
atgatttata	gtttgtacat	gcattcatac	aggcagcgat	ggtctcagaa	accaaaacagt	4620
ttgctctagg	ggaagagggg	gatggagact	ggtcctgtgt	gcagtgaagg	ttgctgaggg	4680
tctgacccag	tgagattaca	gaggaagtta	tcctctgcct	cccattctga	ccacccttct	4740
cattccaaca	gtgagctctg	cagcgcaggt	ttagtttact	caatctcccc	ttgcaactaaa	4800
gtatgtaaa	tatgtaaa	ggagacagga	aggtgggtgct	tacatcctta	aaggcaccat	4860
ctaatagcgg	gttactttca	catacagccc	tccccagca	gttgaatgac	aacagaagct	4920
tcagaagttt	ggcaatagtt	tgcatagagg	taccagcaat	atgtaaatag	tcagaatct	4980
cataggttgc	caataataca	ctaattcctt	tctatcctac	aacaagagtt	tatttccaaa	5040
taaaatgagg	acatgttttt	gttttctttg	aatgcttttt	gaatgttatt	tgttattttc	5100
agttattttg	agaaattatt	taataaaaaa	acaatcattt	gctttttgaa	tgctctctaa	5160
aagggaatgt	aatattttaa	gatgggtgtg	aaccggctg	gataaatttt	tggtgcctaa	5220
gaaaactgct	tgaatattct	tatcaatgac	agtgtaagt	ttcaaaaaga	gcttctaaaa	5280
cgtagattat	cattccttta	tagaatgtta	tgtgggttaa	accagaaagc	acatctcaca	5340

-continued

```

cattaatctg attttcatcc caacaatctt ggcgctcaaa aaatagaact caatgagaaa 5400
aagaagatta tgtgcacttc gttgtcaata ataagtcaac tgatgctcat cgacaactat 5460
aggaggcttt tcattaatg ggaaaagaag ctgtgccect ttaggatacg tgggggaaaa 5520
gaaagtcac ttaattatgt ttaattgtgg atttaagtgc tatatggtgg tgctgtttga 5580
aagcagattt atttcctatg tatgtgttat ctggccatcc caacccaaac tgttgaagtt 5640
tgtagtaact tcagtgagag ttggttactc acaacaaatc ctgaaaagta tttttagtgt 5700
ttgtaggtat tctgtgggat actatacaag cagaactgag gcacttagga cataacactt 5760
ttgggtata tatatccaaa tgcctaaaac tatgggagga aaccttgcc accccaaaag 5820
gaaaactaac atgatttgtg tctatgaagt gctggataat tagcatggga tgagctctgg 5880
gcatgccatg aaggaaagcc acgctccctt cagaattcag aggcaggag caattccagt 5940
ttcacctaag tctcataatt ttagttccct tttaaaaacc ctgaaaacta catcaccatg 6000
gaatgaaaaa tattgttata caatacatg atctgtcaaa cttccagaac catggtagcc 6060
ttcagtgaga tttccatctt ggctggctac tccctgactg tagctgtagg tgaatgtgtt 6120
tttgtgtgtg tgtgtctggt tttagtgtca gaagggaat aaaagtgtaa ggaggacact 6180
ttaaacctt tgggtggagt ttcgtaattt cccagactat tttcaagcaa cctggctcac 6240
ccaggattag tgaccaggtt ttcaggaaag gatttgcttc tctctagaaa atgtctgaaa 6300
ggatthtatt ttctgatgaa aggctgtatg aaaatacctt cctcaaataa cttgcttaac 6360
tacatataga ttcaagtgtg tcaatattct atttgtata ttaaatgcta tataatgggg 6420
acaaatctat attatactgt gtatggcatt attaagaagc ttttcatta tttttatca 6480
cagtaattht aaaatgtgta aaaatataaa ccagtgactc ctgtttataa ataaaagttg 6540
tagthtttta ttcctgctga ataataatct gtagtataaa aaaaagtgtc tttttacctt 6600
cgcagtgaaa tgtcagactg taaaaccttg tgtggaaatg tttactttt atttttcat 6660
ttaaatttgc tgttctggtt ttaccaaacc acacatttgt accgaattgg cagtaaatgt 6720
tagccattta cagcaatgcc aaatatggag aaacatcata ataaaaaat ctgctttttc 6780
atta 6784

```

<210> SEQ ID NO 48

<211> LENGTH: 4154

<212> TYPE: DNA

<213> ORGANISM: Homo sapiens

<220> FEATURE:

<223> OTHER INFORMATION: glucocorticoid receptor (GR) beta

<400> SEQUENCE: 48

```

ggcgcgccct ccaccgctc cccgctcggg cccgctcgtc cgcccaggcc gggtgcct 60
ttcgctgtc cgcgctctct tccctccgcc gccgctcct ccattttgcg agctcgtgtc 120
tgtgacggga gcccgagtca ccgctgccc gtcggggacg gattctgtgg gtggaaggag 180
acgcccagc cggagcggcc gaagcagctg ggaccgggac ggggcacgcg cgcccggaac 240
ctcgaccgc ggagcccgc gctggggcga gggctggctt gtcagctggg caatgggaga 300
ctttctaaa tagggctct cccccacc atggagaaag gggcggctgt tacttctct 360
tttttagaaa aaaaaatat atttcctcc tgctctctc gcgttcacaa gctaagtgt 420
ttatctcggc tgcggcggga actgcgagc gtggcggcg agcggctcct ctgccagagt 480

```

-continued

tgatattcac	tgatggactc	caaagaatca	ttaactcctg	gtagagaaga	aaaccccagc	540
agtgtgcttg	ctcaggagag	gggagatgtg	atggacttct	ataaacacct	aagaggagga	600
gctactgtga	aggtttctgc	gtcttcaccc	tcactggctg	tcgcttctca	atcagactcc	660
aagcagcgaa	gacttttggg	tgattttcca	aaaggctcag	taagcaatgc	gcagcagcca	720
gatctgtcca	aagcagtttc	actctcaatg	ggactgtata	tgggagagac	agaacaaaa	780
gtgatgggaa	atgacctggg	attcccacag	cagggccaaa	tcagccttcc	ctcgggggaa	840
acagacttaa	agcttttggg	agaaagcatt	gcaaacctca	ataggtcgac	cagtgttcca	900
gagaacccca	agagttcagc	atccactgct	gtgtctgctg	ccccacaga	gaaggagttt	960
ccaaaaactc	actctgatgt	atcttcagaa	cagcaacatt	tgaagggcc	gactggcacc	1020
aacggtggca	atgtgaaatt	gtataccaca	gaccaaagca	cctttgacat	tttgcaggat	1080
ttggagtttt	cttctgggct	cccaggtaaa	gagacgaatg	agagtccttg	gagatcagac	1140
ctgttgatag	atgaaaactg	tttgttttct	cctctggcgg	gagaagacga	ttcattcctt	1200
ttggaaggaa	actcgaatga	ggactgcaag	cctctcattt	taccggacac	taaaccctaaa	1260
attaaggata	atggagatct	ggttttgtca	agccccagta	atgtaacact	gccccagtg	1320
aaaaacagaaa	aagaagattt	catcgaactc	tgcaccctg	gggtaattaa	gcaagagaaa	1380
ctgggcacag	tttactgtca	ggcaagcttt	cctggagcaa	atataatgg	taataaatg	1440
tctgccattt	ctgttcatgg	tgtgagtacc	tctggaggac	agatgtacca	ctatgacatg	1500
aatacagcat	ccctttctca	acagcaggat	cagaagccta	tttttaatgt	cattccacca	1560
attcccgttg	gttcccagaaa	ttggaatagg	tgccaaggat	ctggagatga	caacttgact	1620
tctctgggga	ctctgaaact	ccctggctga	acagtttttt	ctaattggcta	ttcaagcccc	1680
agcatgagac	cagatgtaag	ctctcctcca	tccagctcct	caacagcaac	aacaggacca	1740
cctcccaaac	tctgcctggg	gtgctctgat	gaagcttcag	gatgtcatta	tggagtctta	1800
acttggtgaa	gctgtaaagt	tttcttcaaa	agagcagtgg	aaggacagca	caattacct	1860
tgtgtctgaa	ggaatgattg	catcatcgat	aaaattcgaa	gaaaaaactg	cccagcatgc	1920
cgctatcgaa	aatgtcttca	ggctggaatg	aacctggaag	ctcgaaaaac	aaagaaaaaa	1980
ataaaaggaa	ttcagcaggc	cactacagga	gtctcacaag	aaacctctga	aaatcctggt	2040
aacaaaaaca	tagttctctc	aacgttacca	caactcacc	ctaccctggt	gtcactgttg	2100
gaggttattg	aacctgaagt	gttatatgca	ggatatgata	gctctgttcc	agactcaact	2160
tggaggatca	tgactacgct	caacatgta	ggagggcggc	aagtgattgc	agcagtgaaa	2220
tgggcaaagg	caataccagg	tttcaggaac	ttacacctgg	atgacaaat	gacctactg	2280
cagtactcct	ggatgtttct	tatggcattt	gctctggggt	ggagatcata	tagacaatca	2340
agtgcaaac	tgctgtgttt	tgctcctgat	ctgattatta	atgagcagag	aatgactcta	2400
ccctgcagt	acgaccaatg	taaacacatg	ctgtatgttt	cctctgagtt	acacaggctt	2460
caggatcttt	atgaagagta	tctctgtatg	aaaaccttac	tgttctctc	ttcagttcct	2520
aaggacggct	tgaagagcca	agagctatgt	gatgaaatta	gaatgacct	catcaaagag	2580
ctaggaaaa	ccattgtcaa	gaggaagga	aactccagcc	agaactggca	gcggttttat	2640
caactgacaa	aactcttgga	ttctatgcat	gaaaatgtta	tgtggttaaa	accagaaaagc	2700
acatctcaca	cattaatctg	atcttctcct	caacaatctt	ggcgctcaaa	aaatagaact	2760

-continued

```

caatgagaaa aagaagatta tgtgcacttc gttgtcaata ataagtcaac tgatgctcat 2820
cgacaactat aggaggcttt tcattaaatg ggaaaagaag ctgtgccctt ttaggatacg 2880
tgggggaaaa gaaagtcac ttaattatgt ttaattgtgg atttaagtgc tatatggtgg 2940
tgctgtttga aagcagattt atttcctatg tatgtgttat ctggccatcc caacccaaac 3000
tgttgaagtt tgtagtaact tcagtgaag ttggttactc acaacaaatc ctgaaaagta 3060
tttttagtgt ttgtaggtat tctgtgggat actatacaag cagaactgag gcacttagga 3120
cataaacttt ttgggtata tatatccaaa tgcctaaaac tatgggagga aaccttggcc 3180
accccaaaag gaaaactaac atgattttgt tctatgaagt gctggataat tagcatggga 3240
tgagctctgg gcatgccatg aaggaaagcc acgctccctt cagaattcag aggcaggagg 3300
caattccagt ttcacctaag tctcataatt ttagttccct tttaaaaacc ctgaaaacta 3360
catcaccatg gaatgaaaa tattgttata caatacattg atctgtcaaa cttccagaac 3420
catggtagcc ttcagtgaga ttccatctt ggctggteac tcctgactg tagctgtagg 3480
tgaatgtgtt tttgtgtgtg tgtgtctggt tttagtgtca gaagggaat aaaagtgtaa 3540
ggaggacact ttaaaccctt tgggtggagt ttcgtaattt cccagactat tttcaagcaa 3600
cctggteccac ccaggattag tgaccaggtt ttcaggaaag gatttgettc tctctagaaa 3660
atgtctgaaa ggattttatt ttctgatgaa aggctgtatg aaaatacctt cctcaaataa 3720
cttgcttaac tacatataga ttcaagtgtg tcaatattct attttgtata ttaaatgcta 3780
tataatgggg acaaatctat attatactgt gtatggcatt attaagaagc tttttcatta 3840
ttttttatca cagtaatttt aaaatgtgta aaaattaaaa ccagtgactc ctgtttaaaa 3900
ataaaagtty tagtttttta ttcagtctga ataataatct gtagttaaaa aaaaagtgtc 3960
tttttaccta cgcagtgaaa tgtcagactg taaaaccttg tgtggaaatg ttttaacttt 4020
attttttcat ttaaatttgc tgttctggta ttaccaaacc acacatttgt accgaattgg 4080
cagtaaatgt tagccattta cagcaatgcc aaatatggag aaacatcata ataaaaaat 4140
ctgctttttc atta 4154

```

<210> SEQ ID NO 49

<211> LENGTH: 6330

<212> TYPE: DNA

<213> ORGANISM: Homo sapiens

<220> FEATURE:

<223> OTHER INFORMATION: nuclear receptor subfamily 3, group A, member 1, transcript variant 4 (NR3A1), estrogen receptor (ESR1, ER, ESR, ESRA, ESTR) cDNA (complete)

<400> SEQUENCE: 49

```

aggagctggc ggagggcggt cgtcctggga ctgcacttgc tcccgtcggg tcgcccggct 60
tcaccggacc cgcaggtcc cggggcaggg ccggggccag agctcgcgtg tcggcgggac 120
atgctgctg cgcctctaa cctcgggctg tgctcttttt ccagggtggc cgcctgttcc 180
tgagccttct gccctcgggg gacacggtct gcaccctgcc cgcggccaac gaccatgacc 240
atgaccctcc acaccaaagc atctgggatg gccctactgc atcagatcca agggaacgag 300
ctggagcccc tgaacctgcc gcagctcaag atccccctgg agcggccctt gggcgagggtg 360
tacctggaca gcagcaagcc cgcctgttac aactaccctg agggcgccgc ctacgagttc 420
aacgcgcgg cgcctcccaa cgcgcaggtc tacggtcaga ccggcctccc ctacggcccc 480

```

-continued

gggtctgagg ctgcggcggt cggtccaac ggctggggg gttccccc actcaacagc	540
gtgtctccga gcccgtgat gctactgcac ccgcccgc agctgtcgcc tttcctgcag	600
ccccacggcc agcagggtgc ctactacctg gagaacgagc ccagcgcta cecgggtgcg	660
gaggccggcc cgcggcatt ctacaggcca aattcagata atcgacgcca gggttggcaga	720
gaaagattgg ccagtaccaa tgacaaggga agtatggcta tggaatctgc caaggagact	780
cgctactgtg cagtgtgcaa tgactatgct tcaggctacc attatggagt ctggtcctgt	840
gagggtgca aggccttctt caagagaagt attcaaggac ataacgacta tatgtgtcca	900
gccaccaacc agtgcacat tgataaaaac aggaggaaga gctgccaggc ctgccggctc	960
cgcaaatgct acgaagtggg aatgatgaaa ggtgggatac gaaaagaccg aagaggagg	1020
agaatgttga aacacaagcg ccagagagat gatggggagg gcaggggtga agtgggtct	1080
gctggagaca tgagactgc caaccttgg ccaagcccgc tcatgatcaa acgctctaag	1140
aagaacagcc tggccttgc cctgacggcc gaccagatgg tcagtgcctt gttggatgct	1200
gagccccca tactctattc cgagtatgat cctaccagac ccttcagtga agcttcgatg	1260
atgggcttac tgaccaacct ggcagacagg gagctggttc acatgatcaa ctgggcgaag	1320
aggggtccag gctttgtgga tttgacctc catgatcagg tccacctctt agaatgtgcc	1380
tggctagaga tcctgatgat tggctctgtc tggcgctcca tggagcacc agggaagcta	1440
ctgtttgctc ctaacttgc cttggacagg aaccaggaa aatgtgtaga gggcatggtg	1500
gagatcttcg acatgctgct ggctacatca tctcggttc gcatgatgaa tctgcaggga	1560
gaggagtttg tgtgcctcaa atctattatt ttgcttaatt ctggagtga cacatttctg	1620
tccagcacc tgaagtctct ggaagagaag gaccatatcc accgagtcct ggacaagatc	1680
acagacactt tgatccacct gatggccaag gcaggcctga ccctgcagca gcagcaccag	1740
cggctggccc agctcctcct catcctctcc cacatcaggc acatgagtaa caaaggcatg	1800
gagcatctgt acagcatgaa gtgcaagaac gtggtgcccc tctatgacct gctgctggag	1860
atgctggagc cccaccgct acatgcgccc actagcctg gaggggcatc cgtggaggag	1920
acggacaaa gccacttggc cactgcgggc tctacttcat cgcattcctt gcaaaagtat	1980
tacateacgg gggaggcaga gggtttccct gccacggtct gagagctccc tggctcccac	2040
acggttcaga taatccctgc tgcattttac cctcatcatg caccacttta gccaaattct	2100
gtctcctgca tacactccgg catgcatcca acaccaatgg ctttctagat gaggggccat	2160
tcatttgctt gctcagttct tagtggcaca tcttctgtct tctgttggga acagccaaag	2220
ggattccaag gctaaatctt tgtaacagct ctctttcccc cttgctatgt tactaagcgt	2280
gaggattccc gtagctcttc acagctgaac tcagtctatg ggttggggct cagataactc	2340
tgtgcattta agctacttgt agagaccag gcctggagag tagacatttt gcctctgata	2400
agcacttttt aatggctctt aagaataagc cacagcaaag aatttaaagt ggctccttta	2460
attggtgact tggagaaagc taggtcaagg gtttattata gcaccctctt gtattcctat	2520
ggcaatgcat ccttttatga aagtggta ccttaaagct tttatatgac tgtagcagag	2580
tatctggtga ttgtcaatc attcccccta taggaataca aggggcacac agggaaggca	2640
gatccccctag ttggcaagac tattttaact tgatacactg cagattcaga tgtgctgaaa	2700
gctctgctc tggctttccg gtcatgggtt ccagttaatt catgcctccc atggacctat	2760

-continued

ggagagcagc	aagttgatct	tagttaagtc	tcctatatg	agggataagt	tctgatttt	2820
tgtttttatt	tttgtgttac	aaaagaaagc	cctccctccc	tgaacttgca	gtaaggtcag	2880
cttcaggacc	tgttccagtg	ggcactgtac	ttggatcttc	ccggcgtgtg	tgtgccttac	2940
acaggggtga	actgttcact	gtggtgatgc	atgatgaggg	taaagttag	ttgaaaggag	3000
caggggcccct	ggtgttgcat	ttagccctgg	ggcatggagc	tgaacagtac	ttgtgcagga	3060
ttgtgtggc	tactagagaa	caagaggaa	agtagggcag	aaactggata	cagttctgag	3120
gcacagccag	acttgctcag	ggtggccctg	ccacaggctg	cagctaccta	ggaacattcc	3180
ttgcagacc	cgcatggccc	tttgggggtg	ccctgggctc	cctggggtag	tccagctctt	3240
cttcatttcc	cagcgtggcc	ctggttgaa	gaagcagctg	tcacagctgc	tgtagacagc	3300
tgtgttccca	caattggccc	agcacctcgg	ggcacgggag	aaggggtggg	accgttgctg	3360
tcactactca	ggctgactgg	ggcctggcca	gattacgtat	gcccttgggtg	gtttagagat	3420
aatccaaaat	cagggtttgg	tttggggaag	aaaatcctcc	cccttctccc	cccgcctcgt	3480
tcctaccgc	ctccactcct	gccagctcat	ttccttcaat	ttcctttgac	ctataggcta	3540
aaaaaagaag	gctcattcca	gccacagggc	agccttccct	gggcctttgc	ttctctagca	3600
caattatggg	ttacttcctt	tttcttaaca	aaaaagaatg	tttgatttcc	tctgggtgac	3660
cttattgtct	gtaattgaaa	ccctattgag	aggtgatgtc	tgtgttagcc	aatgaccag	3720
gtgagctgct	cgggcttctc	ttggtatgtc	ttgtttgaa	aagtggattt	cattcatttc	3780
tgattgtcca	gttaagtgat	caccaagga	ctgagaatct	gggagggcaa	aaaaaaaaaa	3840
aaagttttta	tgtgcactta	aatttgggga	caattttatg	tatctgtgtt	aaggatatgt	3900
ttaagaacat	aattcttttg	ttgctgtttg	tttaagaagc	accttagttt	gtttaagaag	3960
caccttatat	agtataatat	atattttttt	gaaattacat	tgcttgttta	tcagacaatt	4020
gaatgtagta	attctgttct	ggatttaatt	tgactgggtt	aacatgcaaa	aaccaaggaa	4080
aaatatttag	tttttttttt	tttttttgta	tacttttcaa	gctaccttgt	catgtatata	4140
gtcatttatg	cctaaagcct	ggtgattatt	catttaaatg	aagatcacat	ttcatatcaa	4200
cttttgtatc	cacagtagac	aaaatagcac	taatccagat	gcctattggt	ggatactgaa	4260
tgacagacaa	tcttatgtag	caaagattat	gcctgaaaag	gaaaattatt	cagggcagct	4320
aattttgctt	ttacccaaaat	atcagtagta	atatttttgg	acagtagcta	atgggtcagt	4380
gggttctttt	taatgtttat	acttagattt	tcttttaaaa	aaattaaaat	aaaacaaaaa	4440
aaaaatttcta	ggactagacg	atgtaatacc	agctaaagcc	aaacaattat	acagtggag	4500
gttttacatt	attcatccaa	tgtgtttcta	ttcatgttaa	gatactacta	catttgaagt	4560
gggcagagaa	catcagatga	ttgaaatggt	cgcccagggg	tctccagcaa	ctttggaat	4620
ctctttgtat	ttttacttga	agtgccacta	atggacagca	gatattttct	ggctgatggt	4680
ggtattgggt	gtaggaacat	gatttaaaaa	aaaactcttg	cctctgcttt	ccccactct	4740
gaggcaagtt	aaaatgtaaa	agatgtgatt	tatctggggg	gctcaggtat	ggtggggaag	4800
tggattcagg	aatctgggga	atggcaata	tattaagaag	agtattgaaa	gtatttggag	4860
gaaaatggtt	aattctgggt	gtgcaccag	gttcagtaga	gtccacttct	gcctgggaga	4920
ccacaaatca	actagctcca	tttacagcca	tttctaaaat	ggcagcttca	gttctagaga	4980
agaaagaaca	acatcagcag	taaagtccat	ggaatagcta	gtggtctgtg	tttctttctg	5040

-continued

ccattgccta gcttgccgta atgattctat aatgccatca tgcagcaatt atgagaggct	5100
aggatcatcca aagagaagac cctatcaatg taggttgcaa aatctaacc ctaaggaagt	5160
gcagctctttg atttgatctc cctagtaacc ttgcagatat gtttaaccaa gccatagccc	5220
atgccttttg agggctgaac aaataagga cttactgata atttactttt gatcacatta	5280
agggtgtctc accttgaaat cttatacact gaaatggcca ttgatttagg ccactggctt	5340
agagtactcc ttcccctgca tgacactgat tacaataact ttctattca tactttccaa	5400
ttatgagatg gactgtgggt actgggagt atcactaaca ccatagtaat gtctaattt	5460
cacaggcaga tctgcttggg gaagctagt atgtgaaagg caaatagagt catacagtag	5520
ctcaaaaagg aaccataatt ctctttggg caggtcttgg gagegtgatc tagattacac	5580
tgcaccattc ccaagttaat cccctgaaa cttactctca actggagcaa atgaactttg	5640
gtcccaata tccatctttt cagtagecgt aattatgctc tgtttccaac tgcatttcct	5700
ttccaattga attaaagtgt ggcctcgtt ttagtcattt aaaattgttt tctaaagta	5760
tgctgcctct attatggcac ttcaattttg cactgtcttt tgagattcaa gaaaaatttc	5820
tattcttttt ttgcatcca atttgccctg aacttttaa atagttaaat gctgccatgt	5880
tccaaaacca tgcctcagtgt gtgtgtttag agctgtgcac cctagaaaca acatattgtc	5940
ccatgagcag gtgcctgaga cacagacccc tttgcattca cagagaggtc attggttata	6000
gagacttgaa ttaataagtg acattatgcc agtttctggt ctctcacagg tgataaaca	6060
tgctttttgt gcactacata ctctcagtg tagagctctt gttttatggg aaaaggctca	6120
aatgccaaat tgtgtttgat ggattaatat gcccttttgc cgatgcatac tattactgat	6180
gtgactcggg tttgtgcag ctttgctttg tttaatgaaa cacacttgta aacctctttt	6240
gcactttgaa aaagaatcca ggggatgct cgagcacctg taaacaattt tctcaacct	6300
tttgatgttc aaataagaa ttaactaaa	6330

What is claimed is:

1. A pharmaceutical composition for treating breast cancer in a patient which is characterized by expression of a glucocorticoid receptor, comprising therapeutically effective amounts of:

- a) at least one anticancer agent;
- b) a glucocorticoid receptor antagonist (GRA); and,
- c) optionally, a pharmaceutically acceptable formulation.

2. The composition of claim 1 wherein the anticancer compound is selected from the group consisting of capecitabine, carboplatin, cyclophosphamide (Cytoxan), daunorubicin, docetaxel (Taxotere), doxorubicin (Adriamycin), epirubicin (Ellence), fluorouracil (also called 5-fluorouracil or 5-FU), gemcitabine, eribulin, ixabepilone, methotrexate, mitomycin C, mitoxantrone, paclitaxel (Taxol), thiotepa, vincristine, or vinorelbine, or a combination of these agents.

3. The composition of claim 1 wherein the anticancer compound is a taxane derivative.

4. The composition of claim 1 wherein the anticancer compound is either paclitaxel or docetaxel.

5. The composition of claim 1 wherein the anticancer compound is Herceptin®.

6. The composition of claim 1 wherein the GRA is a steroidal compound.

7. The composition of claim 1 wherein the GRA is mifepristone.

8. The composition of claim 1 wherein the GRA is ORG 34517.

9. The composition of claim 1 wherein the GRA is a non-steroidal compound.

10. The pharmaceutical composition of claim 1, wherein the breast cancer is chemo-resistant ER⁻/GR⁺ breast cancer.

11. A pharmaceutical composition for treating breast cancer in a patient which is characterized by expression of a glucocorticoid receptor, comprising therapeutically effective amounts of:

- a) an anticancer agent selected from, taxanes wherein the taxane is paclitaxel and docetaxel, and combinations thereof;
- b) a glucocorticoid receptor antagonist (GRA) selected from the group consisting of ORG 34517 and mifepristone; and,
- c) optionally a pharmaceutically acceptable formulation.

12. A pharmaceutical composition of claim 11 wherein the anticancer agent is paclitaxel and the GRA is ORG 34517.

13. A pharmaceutical composition of claim 11 wherein the anticancer agent is paclitaxel and the GRA is mifepristone.

14. The pharmaceutical composition of claim 11, wherein the breast cancer is chemo-resistant ER⁻/GR⁺ breast cancer.

* * * * *