



US006680143B2

(12) **United States Patent**
Thackeray et al.

(10) **Patent No.:** **US 6,680,143 B2**
(45) **Date of Patent:** **Jan. 20, 2004**

(54) **LITHIUM METAL OXIDE ELECTRODES FOR LITHIUM CELLS AND BATTERIES**

FOREIGN PATENT DOCUMENTS

WO WO 00/23380 4/2000

(75) Inventors: **Michael M. Thackeray**, Naperville, IL (US); **Christopher S. Johnson**, Naperville, IL (US); **Khalil Amine**, Downers Grove, IL (US); **Jaekook Kim**, Naperville, IL (US)

OTHER PUBLICATIONS

(73) Assignee: **The University of Chicago**, Chicago, IL (US)

Material Res. Bulletin vol. 15, pp. 783–789, 1980, “A New Cathode Material for Batteries of High Energy Density”, K. Mizushima et al.

(*) Notice: Subject to any disclaimer, the term of this patent is extended or adjusted under 35 U.S.C. 154(b) by 134 days.

Electrochemical Society vol. 144, No. 8, Aug. 1997, Morphology Effects on The Electrochemical Performance of . . . , W. Li et al, pp. 2773–2779.

(21) Appl. No.: **09/989,844**

Electrochemical and Solid State . . . 117–119 (1998) Novel . . . Compounds as Cathode Material for Safer Lithium–Ion Batteries, Yuan Gao et al.

(22) Filed: **Nov. 21, 2001**

Journal of Power Sources 90 (2000) 76–81, “Lithium Nickelate Electrodes With Enhanced . . . Thermal Stability,” Hajime Arai et al.

(65) **Prior Publication Data**

Electrochemical Society vol. 144, Sep. 9, 1997, Electrochemical and Thermal Behavior of . . . , Hajime Arai et al., pp. 3117–3125.

US 2002/0114995 A1 Aug. 22, 2002

Nature, vol. 381, Jun. 6, 1996, Synthesis of Layered . . . Lithium Batteries, A. Robert Armstrong et al., pp. 499–500.

Related U.S. Application Data

Mat. Res. Bull. vol. 26, pp. 463–473, 1991, Lithium Manganese Oxides From . . . Battery Applications, M.H. Ros-souw et al.

(63) Continuation-in-part of application No. 09/887,842, filed on Jun. 21, 2001.

(60) Provisional application No. 60/213,618, filed on Jun. 22, 2000.

(List continued on next page.)

(51) **Int. Cl.**⁷ **H01M 4/50**

Primary Examiner—Laura Weiner

(74) *Attorney, Agent, or Firm*—Emrich and Dithmar

(52) **U.S. Cl.** **429/224**; 429/231.1; 429/231.3; 429/223; 429/231.5; 429/231.6; 423/599

(57) **ABSTRACT**

(58) **Field of Search** 429/224, 231.1, 429/231.3, 223, 231.5, 231.6; 423/599

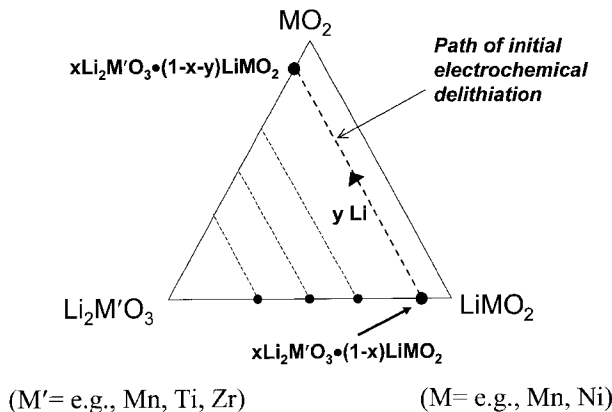
A lithium metal oxide positive electrode for a non-aqueous lithium cell is disclosed. The cell is prepared in its initial discharged state and has a general formula $x\text{LiMO}_2 \cdot (1-x)\text{Li}_2\text{M}'\text{O}_3$ in which $0 < x < 1$, and where M is one or more ion with an average trivalent oxidation state and with at least one ion being Mn or Ni, and where M' is one or more ion with an average tetravalent oxidation state. Complete cells or batteries are disclosed with anode, cathode and electrolyte as are batteries of several cells connected in parallel or series or both.

(56) **References Cited**

U.S. PATENT DOCUMENTS

5,153,081 A	10/1992	Thackeray et al.
5,370,949 A	12/1994	Davidson et al.
5,393,622 A	2/1995	Nitta et al.
6,017,654 A	1/2000	Kumta et al.
6,221,531 B1	4/2001	Vaughey et al.
6,551,743 B1	4/2003	Naka nishi

18 Claims, 14 Drawing Sheets



OTHER PUBLICATIONS

- Journal of Solid State Chemistry, 104, 464–466 (1993), Synthesis and Structural Characterization . . . Lithiated Derivative . . . , M.H. Rossouw et al.
- The Electrochemical Society, Inc. Meeting Abstract No. 16, Boston, Nov. 1–6, 1998, Layered Lithium–Manganese Oxide . . . Precursors, Christopher S. Johnson et al.
- Journal of Power Sources 81–82 (1999) 491–495, “Structural and Electrochemical Analysis . . .”, C. S. Johnson et al.
- 10th International Meeting on Lithium Batteries, “Lithium 2000”, Como, Italy, May 28–Jun. 2, 2000, Abstract No. 17, B. Amundsen et al.
- Solid State Ionics 118 (1999) 117–120, Preparation and Electrochemical Properties . . . , K. Numata et al.
- Solid State Ionics, vol. 57m, p. 311 (1992), R. Rossen et al.
- Power Sources, vol. 74, p. 46 (1998), M. Yoshio et al.
- J. Electrochem. Soc., vol. 145, p. 1113 (1998) Yuoshio M. et al.
- Chem. Commun. vol. 17, p. 1833 (1998); Armstrong A. R. et al.
- J. Mat. Chem., vol. 9, p. 193 (1999); P. G. Bruce et al.
- J. Solid State Chem., vol. 145, p. 549 (1999). Armstrong, A. R.
- J. Power Source, vol. 54, p. 205 (1995); Davidson, I. J. et al.
- ZhonghuaLu, D.D. MacNeil and J.R. Dahn, Layered–Cathode Materials . . . For Lithium–Ion Batteries, Electrochemical and Solid State letters, 4 (11) A191–A194 (2001).
- T. Ohzuku and Y. Makimura, Layered Lithium Insertion Material . . . For Lithium–Ion Batteries, Dept. of Applied Chemistry, Graduate School of Eng., Osaka City Univ. Osaka 558–8585, Chemistry Express, p. 642 (2001).
- I.J. Davidson, R.S. McMillan, J.J. Murray, Rechargeable Cathodes Based . . . , Journal of Power Sources 54 (1995) 205–208.

Figure 1

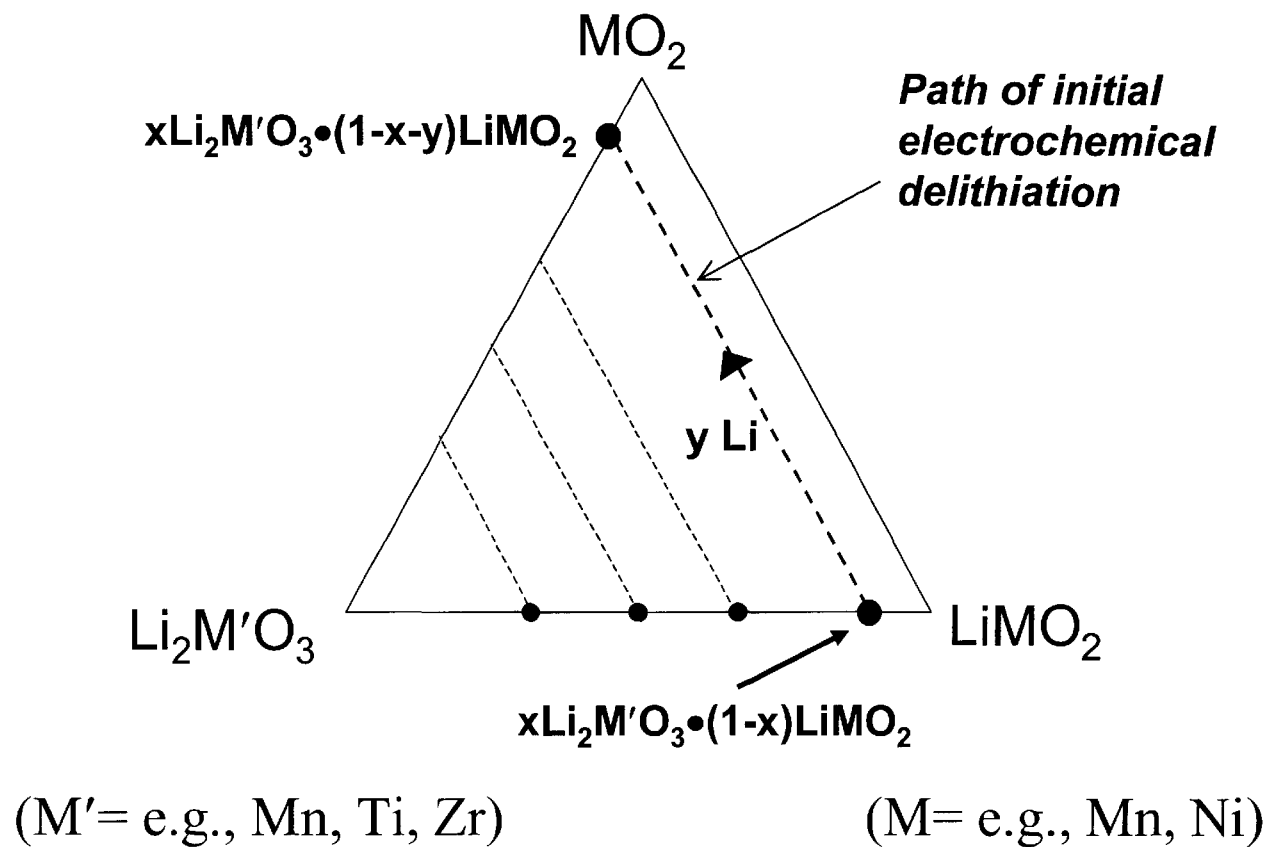


Figure 2

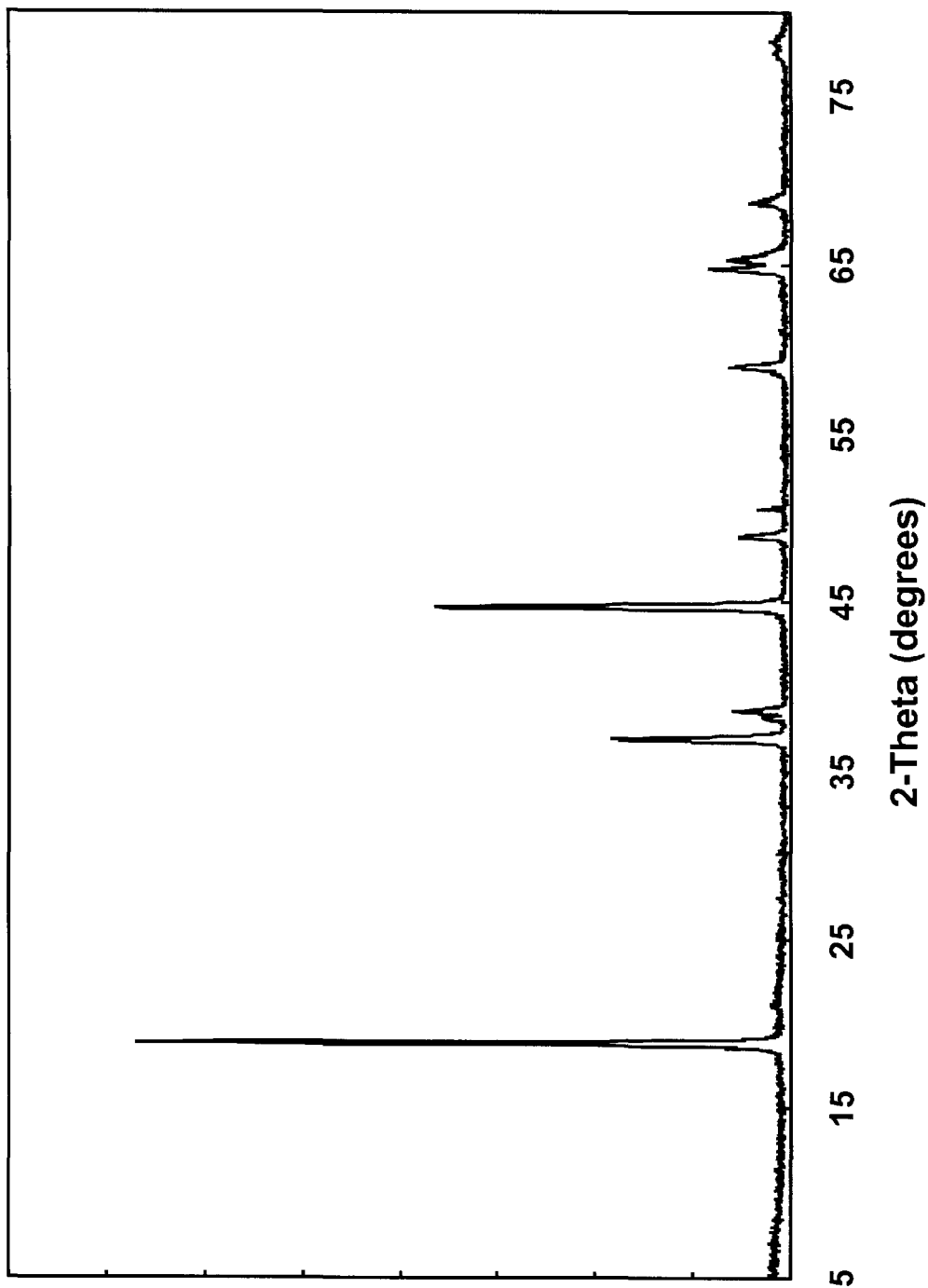


Figure 3

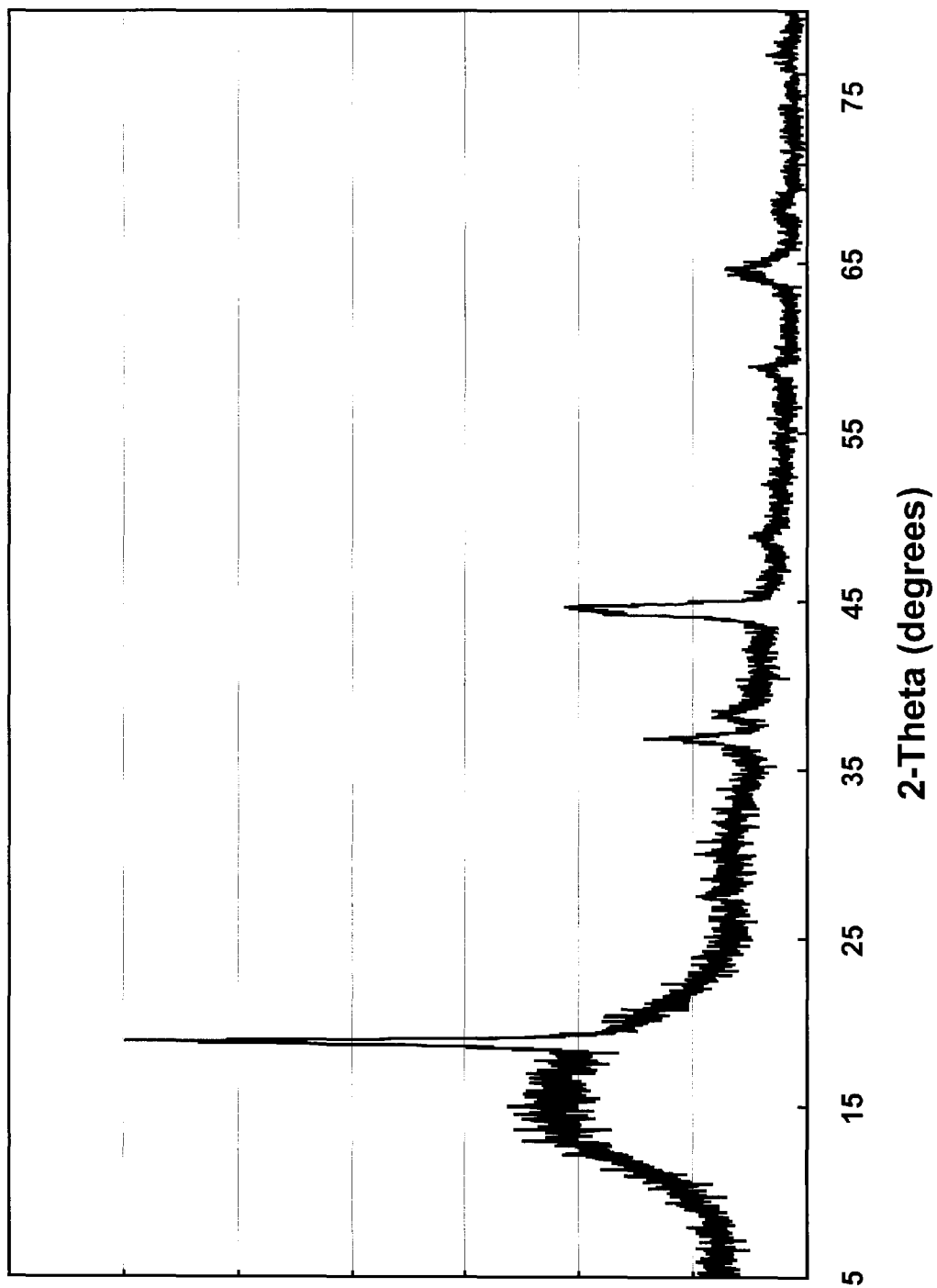


Figure 4

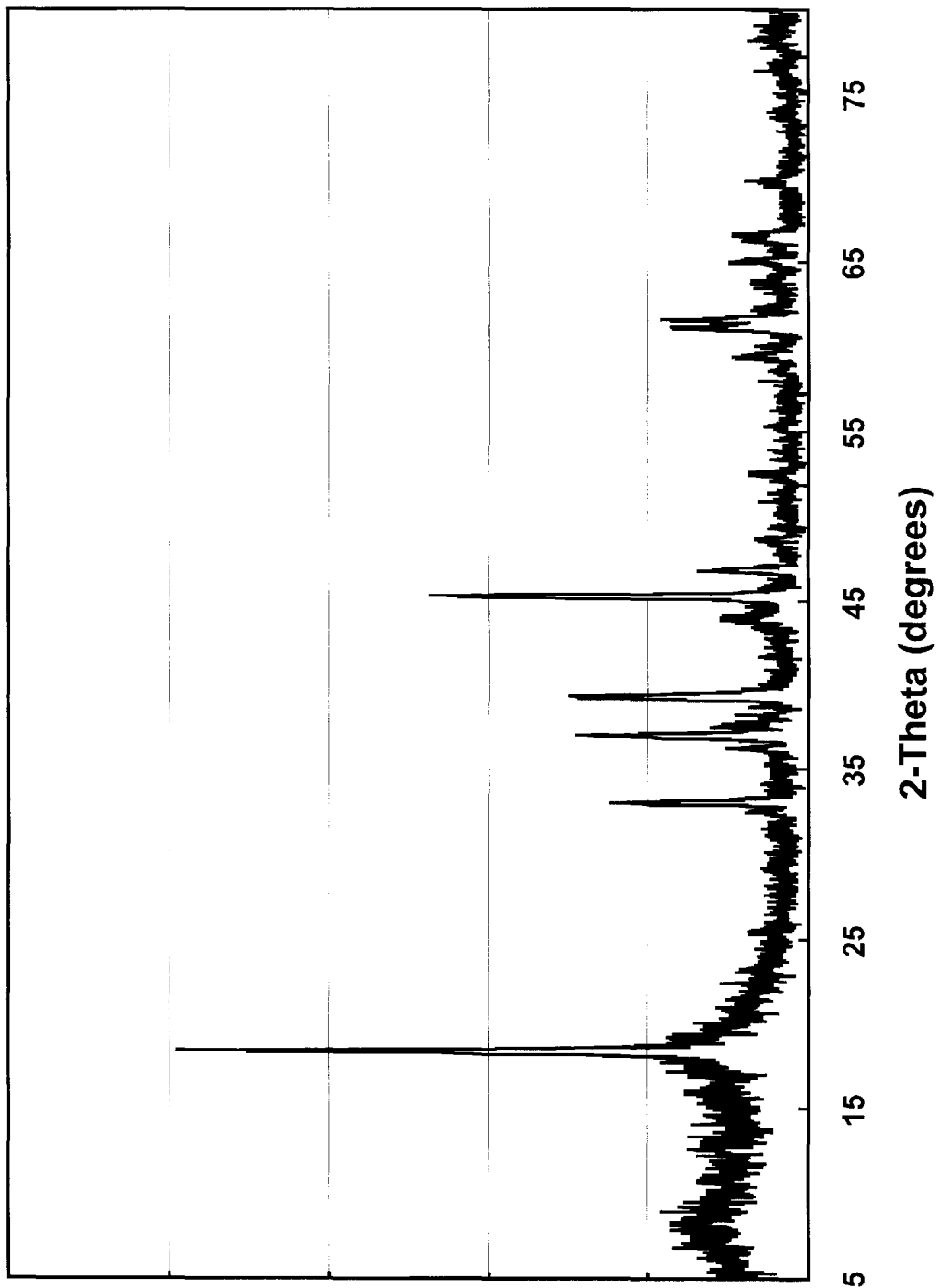


Figure 5

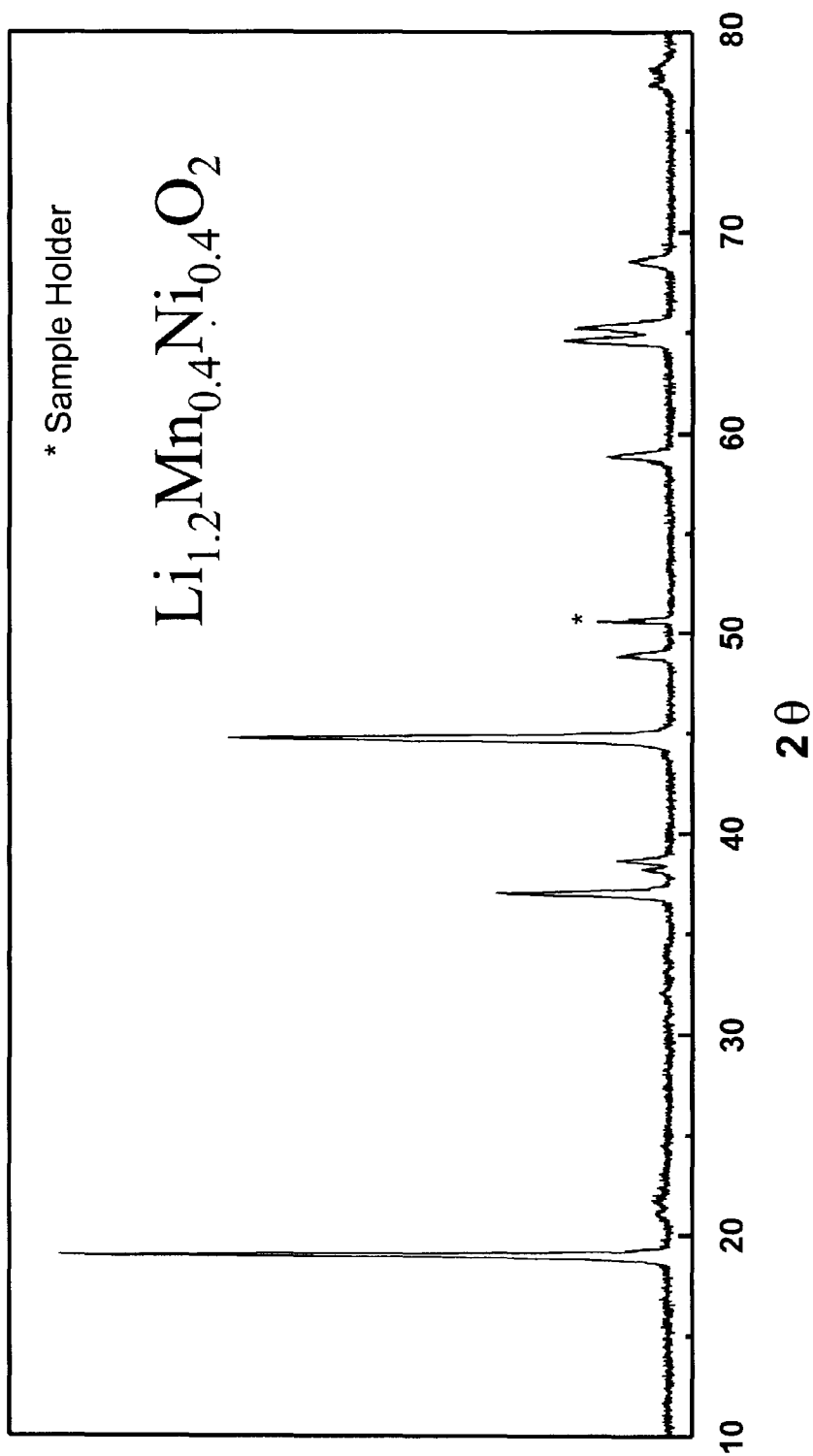


Figure 6

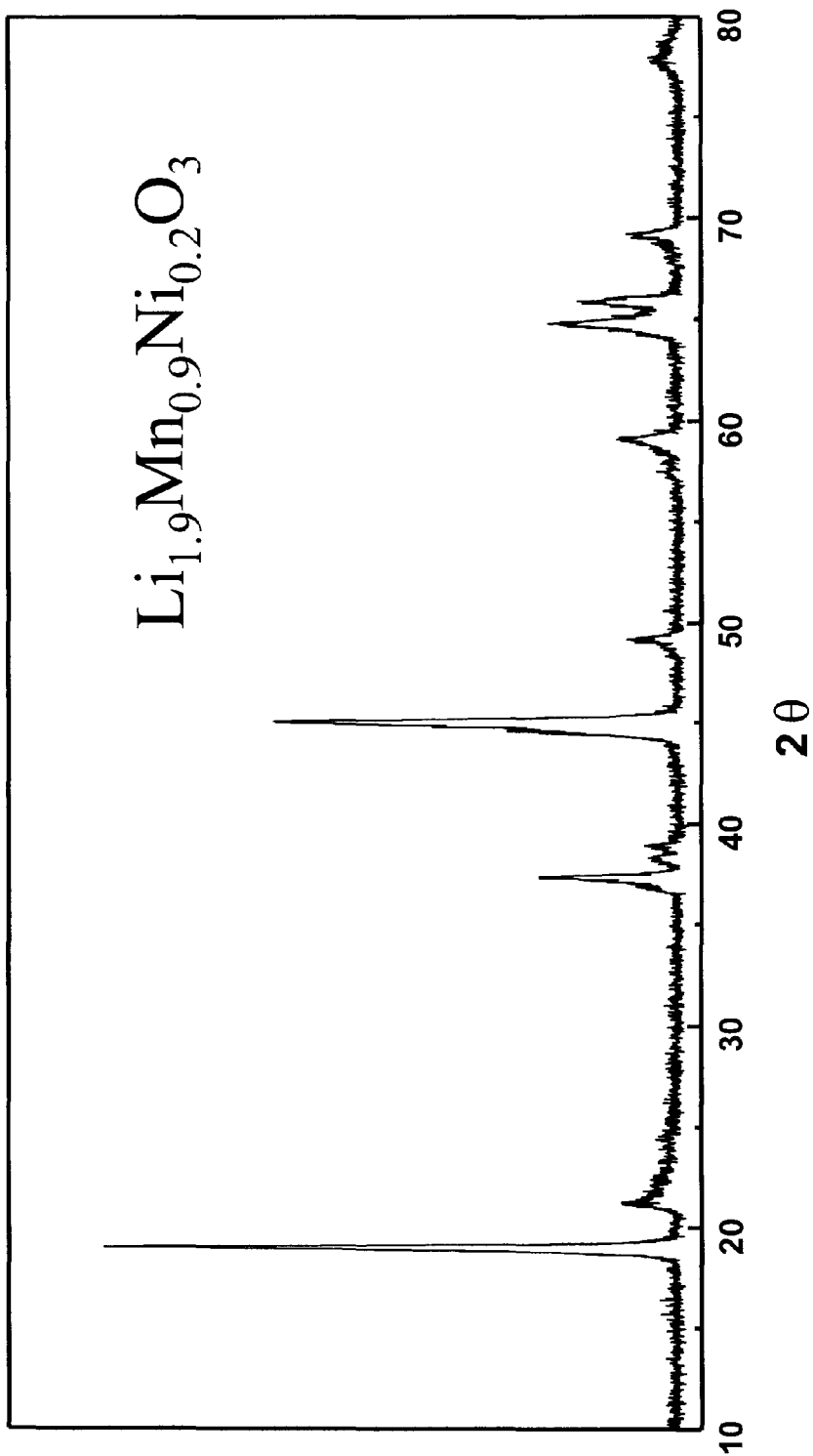


Figure 7

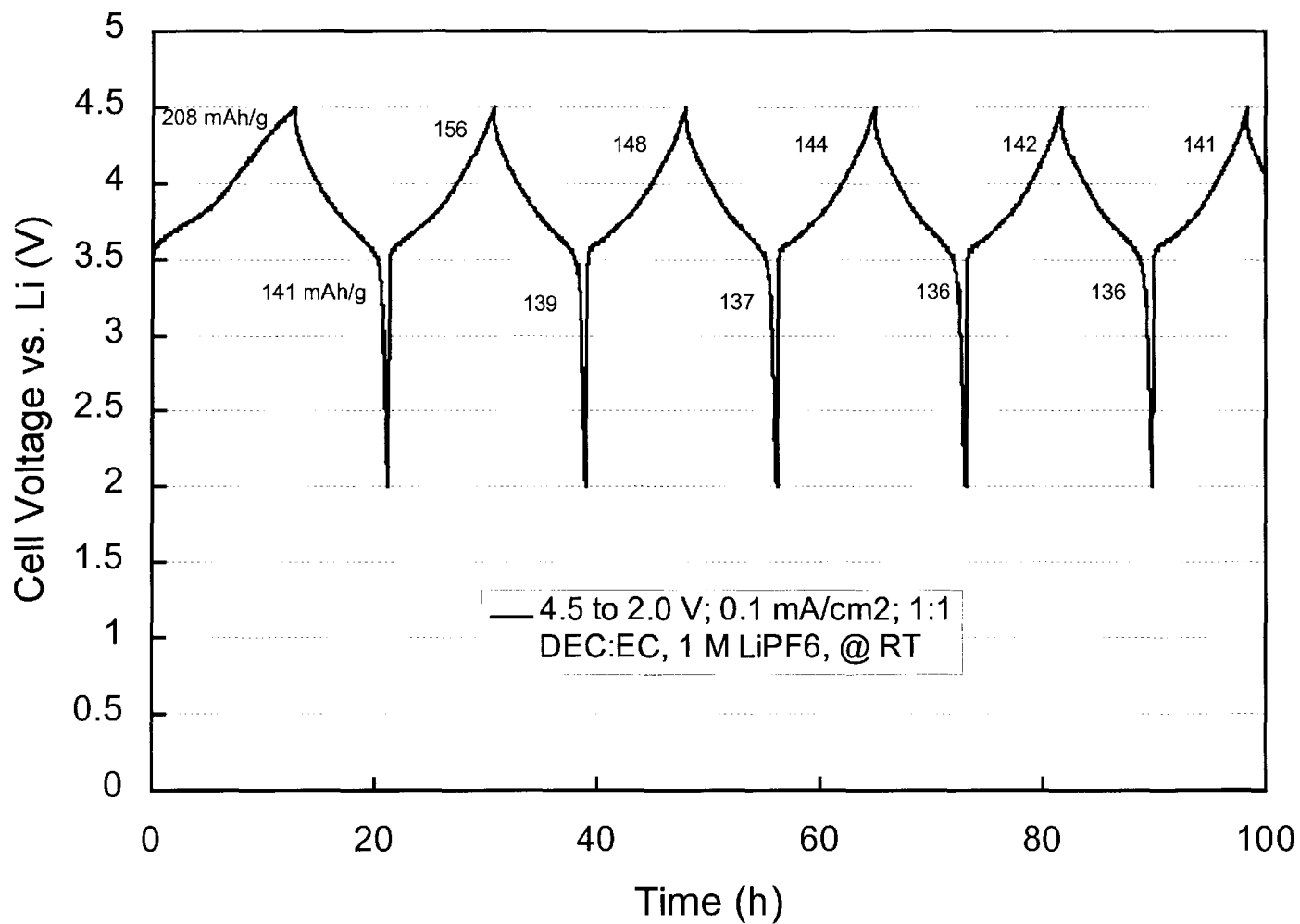


Figure 8

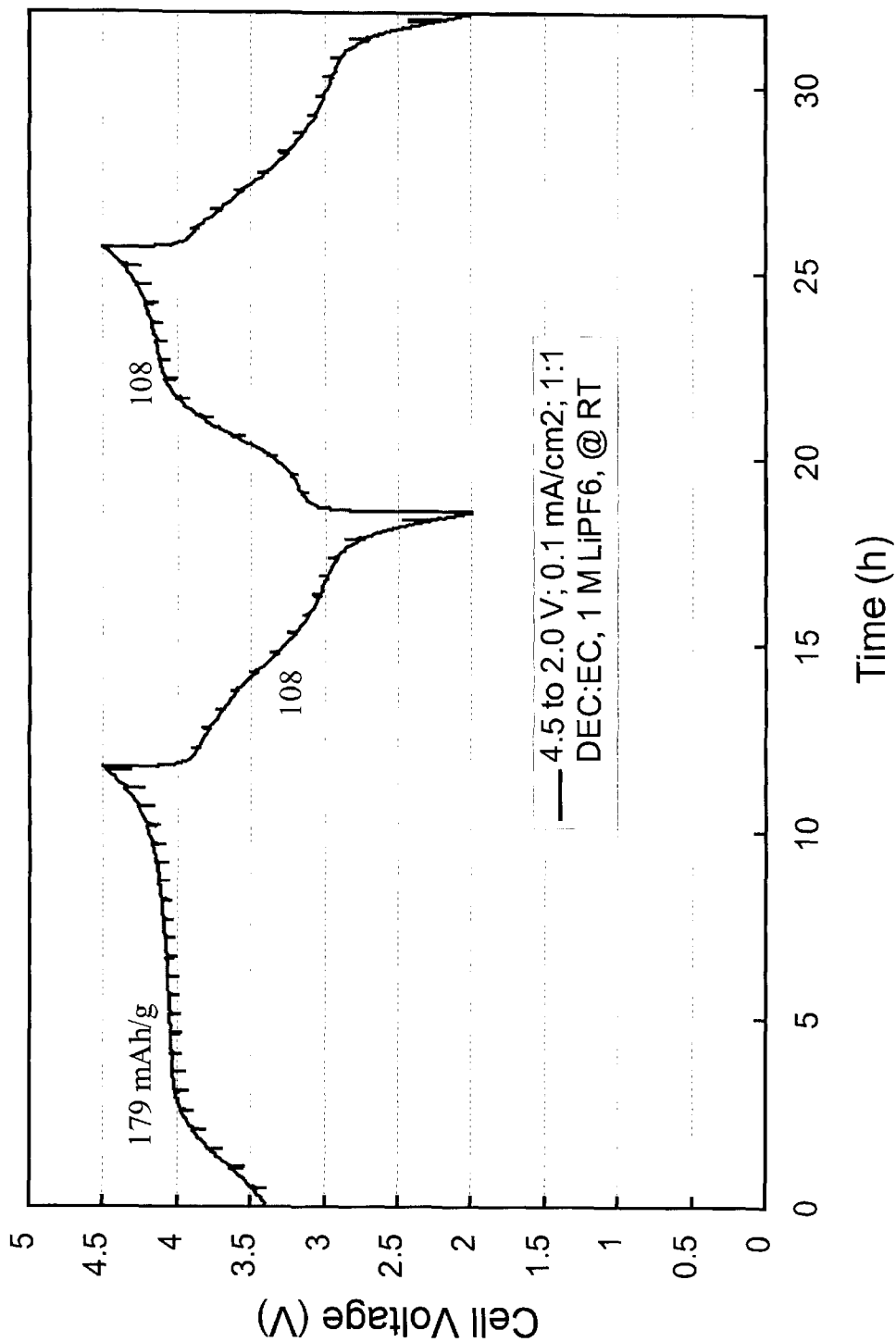


Figure 9

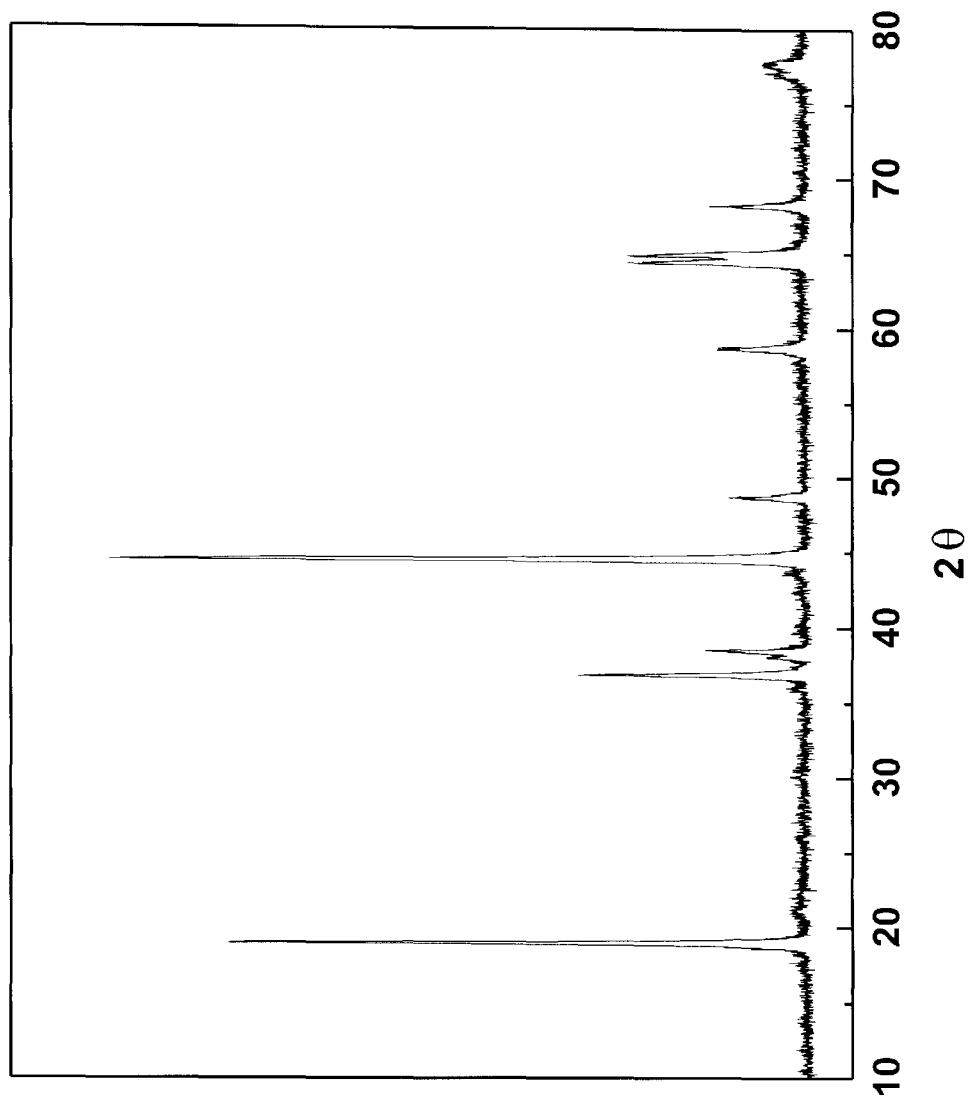


Figure 10

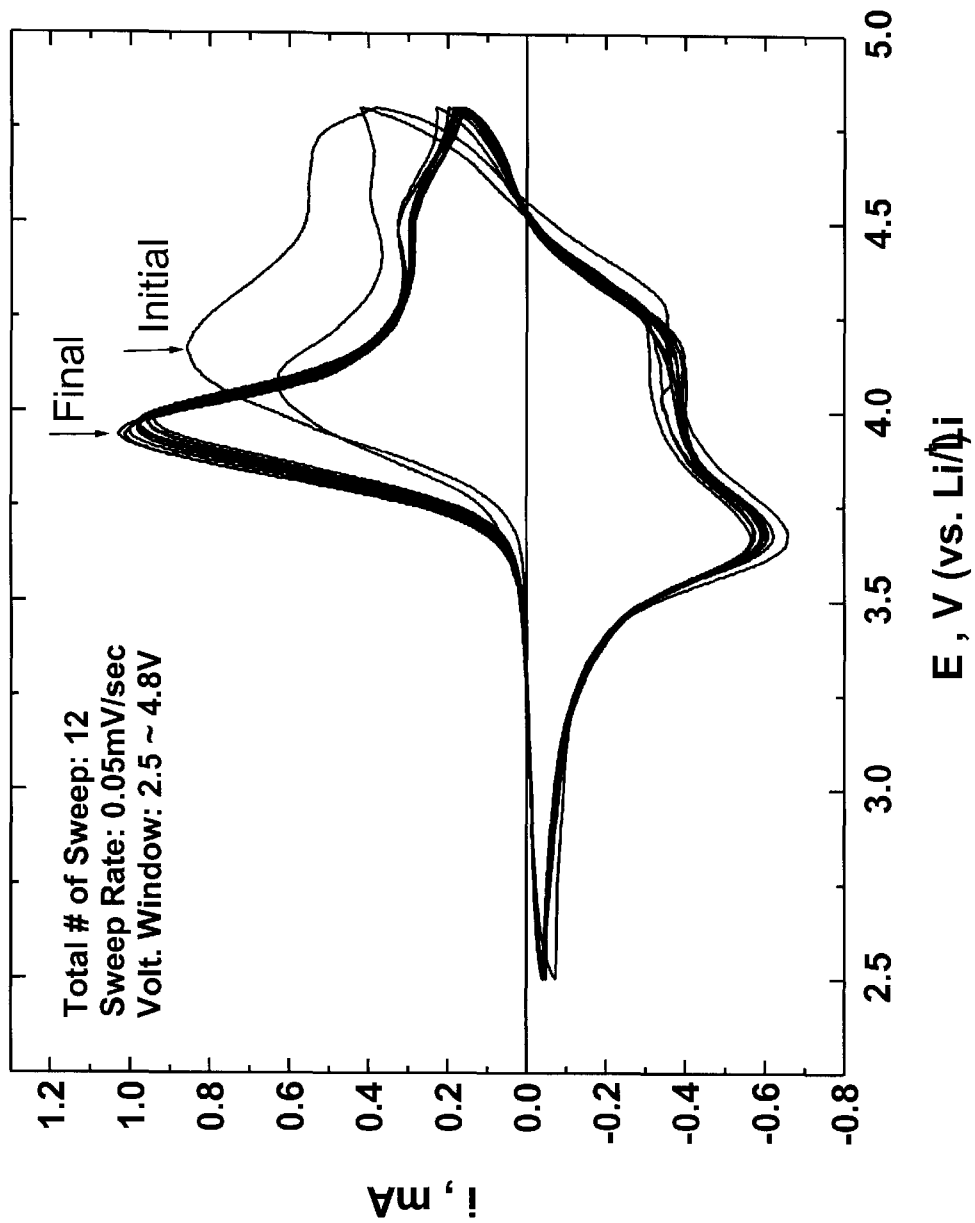


Figure 11

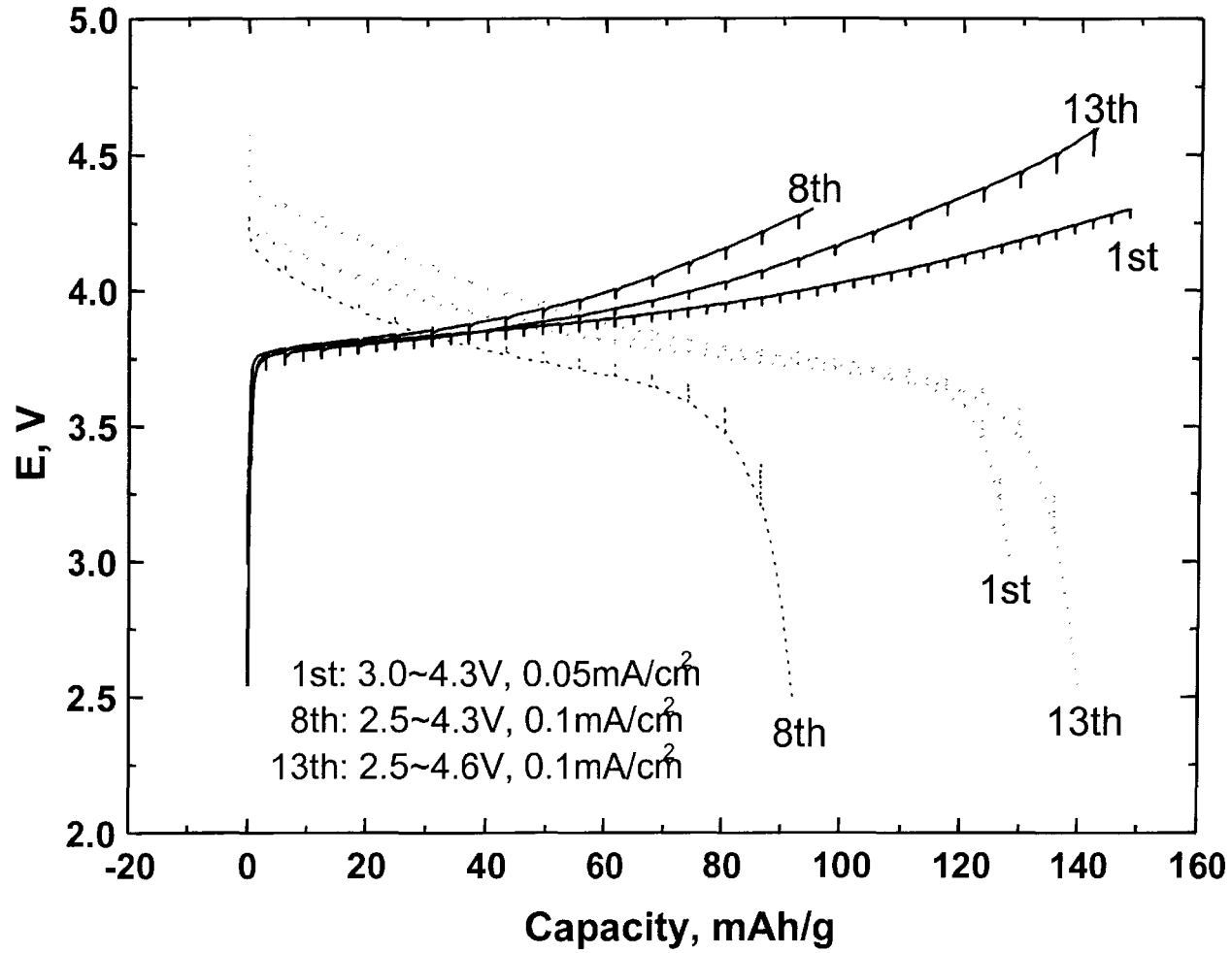


Figure 12

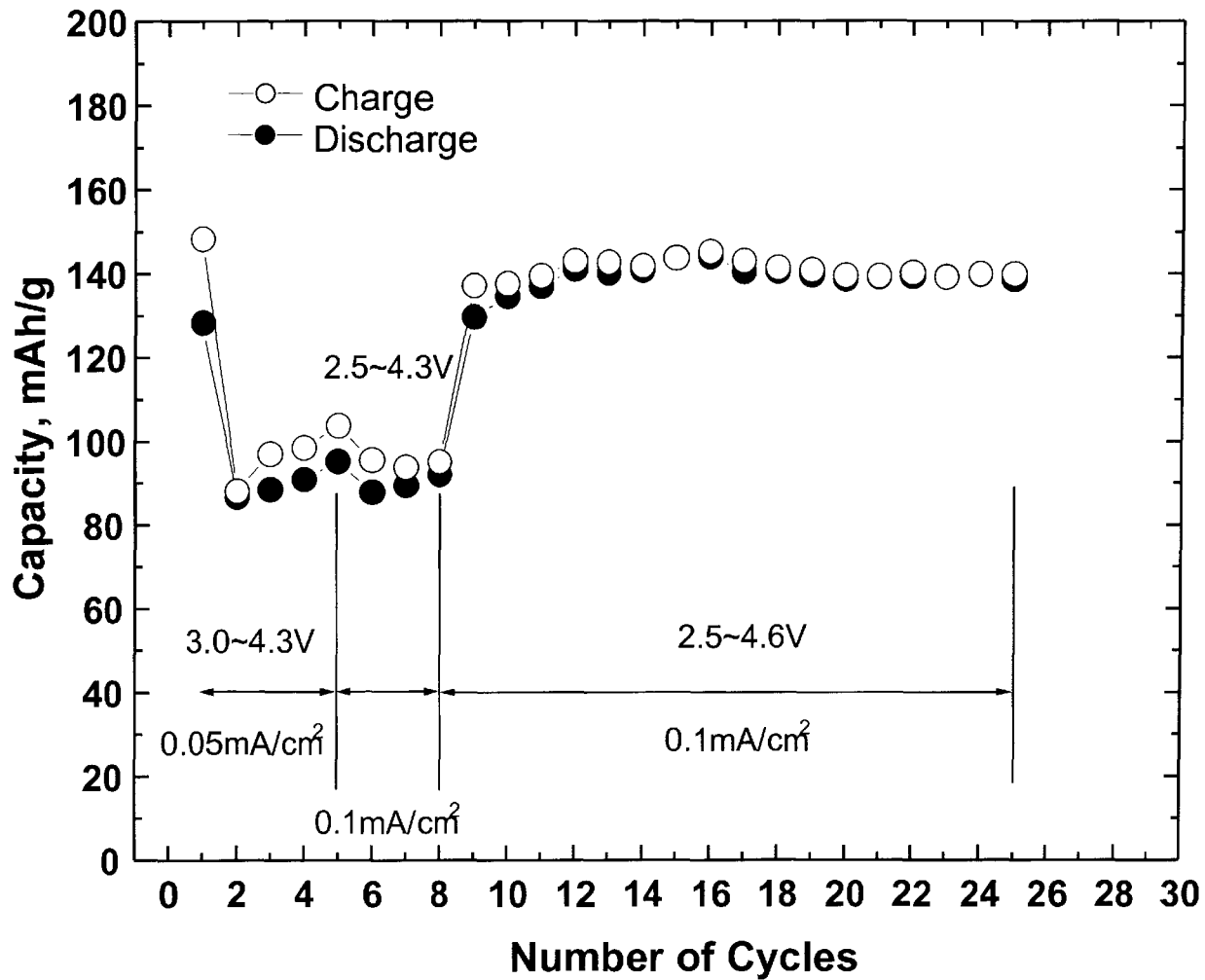


Figure 13

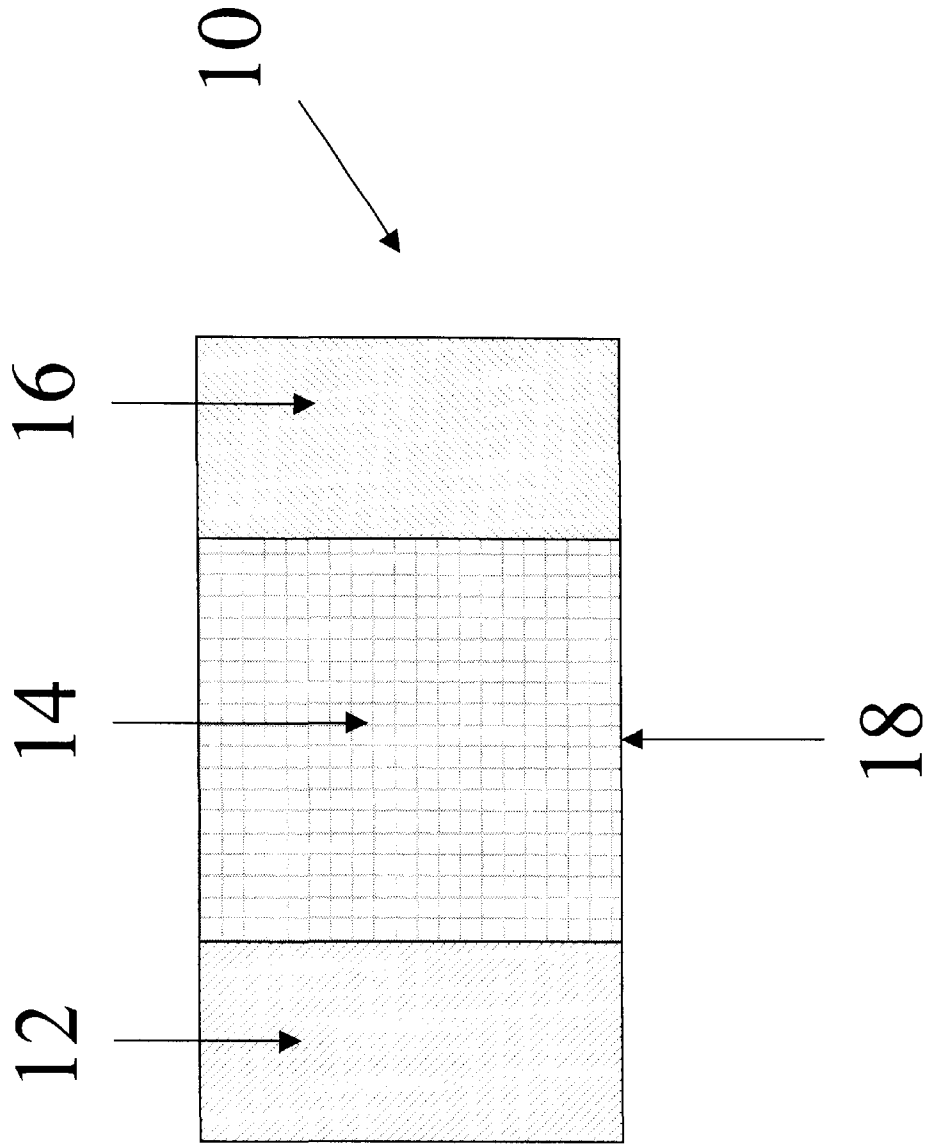
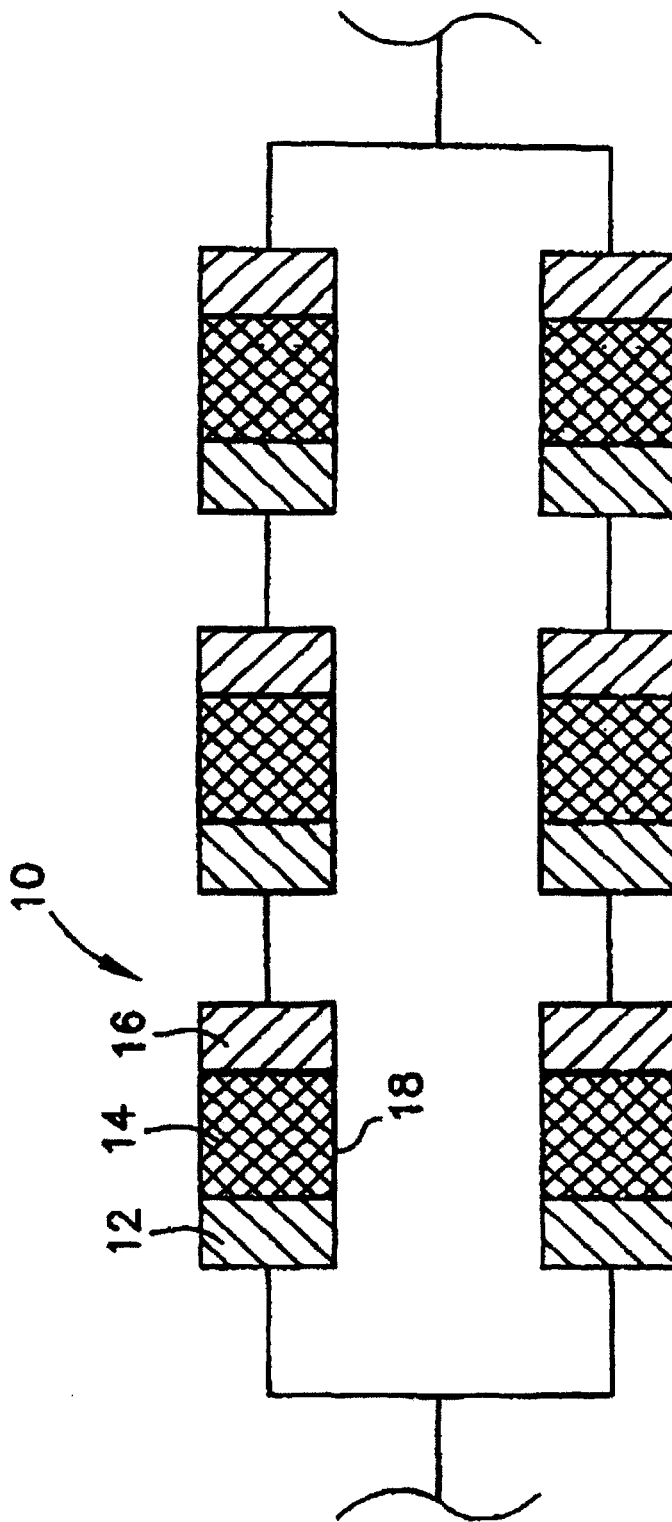


Figure 14



LITHIUM METAL OXIDE ELECTRODES FOR LITHIUM CELLS AND BATTERIES

RELATED APPLICATIONS

This continuation-in-part application of U.S. patent application Ser. No. 09/887,842 filed Jun. 21, 2001 which claimed priority under 35 U.S.C. §1.78(a)(3) of provisional application Serial No. 60/213,618 filed Jun. 22, 2000. +gi

The United States Government has rights in this invention pursuant to Contract No. W-31-109-ENG-38 between the U.S. Department of Energy (DOE) and The University of Chicago representing Argonne National Laboratory.

BACKGROUND OF THE INVENTION

This invention relates to lithium metal oxide positive electrodes for non-aqueous lithium cells and batteries. More specifically, it relates to lithium-metal-oxide electrode compositions and structures, having in their initial state in an electrochemical cell, a general formula $x\text{LiMO}_2 \cdot (1-x)\text{Li}_2\text{M}'\text{O}_3$ alternatively $\text{Li}_{2-x}\text{M}_x\text{M}'_{1-x}\text{O}_{3-x}$ in which $0 < x < 1$ and where M is one or more ion with an average oxidation state of three and with at least one ion being Mn, and where M' is one or more ions with an average oxidation state of four selected preferably from Mn, Ti and Zr; or, where M is one or more ion with an average oxidation state of three and with at least one ion being Ni, and where M' is one or more ions with an average oxidation state of four with at least one ion being Mn. In one embodiment of the invention, the Mn content should be as high as possible, such that the LiMO_2 component is essentially LiMnO_2 modified in accordance with this invention. In a second embodiment of the invention, the Ni content should be as high as possible such that the LiMO_2 component is essentially LiNiO_2 modified in accordance with this invention. In a further embodiment of the invention, the transition metal ions and lithium ions may be partially replaced by minor concentrations of one or more mono- or multivalent cations such as H^+ derived from the electrolyte by ion-exchange with Li^+ ions, and/or Mg^{2+} and Al^{3+} to impart improved structural stability or electronic conductivity to the electrode during electrochemical cycling.

Prior application Ser. No. 09/887/842 filed Jun. 21, 2001 taught one or more cations M or M' in a lithium metal oxide cathode, such as LiMO_2 or $\text{Li}_2\text{M}'\text{O}_3$ where M has an oxidation state or valence of three and M' has an oxidation state or valence of four. Although one of ordinary skill in the art would have clearly understood that the valences or oxidation states taught included ions which averaged oxidation state of three or average oxidation states of four, this continuation-in part application explicitly states what was understood from the earlier filed '842 application and adds newly obtained data.

SUMMARY OF THE INVENTION

Lithium-metal oxide compounds of general formula LiMO_2 , where M is a trivalent transition metal cation such as Co, Ni, Mn, Ti, V, Fully executed, with a trivalent oxidation state and with electrochemically inactive substituents such as Al are very well known and are of interest as positive electrodes for rechargeable lithium batteries. The best-known electrode material is LiCoO_2 , which has a layered-type structure and is relatively expensive compared to the isostructural nickel and manganese-based compounds. Efforts are therefore being made to develop less costly electrodes, for example, by partially substituting the cobalt ions within LiCoO_2 by nickel, such as in $\text{LiNi}_{0.8}\text{Co}_{0.2}\text{O}_2$ or

by exploiting the manganese-based system LiMnO_2 . Such layered compounds are sometimes stabilized by partially replacing the transition metal cations within the layers by other metal cations, either alone or in combination. For example, Li^+ and/or Mg^{2+} ions may be introduced into the structure to improve the electronic conductivity of the electrode, or Al^{3+} and/or Ti^{4+} ions to improve the structural stability of the electrode at high levels of delithiation. Examples of such compounds are $\text{LiNi}_{0.8}\text{Co}_{0.15}\text{Al}_{0.05}\text{O}_2$ and $\text{LiNi}_{0.75}\text{Co}_{0.15}\text{Ti}_{0.05}\text{Mg}_{0.05}\text{O}_2$.

A major problem of layered LiMO_2 compounds containing either Co or Ni (or both) is that the transition metal cations, M, with a trivalent oxidation state are oxidized during charge of the cells to a metastable tetravalent oxidation state. Such compounds are highly oxidizing materials and can react with the electrolyte or release oxygen. These electrode materials can, therefore, suffer from structural instability in charged cells when, for example, more than 50% of the lithium is extracted from their structures; they require stabilization to combat such chemical degradation.

Although the layered manganese compound LiMnO_2 has been successfully synthesized in the laboratory, it has been found that delithiation of the structure and subsequent cycling of the Li_xMnO_2 electrode in electrochemical cells causes a transition from the layered MnO_2 configuration to the configuration of a spinel-type $[\text{Mn}_2]\text{O}_4$ structure. This transformation changes the voltage profile of the $\text{Li/Li}_x\text{MnO}_2$ cell such that it delivers capacity over both a 4V and a 3V plateau; cycling over the 3V plateau is not fully reversible which leads to capacity fade of the cell over long-term cycling. Other types of LiMnO_2 structures exist, such as the orthorhombic-form, designated O— LiMnO_2 in which sheets of MnO_6 octahedra are staggered in zig—zig fashion unlike their arrangement in layered LiMnO_2 . However, O— LiMnO_2 behaves in a similar way to layered LiMnO_2 in lithium cells; it also converts to a spinel-like structure on electrochemical cycling.

Therefore, further improvements must be made to LiMO_2 electrodes, particularly LiMnO_2 and LiNiO_2 , to impart greater structural stability to these electrode materials during electrochemical cycling in lithium cells and batteries. This invention addresses the stability of LiMO_2 electrode structures, particularly those in which M is Mn and Ni, and makes use of a $\text{Li}_2\text{M}'\text{O}_3$ component in which M' is one or more ions with an average oxidation state of four to improve their stability.

BRIEF DESCRIPTION OF THE DRAWINGS

The invention consists of certain novel features and a combination of parts hereinafter fully described, illustrated in the accompanying drawings, and particularly pointed out in the appended claims, it being understood that various changes in the details may be made without departing from the spirit, or sacrificing any of the advantages of the present invention.

FIG. 1 depicts a schematic representation of a $\text{Li}_2\text{M}'\text{O}_3$ — MO_2 — LiMO_2 phase diagram, in which M (in the LiMO_2 component) is one or more ions with an average oxidation state of three, and in which M' (in the $\text{Li}_2\text{M}'\text{O}_3$ component) is one or more ions with an average oxidation state of four;

FIG. 2 depicts the X-ray diffraction pattern of a $x\text{Li}_2\text{MnO}_3 \cdot (1-x)\text{LiNi}_{0.8}\text{Co}_{0.2}\text{O}_2$ electrode composition;

FIG. 3 depicts the X-ray diffraction pattern of a $x\text{Li}_2\text{Mn}_{1-x}\text{Ti}_x\text{O}_3 \cdot (1-x)\text{LiNi}_{0.8}\text{Co}_{0.2}\text{O}_2$ electrode composition;

FIG. 4 depicts the X-ray diffraction pattern of a $x\text{Li}_2\text{TiO}_3 \cdot (1-x)\text{LiMnO}_2$ electrode composition;

FIG. 5 depicts the X-ray diffraction pattern of a $\text{Li}_{1.2}\text{Ni}_{0.4}\text{Mn}_{0.4}\text{O}_2$ electrode component composition;

FIG. 6 depicts the X-ray diffraction pattern of a $\text{Li}_{1.9}\text{Mn}_{0.9}\text{Ni}_{0.2}\text{O}_3$ electrode component composition;

FIG. 7 depicts the electrochemical profile of a $\text{Li}/x\text{Li}_2\text{MnO}_3\cdot(1-x)\text{LiNi}_{0.8}\text{Co}_{0.2}\text{O}_2$ electrochemical cell;

FIG. 8 depicts the electrochemical profile of a $\text{Li}/x\text{Li}_2\text{TiO}_3\cdot(1-x)\text{LiMnO}_2$ electrochemical cell;

FIG. 9 depicts the X-ray diffraction pattern of a $x\text{Li}_2\text{TiO}_3\cdot(1-x)\text{LiNi}_{0.5}\text{Mn}_{0.5}\text{O}_2$ electrode composition;

FIG. 10 depicts the cyclic voltammogram of a $x\text{Li}_2\text{TiO}_3\cdot(1-x)\text{LiNi}_{0.5}\text{Mn}_{0.5}\text{O}_2$ electrode;

FIG. 11 depicts the electrochemical charge/discharge profiles of a $\text{Li}/x\text{Li}_2\text{TiO}_3\cdot(1-x)\text{LiNi}_{0.5}\text{Mn}_{0.5}\text{O}_2$ electrochemical cell;

FIG. 12 depicts the capacity versus cycle number plot of a $\text{Li}/x\text{Li}_2\text{TiO}_3\cdot(1-x)\text{LiNi}_{0.5}\text{Mn}_{0.5}\text{O}_2$ electrochemical cell;

FIG. 13 depicts a schematic representation of an electrochemical cell; and

FIG. 14 depicts a schematic representation of a battery consisting of a plurality of cells connected electrically in series and in parallel.

DETAILED DESCRIPTION OF THE PREFERRED EMBODIMENTS

This invention relates to stabilized LiMO_2 electrodes whereby an electrochemically inert rocksalt phase $\text{Li}_2\text{M}'\text{O}_3$ is introduced as a component to the overall electrode structure as defined, in its initial state, by the general formula $x\text{LiMO}_2\cdot(1-x)\text{Li}_2\text{M}'\text{O}_3$ alternatively $\text{Li}_{2-x}\text{M}_x\text{M}'_{1-x}\text{O}_{3-x}$ in which $0 < x < 1$, preferably $0.8 < x < 1$, and more preferably $0.9 < x < 1$, and where M is one or more ion with an average oxidation state of three and having at least one ion selected from Mn and where M' is one or more ions with an average oxidation state of four selected preferably from Mn, Ti and Zr, or alternatively, where M is one or more ion with an average oxidation state of three and having at least one ion selected from Ni and where M' is one or preferably more ions with an average oxidation state of four having at least one ion selected from Mn. These compounds can be visualized as lying on the $\text{LiMO}_2\text{—Li}_2\text{M}'\text{O}_3$ tie-line of the $\text{Li}_2\text{M}'\text{O}_3\text{—MO}_2\text{—LiMO}_2$ phase diagram shown schematically in FIG. 1.

From a consideration of charge balance, because lithium and oxygen ions are monovalent (+1) and divalent (-2), respectively, it necessitates that when the M cations are of one type such as in LiMnO_2 , LiCoO_2 and LiNiO_2 , the oxidation state of the M cations must be trivalent. However, it stands to reason that when two or more M cations reside in the LiMO_2 structure, the oxidation state of the M cations may either be all trivalent, or they may be of mixed valence such that the average oxidation state of the M cations overall is three or trivalent. Examples of the latter case would, in principle, be 1) $\text{Li}(\text{Mn}_{0.5}\text{Ni}_{0.5})\text{O}_2$ if the oxidation state of the Mn ions is tetravalent and the oxidation state of the Ni ions is divalent, as is the case for the lithium-manganese-nickel-oxide spinel $\text{Li}[\text{Mn}_{0.5}\text{Ni}_{0.5}]\text{O}_4$; 2) $\text{Li}(\text{Mn}_{0.4}\text{Ni}_{0.4}\text{Al}_{0.2})\text{O}_2$ if the oxidation state of the Mn ions is four or tetravalent, the oxidation state of the Ni ions is divalent, and the oxidation state of the Al ions is trivalent; 3) $\text{Li}(\text{Mn}_{0.4}\text{Ni}_{0.4}\text{Li}_{0.2})\text{O}_2$, if the Mn ions are tetravalent, the Ni ions are trivalent and the Li ions are monovalent; and 4) $\text{Li}(\text{Mn}_{0.5}\text{Ni}_{0.4}\text{Li}_{0.1})\text{O}_2$ if the Mn ions are tetravalent, the Li ions are monovalent, and if 0.1 Ni ions are trivalent and 0.3 Ni ions are divalent.

The rocksalt phase Li_2MnO_3 has a layered-type structure in which discrete layers of lithium ions alternate with layers

containing Mn and Li ions (in a 2:1 ratio) between the close-packed oxygen sheets. Note that, in this respect, the formula Li_2MnO_3 can be written in layered notation as $\text{Li}(\text{Mn}_{2/3}\text{Li}_{1/3})\text{O}_2$, in which the Li and Mn within round brackets represent the ions in one layer. A difference between Li_2MnO_3 and the layered LiMO_2 compounds is that the Mn ions in Li_2MnO_3 are tetravalent and cannot be easily electrochemically oxidized by lithium extraction, whereas in the LiMO_2 compounds the transition metal cations M are trivalent and can be electrochemically oxidized. Because Li_2MnO_3 has a rocksalt phase, there is no energetically favorable interstitial space for additional lithium; therefore, Li_2MnO_3 cannot operate as an insertion electrode and cannot be electrochemically reduced. The $x\text{LiMO}_2\cdot(1-x)\text{Li}_2\text{M}'\text{O}_3$ structure may be either a solid solution of the two components or a domain structure with a common oxygen array for both the LiMO_2 and Li_2MnO_3 components, but in which the cation distribution can vary such that domains of the two components exist side by side. Such a solid solution or domain structure does not rule out the possibility of cation mixing and structural disorder, particularly at domain or grain boundaries. In a generalized $x\text{LiMO}_2\cdot(1-x)\text{Li}_2\text{M}'\text{O}_3$ layered structure, one layer contains M, M' and Li ions between sheets of close-packed oxygen ions, whereas the alternate layers are occupied essentially by lithium ions alone. By analogy, in a $x\text{LiMO}_2\cdot(1-x)\text{Li}_2\text{M}'\text{O}_3$ structure that contains monoclinic LiMnO_2 as the LiMO_2 component, it is believed that the tetravalent M' ions can partially occupy the M positions in the monoclinic layered LiMnO_2 structure, thereby providing increased stability to the overall structure.

In a further embodiment of the invention, from the foregoing arguments, it stands to reason that the lithium and the tetravalent M' ions in the $\text{Li}_2\text{M}'\text{O}_3$ component of the $x\text{LiMO}_2\cdot(1-x)\text{Li}_2\text{M}'\text{O}_3$ structure can be partially replaced by other monovalent or tetravalent cations. Of particular significance to the invention is the replacement of Mn in an $\text{Li}_2\text{Mn}_2\text{O}_3$ component by Ti or Zr which are known to form isostructural compounds Li_2TiO_3 and Li_2ZrO_3 , respectively; such components are expected to enhance the structural stability of the $x\text{LiMO}_2\cdot(1-x)\text{Li}_2\text{M}'\text{O}_3$ electrode. Furthermore, it stands to reason that the lithium and M' ions in the $\text{Li}_2\text{M}'\text{O}_3$ component of the $x\text{LiMO}_2\cdot(1-x)\text{Li}_2\text{M}'\text{O}_3$ structure can be partially replaced by other monovalent, or multivalent ions, such that the substitution maintains charge neutrality, thereby introducing electrochemical activity to the $\text{Li}_2\text{M}'\text{O}_3$ component and giving it LiMO_2 -type characteristics; in principle, examples of such components are 1) $\text{Li}_{1.8}\text{Mn}_{0.9}\text{Ni}_{0.3}\text{O}_3$, written alternatively in LiMO_2 form as $\text{Li}(\text{Mn}_{0.6}\text{Ni}_{0.2}\text{Li}_{0.2})\text{O}_2$, in which the lithium ions are monovalent, the manganese ions are tetravalent, and the nickel ions are divalent which can be electrochemically oxidized to the tetravalent state in a lithium cell; and 2) $\text{Li}_{1.9}\text{Mn}_{0.9}\text{Ni}_{0.2}\text{O}_3$, written alternatively in LiMO_2 form as $\text{Li}(\text{Mn}_{0.60}\text{Ni}_{0.13}\text{Li}_{0.27})\text{O}_2$, in which the lithium ions are monovalent, the manganese ions are tetravalent, and the nickel ions are 50% divalent and 50% trivalent, all of which can be electrochemically oxidized to the tetravalent state in a lithium cell.

In the electrodes of the present invention, the M and M' ions can be disordered in the electrode structure. It is preferable that the Mn content should be as high as possible, such that the LiMO_2 component is essentially LiMnO_2 . In a further embodiment of the invention, the Ni content should be as high as possible such that the LiMO_2 component is essentially LiNiO_2 modified in accordance with the invention. In yet a further embodiment of the invention, the transition metal ions and lithium ions may be partially

replaced by minor concentrations (typically less than 10 atom percent) of other mono- or multivalent cations such as Li^+ , Mg^{2+} or Al^{3+} to impart improved structural stability or electronic conductivity to the electrode during electrochemical cycling. In addition, the $x\text{LiMO}_2 \cdot (1-x)\text{Li}_2\text{M}'\text{O}_3$ structures of the invention may include H^+ ions, for example, resulting from the removal acidic H^+ species from the electrolyte by ion-exchange with Li^+ ions. It stands to reason, therefore, that the present invention includes the introduction of mono- or divalent cations into the structure, and that the electrodes of the invention may therefore depart slightly from the ideal stoichiometry as defined by the formula $x\text{LiMO}_2 \cdot (1-x)\text{Li}_2\text{M}'\text{O}_3$.

It has been shown in the past that Li_2MnO_3 (and isostructural $\text{Li}_2\text{Mn}_{1-x}\text{Zr}_x\text{O}_3$) which is electrochemically inactive, can be used as a precursor material to form an electrochemically active charged $x\text{MnO}_2 \cdot (1-x)\text{Li}_2\text{MnO}_3$ electrode structure in which x is approximately equal to 0.91; this value of x translates to a composition of the layered structure $\text{Li}_{1.1}\text{Mn}_{0.9}\text{O}_2$. These charged $x\text{MnO}_2 \cdot (1-x)\text{Li}_2\text{MnO}_3$ compounds have been prepared by leaching Li_2O from the $\text{Li}_2\text{MnO}_3(\text{Li}_2\text{O} \cdot \text{MnO}_2)$ structure with acid such as sulphuric acid (U.S. Pat. No. 5,153,081). However, the acid treatment causes a shear of the oxygen array, such that the resulting $x\text{MnO}_2 \cdot (1-x)\text{Li}_2\text{MnO}_3$ structures are no longer close-packed but have an oxygen arrangement that provides octahedral and trigonal prismatic sites in alternate layers. During relithiation, for example with LiI in acetonitrile, it has been demonstrated that the oxygen sheets shear back to close-packing and that the phase transformation yields a $x\text{LiMnO}_2 \cdot (1-x)\text{Li}_2\text{MnO}_3$ -type structure. However, such phase transformations are undesirable in rechargeable battery systems, because they can adversely affect the efficiency and rechargeability of the electrode. Thus, a major advantage of this invention is that this phase transformation can be avoided by starting directly with a discharged $x\text{LiMnO}_2 \cdot (1-x)\text{Li}_2\text{MnO}_3$ electrode in the cell because the non-aqueous removal of lithium does not appear to cause the phase transition to yield the structure (non close-packed) generated by acid leaching of Li_2MnO_3 .

Furthermore, it is important to note that even though the relithiation of a $x\text{MnO}_2 \cdot (1-x)\text{Li}_2\text{MnO}_3$ electrode of the prior art in an electrochemical cell yields the same formulation as the electrodes of the present invention, i.e., $x\text{LiMnO}_2 \cdot (1-x)\text{Li}_2\text{MnO}_3$, the applicants believe that the structures of the electrode materials of the present invention are significantly different from those of the prior art and will be unequivocally distinguished from one another by high-resolution transmission electron microscopy, i.e., differences will be evident in the microstructural features of the $x\text{LiMnO}_2 \cdot (1-x)\text{Li}_2\text{MnO}_3$ electrodes of the present invention and those of the prior art. For example, because the lithiated $x\text{LiMnO}_2 \cdot (1-x)\text{Li}_2\text{MnO}_3$ electrode structures of the prior art are derived from a non-close-packed $x\text{MnO}_2 \cdot (1-x)\text{Li}_2\text{MnO}_3$ structure, which is obtained by the acid leaching of, and Li_2O removal from, a Li_2MnO_3 precursor as described above, the microstructures of the prior art electrode materials will be characterized by high concentrations of defects and stacking faults, as is evident by the broad peaks in their X-ray diffraction patterns, in contrast to the electrode materials of the present invention that are more crystalline and ordered as reflected by the relatively sharp and well-resolved peaks in their X-ray diffraction patterns (FIGS. 2, 3 and 4).

Another disadvantage of the acid-treated compounds of the prior art ('081 patent) $x\text{MnO}_2 \cdot (1-x)\text{Li}_2\text{MnO}_3$, is that they represent charged positive electrodes, whereas lithium-ion batteries require positive electrodes in the discharged

state, for example, LiMO_2 electrodes ($\text{M}=\text{Co}, \text{Ni}, \text{Mn}$). Moreover, the charged $x\text{MnO}_2 \cdot (1-x)\text{Li}_2\text{MnO}_3$ electrodes of the prior art require dehydration before use so that they can be used effectively in lithium cells. By contrast, the $x\text{LiMnO}_2 \cdot (1-x)\text{Li}_2\text{MnO}_3$ electrodes of this invention are prepared in the discharged state and are essentially anhydrous materials and are more stable to heat-treatment and long-term storage in air compared to the $x\text{MnO}_2 \cdot (1-x)\text{Li}_2\text{MnO}_3$ materials of the prior art, which are known to transform on storage to a gamma- MnO_2 -type structure as reported by Johnson et al in J. Power Sources 81-82, 491 (1999).

In one embodiment, this invention extends to include $x\text{LiMO}_2 \cdot (1-x)\text{Li}_2\text{M}'\text{O}_3$ electrodes stabilized by isostructural rocksalt $\text{Li}_2\text{M}'\text{O}_3$ compounds other than $\text{M}'=\text{Mn}, \text{Ti}, \text{Zr}$ as described in the preceding sections. Examples of such compounds are Li_2RuO_3 , Li_2ReO_3 , Li_2IrO_3 , and Li_2PtO_3 which may contribute a portion of the electrochemical capacity of the electrode.

One of the difficulties that has been encountered in synthesizing $x\text{LiMO}_2 \cdot (1-x)\text{Li}_2\text{M}'\text{O}_3$ electrodes, in which M is Mn , has been to keep the valency of the manganese ions equal, or close to its trivalent state. This has been successfully accomplished by the inventors with a hydrothermal method or process under basic conditions using LiOH and/or KOH . This invention, therefore, extends to include a hydrothermal process or method for synthesizing $x\text{LiMO}_2 \cdot (1-x)\text{Li}_2\text{M}'\text{O}_3$ compounds in which M is one or more trivalent ion with at least one ion being Mn , and in which M' is a tetravalent ion. Such methods of synthesis are undertaken in a pressurized autoclave, preferably between 5 and 35 atmospheres and at temperatures ranging between 100 and 250° C. and most preferably at 10-20 atm and temperatures between 180 and 230° C. for about 6 to 12 hours or more if necessary. For example, $0.15\text{LiMnO}_2 \cdot 85\text{Li}_2\text{TiO}_3$ electrodes have been successfully prepared by this process from precursor materials consisting of manganese oxide (Mn_2O_3), lithium hydroxide ($\text{LiOH} \cdot \text{H}_2\text{O}$) and titanium isopropoxide ($[\text{Ti}(\text{OCH}(\text{CH}_3)_2)_4]$) in a potassium hydroxide (KOH) solution at 220° C. and at 15 atmospheres pressure.

It has been recently demonstrated that layered lithium-chromium-manganese-oxide and lithium-cobalt-manganese-oxide electrodes of general formula $x\text{LiCrO}_2 \cdot (1-x)\text{Li}_2\text{MnO}_3$ and $x\text{LiCoO}_2 \cdot (1-x)\text{Li}_2\text{MnO}_3$ provide electrochemical stability when cycled between 4.5 and 2.0 V in electrochemical lithium cells. In particular, a $\text{Li}(\text{Cr}_{0.4}\text{Mn}_{0.4}\text{Li}_{0.2})\text{O}_2$ electrode (alternatively, $0.4\text{LiCrO}_2 \cdot 0.4\text{Li}_2\text{MnO}_3$) delivers approximately 150 mAh/g at 25° C. and 200 mAh/g at 55° C. at an average cell voltage of 3.5 V vs. Li . However, because the Li_2MnO_3 component is electrochemically inactive, the electrochemical capacity derived from the cell is due to the oxidation of Cr^{3+} to Cr^{5+} during the electrochemical charging of the cells. This system has an immediate disadvantage because it is known that the high oxidation states of chromium such as those found in Cr_3O_8 are dangerous and are a major health hazard whereas the electrodes of the present invention operate predominantly off a $\text{M}^{3+}/\text{M}^{4+}$ couple, notably a $\text{Mn}^{3+}/\text{Mn}^{4+}$ couple. For the cobalt compound, $x\text{LiCoO}_2 \cdot (1-x)\text{Li}_2\text{MnO}_3$, no significant advantage is gained in overcoming the cost limitations of the electrode because the cobalt ions, not the manganese ions, provide all the electrochemical capacity of the electrode.

The following examples of stabilized $x\text{LiMnO}_2 \cdot (1-x)\text{Li}_2\text{MnO}_3$ electrodes and LiMO_2 and $\text{Li}_2\text{M}'\text{O}_3$ components containing either manganese and/or nickel describe the principles of the invention as contemplated by the inventors, but they are not to be construed as limiting examples.

EXAMPLE 1

The electrode material $0.2\text{Li}_2\text{MnO}_3 \cdot 0.8\text{LiNi}_{0.8}\text{Co}_{0.2}\text{O}_2$ that can be written, alternatively, as $\text{Li}(\text{Ni}_{0.58}\text{Mn}_{0.18}\text{Co}_{0.15}\text{Li}_{0.09})\text{O}_2$ was prepared by the reaction of $\text{Ni}(\text{NO}_3)_2$, $\text{Co}(\text{NO}_3)_2$, MnO_2 , and LiOH in the required stoichiometric amounts at 800°C . in air or oxygen for about 16 hours. The powder X-ray diffraction pattern of this compound indicates an essentially single-phase product with a layered-type structure (FIG. 2).

EXAMPLE 2

The electrode material $0.2\text{Li}_2\text{Mn}_{1-x}\text{Ti}_x\text{O}_3 \cdot 0.8\text{LiNi}_{0.8}\text{Co}_{0.2}\text{O}_2$, where $x=0.5$, which can be written, alternatively, as $\text{Li}(\text{Ni}_{0.58}\text{Mn}_{0.09}\text{Ti}_{0.09}\text{Co}_{0.15}\text{Li}_{0.09})\text{O}_2$ was prepared by the reaction of $\text{Ni}(\text{NO}_3)_2$, $\text{Co}(\text{NO}_3)_2$, MnO_2 , TiO_2 (anatase) and LiOH in the required stoichiometric amounts at 800°C . in air or oxygen for about 16 hours. The powder X-ray diffraction pattern of this compound indicates an essentially single-phase product with a layered-type structure (FIG. 3).

EXAMPLE 3

The electrode material $0.15\text{Li}_2\text{TiO}_3 \cdot 0.85\text{LiMnO}_2$ that can be written, alternatively, as $\text{Li}(\text{Ti}_{0.14}\text{Mn}_{0.79}\text{Li}_{0.07})\text{O}_2$ was prepared by the hydrothermal reaction of Mn_2O_3 , TiO_2 (anatase) and LiOH in the required stoichiometric amounts at 220°C . and 15 atmospheres pressure for about 10 hours. The powder X-ray diffraction pattern of this compound indicates an essentially single-phase product with a layered-type structure (FIG. 4).

EXAMPLE 4

The electrode component material $\text{Li}_{1.2}\text{Mn}_{0.4}\text{Ni}_{0.4}\text{O}_2$ that can be written, alternatively, in LiMO_2 form as $\text{Li}(\text{Mn}_{0.4}\text{Ni}_{0.4}\text{Li}_{0.2})\text{O}_2$ in which the Mn ions are tetravalent, the Ni ions are trivalent and the Li ions are monovalent was prepared by the reaction of $\text{Mn}_{0.5}\text{Ni}_{0.5}(\text{OH})_2$, and $\text{LiOH} \cdot \text{H}_2\text{O}$ in the required stoichiometric amounts in pelletized form, first at 480°C . for 12 hours and thereafter at 950°C . for 10 hours. The sample was then quenched in air to room temperature and ground into a powder. The powder X-ray diffraction pattern of this compound, in which the average oxidation state of all the M ions ($\text{Mn}_{0.4}\text{Ni}_{0.4}\text{Li}_{0.2}$) is trivalent, indicates an essentially single-phase product with a layered-type structure (FIG. 5).

EXAMPLE 5

The electrode component material $\text{Li}_{1.9}\text{Mn}_{0.9}\text{Ni}_{0.2}\text{O}_3$ that can be written, alternatively, in LiMO_2 form as $\text{Li}(\text{Mn}_{0.60}\text{Ni}_{0.13}\text{Li}_{0.27})\text{O}_2$ in which the Li ions are monovalent, the Mn ions are tetravalent, and the Ni ions are 50% divalent and 50% trivalent, was prepared by the reaction of MnOOH , $\text{Ni}(\text{OH})_2$, and $\text{LiOH} \cdot \text{H}_2\text{O}$ in the required stoichiometric amounts in pelletized form, first at 480°C . for 12 hours and thereafter at 950°C . for 10 hours. The sample was then quenched in air to room temperature and ground into a powder. The powder X-ray diffraction pattern of this compound in which the average oxidation state of all the M ions ($\text{Mn}_{0.60}\text{Ni}_{0.13}\text{Li}_{0.27}$) is trivalent, indicates an essentially single-phase product with a layered-type structure (FIG. 6).

EXAMPLE 6

The $x\text{LiMO}_2 \cdot (1-x)\text{Li}_2\text{M}'\text{O}_3$ electrode materials in Examples 1, 2 and 3 were evaluated in coin cells (size 2032)

20 mm diameter and 3.2 mm high against a counter lithium electrode. The cells had the configuration: $\text{Li}/1\text{M LiPF}_6$ in ethylene carbonate (EC), diethyl carbonate (DEC) (1:1) electrolyte/ $x\text{LiMO}_2 \cdot (1-x)\text{Li}_2\text{M}'\text{O}_3$, in which the $x\text{LiMO}_2 \cdot (1-x)\text{Li}_2\text{M}'\text{O}_3$ electrode consisted of $0.2\text{Li}_2\text{MnO}_3 \cdot 0.8\text{LiNi}_{0.8}\text{Co}_{0.2}\text{O}_2$ or $0.15\text{Li}_2\text{TiO}_3 \cdot 0.85\text{LiMnO}_2$. Other electrolytes well known in the art may be used. Laminated electrodes were made containing approximately 7 to 10 mg of the $x\text{LiMO}_2 \cdot (1-x)\text{Li}_2\text{M}'\text{O}_3$ powder, i.e., approximately 82% by weight of the laminate electrode, intimately mixed with approximately 10% by weight of a polyvinylidene difluoride (Kynar PVDF polymer binder) and approximately 8% by weight of a suitable carbon (i.e. graphite, such as Timcal SFG-6, or acetylene black, such as Chevron XC-72) in 1-methyl-2-pyrrolidinone (NMP). Other binders are well known in the art and may be substituted here. The slurries were coated with a doctor blade onto an aluminum foil substrate current collector. The coatings were dried in vacuum at temperatures from 70°C . for about 12 hours, and punched out as electrode laminates. Metallic lithium foil was used as the counter electrode. $\text{Li}/x\text{LiMO}_2 \cdot (1-x)\text{Li}_2\text{M}'\text{O}_3$ cells were discharged and charged at constant current (typically 0.1 mA/cm^2) within the voltage range 4.5 to 2.0 V.

Typical electrochemical data for $\text{Li}/x\text{LiMO}_2 \cdot (1-x)\text{Li}_2\text{M}'\text{O}_3$ cells are provided in various plots, as shown in FIG. 7, a $\text{Li}/0.2\text{Li}_2\text{MnO}_3 \cdot 0.8\text{LiNi}_{0.8}\text{Co}_{0.2}\text{O}_2$ cell; and FIG. 8, a $\text{Li}/0.15\text{Li}_2\text{TiO}_3 \cdot 0.85\text{LiMnO}_2$ cell. For example, the electrode of Example 1, namely $0.2\text{Li}_2\text{MnO}_3 \cdot 0.8\text{LiNi}_{0.8}\text{Co}_{0.2}\text{O}_2$ has a theoretical electrochemical capacity of 212 mAh/g. The electrochemical data in FIG. 7 indicate that an initial capacity of approximately 208 mAh/g can be achieved from this electrode during the 'break-in' process on the initial charge of the cell and, thereafter, a steady rechargeable discharge capacity of approximately 136 mAh/g. For the stabilized $0.15\text{Li}_2\text{TiO}_3 \cdot 0.85\text{LiMnO}_2$ electrode of Example 3, as seen in FIG. 8, a capacity of 179 mAh/g was achieved during the 'break-in' process on the initial charge of the cell, and thereafter a rechargeable capacity of 108 mAh/g was achieved.

EXAMPLE 7

Synthesis and Phase Identification

The material $0.05\text{Li}_2\text{TiO}_3 \cdot 0.95\text{LiNi}_{0.5}\text{Mn}_{0.5}\text{O}_2$ that can be written, alternatively, as $\text{Li}(\text{Li}_{0.02}\text{Ti}_{0.05}\text{Ni}_{0.46}\text{Mn}_{0.46})\text{O}_2$ was prepared by the reaction of $\text{Ni}_{0.5}\text{Mn}_{0.5}(\text{OH})_2$, $\text{Ti}[\text{OCH}(\text{CH}_3)_2]_4$, and LiOH in the required stoichiometric amounts at 900°C . in air for about 20 hours. $\text{Ni}_{0.5}\text{Mn}_{0.5}(\text{OH})_2$ was prepared by precipitation from $\text{Ni}(\text{NO}_3)_2$ and $\text{Mn}(\text{NO}_3)_2$ in basic solution (NaOH , $\text{pH} \sim 11$). The powder X-ray diffraction pattern of this compound, in which the Ni and Mn ions of the $\text{LiNi}_{0.5}\text{Mn}_{0.5}\text{O}_2$ component together have an average oxidation state of 3^+ , indicates an essentially single-phase product with a layered-type structure (FIG. 9). Analysis of the oxidation states of the transition metal ions in the product by x-ray absorption spectroscopy has shown divalent Ni, tetravalent Mn are tetravalent Ti.

Electrochemical Characteristics

The $0.05\text{Li}_2\text{TiO}_3 \cdot 0.95\text{LiNi}_{0.5}\text{Mn}_{0.5}\text{O}_2$ electrode material was evaluated in a coin type cell (size 2032) 20 mm diameter and 3.2 mm high against a counter lithium electrode. The cells had the configuration: $\text{Li}/1\text{M LiPF}_6$ in ethylene carbonate (EC), diethyl carbonate (DEC) (1:1) electrolyte/ $0.05\text{Li}_2\text{TiO}_3 \cdot 0.95\text{LiNi}_{0.5}\text{Mn}_{0.5}\text{O}_2$ electrode. Other electrolytes well known in the art may be used. Pellet electrodes were made containing approximately 15 to 20 mg of 0.05Li_2

TiO₃.0.95LiNi_{0.5}Mn_{0.5}O₂ powder, i.e., 85% by weight of the electrode, intimately mixed with approximately 8% by weight of polyvinylidene difluoride (Kynar PVDF polymer binder) and approximately 7% by weight of suitable carbon (i.e. graphite, such as Timcal SFG-6, or acetylene black, such as Chevron XC-72) in 1-methyl-2-pyrrolidinone (NMP). Other binders, well known in the art, may be alternatively used. After intimate mixing, the mixture was dried at 75° C. for about 10 hours, thoroughly ground and pressed into a pellet on an aluminum mesh. The working electrode was dried under vacuum at 70° C. for about 12 hours. Metallic lithium foil was used as the counter electrode. Li/0.05Li₂TiO₃.0.95LiNi_{0.5}Mn_{0.5}O₂ cells were charged and discharged at constant current (typically 0.1 mA/cm² or otherwise specified) within the voltage range 2.5 to 4.6 V.

Typical electrochemical data for Li/0.05Li₂TiO₃.0.95LiNi_{0.5}Mn_{0.5}O₂ cells are provided in various plots. FIG. 10 shows a cyclic voltammogram of the 0.05Li₂TiO₃.0.95LiNi_{0.5}Mn_{0.5}O₂ electrode, in which wide a voltage window (2.5–4.8 V) was used with a slow sweep rate of 0.05 mV/sec. FIG. 10 demonstrates that the 0.05Li₂TiO₃.0.95LiNi_{0.5}Mn_{0.5}O₂ electrode is stable over a wide voltage window. Typical voltage profiles the Li/0.05Li₂TiO₃.0.95LiNi_{0.5}Mn_{0.5}O₂ cell for the 1st, 8th and 13th cycles are shown in FIG. 11. FIG. 12 shows that for the first 8 cycles during which an upper voltage limit of 4.3 V was imposed, the cell delivered a rechargeable capacity of ~90 mAh/g; however, by increasing the upper voltage limit to 4.6 V, there was no indication of capacity loss due to electrode/electrolyte interactions; instead the capacity continued to increase steadily to yield rechargeable capacity of >140 mAh/g which is more than 50% of the theoretical capacity of the 0.05Li₂TiO₃.0.95LiNi_{0.5}Mn_{0.5}O₂ electrode, thereby demonstrating the excellent stability of the electrode at high potentials.

The data in the examples provided above indicate that the principle of this invention can be used to stabilize LiMO₂ compounds with a Li₂M'O₃ component, and specifically those containing M=Ni and/or Mn that are of major significance and interest to the lithium battery industry for replacing the lithium-cobalt-oxide, LiCoO₂, as the electrode of choice, thereby reducing cost. The performance and effectiveness of the xLiMO₂·(1-x)Li₂M'O₃ electrodes (0<x<1) of this invention depend on the concentration of the trivalent transition metal ions, M, in the structure, that is the value of "x" which preferably is equal to or greater than 0.8 and less than 1. A major advantage of the compounds of this invention is that the concentration of the M ions with an average trivalent oxidation state, the concentration of stabilizing M' ions with an average tetravalent oxidation state, and concentration of monovalent lithium ions can be tailored in such a way to extend and optimize both the capacity of the electrode as well as the stabilizing effect of the Li₂M'O₃ component in the structure. For example, an electrode with the composition 0.9LiMn_{0.9}Ni_{0.1}O₂·0.1Li₂TiO₃ (alternatively Li_{1.2}Mn_{0.72}Ni_{0.08}Ti_{0.2}O_{2.2}) has a theoretical capacity of 252 mAh/g, which is only 8% less than that of LiCoO₂ used in state-of-the-art lithium cells.

This invention, therefore, relates to a lithium-metal-oxide positive electrode for a non-aqueous electrochemical lithium cell as shown schematically in FIG. 13, the cell represented by the numeral 10 having a negative electrode 12 separated from a positive electrode 16 by an electrolyte 14, all contained in an insulating housing 18 with suitable terminals (not shown) being provided in electronic contact with the negative electrode 12 and the positive electrode 16. Binders

and other materials normally associated with both the electrolyte and the negative and positive electrodes are well known in the art and are not described herein, but are included as is understood by those of ordinary skill in this art. FIG. 14 shows a schematic illustration of one example of a battery in which two strings of electrochemical lithium cells, described above, are arranged in parallel, each string comprising three cells arranged in series.

While particular embodiments of the present invention have been shown and described, it will be appreciated by those skilled in the art that changes and modifications may be made without departing from the invention in its broader aspects. Therefore, the aim in the appended claims is to cover all such changes and modifications as fall within the true spirit and scope of the invention.

The embodiments of the invention in which an exclusive property or privilege is claimed are defined as follows:

1. A lithium metal oxide positive electrode for a non-aqueous lithium cell prepared in its initial discharged state having a general formula xLiMO₂·(1-x)Li₂M'O₃ in which 0<x<1, and where M is one or more ions with an average oxidation state of three with at least one ion being Mn, and where M' is one or more ions with an average oxidation state of four, with both the LiMO₂ and Li₂M'O₃ components being layered and the ratio of Li to M and M' being greater than one and less than two.

2. A lithium metal oxide positive electrode according to claim 1 in which 0.8≤x<1.

3. A lithium metal oxide positive electrode according to claim 1 in which 0.9≤x<1.

4. A lithium metal oxide positive electrode according to claim 1 in which M and M' are disordered in the electrode structure.

5. A lithium metal oxide positive electrode according to claim 1 in which M' is selected from Mn, Ti and Zr.

6. A lithium metal oxide positive electrode according to claim 1 in which M is Mn and M' is selected from at least one of Mn, Ti and Zr.

7. A lithium metal oxide positive electrode according to claim 6 in which M is Mn, and M' is Ti.

8. A lithium metal oxide positive electrode according to claim 1 in which M, and M' ions are partially replaced by mono- or multivalent cations.

9. A lithium metal oxide positive electrode according to claim 8 in which M, and M' ions are partially replaced by Li⁺Mg²⁺ and/or Al³⁺ ions.

10. A lithium metal oxide positive electrode according to claim 1 in which the lithium ions are partially replaced by H⁺ cations.

11. A lithium metal oxide positive electrode according to claim 1 where M is more than one ion selected from V, Mn, Fe, Co, and Ni with an average oxidation state of three with at least one ion being Mn, and where M' is one or more ions selected from Mn, Ti, Zr, Ru, Re, and Pt with an average oxidation state of four.

12. A lithium metal oxide positive electrode according to claim 11, where M is more than one ion selected from Mn, Co, and Ni with at least one ion being Mn, and where M' is one or more ions selected from Mn, Ti, and Zr.

13. A lithium metal oxide positive electrode according to claim 12, where M is more than one ion selected from Mn, Co, and Ni with at least one ion being Mn, and where M' is Mn.

14. A hydrothermal method for synthesizing a lithium metal oxide positive electrode xLiMO₂·(1-x)Li₂M'O₃ in which 0<x<1, and where M is one or more ions with an average oxidation state of three with at least one ion being

11

Mn, and where M' is one or more ions with an average oxidation state of four, with both the LiMO_2 and $\text{Li}_2\text{M}'\text{O}_3$ components being layered and the ratio of Li to M and M' being greater than one and less than two, in which the synthesis occurs in an autoclave, at a pressure between 5 and 35 atmospheres and at a temperature between 100 and 250° C.

15 **15.** A method according to claim **14** in which the pressure is between 10 and 20 atmospheres and the temperature is between 180 and 230° C.

16. A method according to claim **14** in which M is Mn and M' is Ti.

17. An electrochemical cell having a negative electrode and a non-aqueous electrolyte and a positive electrode, said positive electrode having in its initial discharged state, a general formula $x\text{LiMO}_2 \cdot (1-x)\text{Li}_2\text{M}'\text{O}_3$ in which $0 < x < 1$, and where M is one or more ions having an average

12

oxidation state of three and having at least one ion being Mn and where M' is one or more ions having an average oxidation state of four, with both the LiMO_2 and $\text{Li}_2\text{M}'\text{O}_3$ components being layered and the ratio of Li to M and M' being greater than one and less than two.

18. A battery consisting of a plurality of cells, at least some cells including a negative electrode and a non-aqueous electrolyte and a positive electrode, said positive electrode in its initial discharged state, a general formula $x\text{LiMO}_2 \cdot (1-x)\text{Li}_2\text{M}'\text{O}_3$ in which $0 < x < 1$, and where M is one ion being Mn and where M' is one or more ions having an average oxidation state of four, with both the LiMO_2 and $\text{Li}_2\text{M}'\text{O}_3$ components being layered and the ratio of Li to M and M' being greater than one and less than two, connected in series and/or in parallel.

* * * * *

UNITED STATES PATENT AND TRADEMARK OFFICE
CERTIFICATE OF CORRECTION

PATENT NO. : 6,680,143 B2
DATED : January 20, 2004
INVENTOR(S) : Michael. M. Thackeray et al.

Page 1 of 1

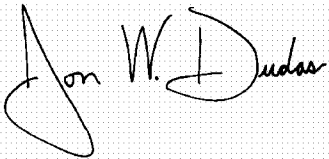
It is certified that error appears in the above-identified patent and that said Letters Patent is hereby corrected as shown below:

Column 1,
Line 9, delete "+gi".

Column 10,
Line 24, delete the semicolon before the word "components".

Signed and Sealed this

Sixth Day of July, 2004

A handwritten signature in black ink on a light gray dotted background. The signature reads "Jon W. Dudas" in a cursive style. The "J" is large and loops around the "on". The "W" and "D" are also prominent.

JON W. DUDAS

Acting Director of the United States Patent and Trademark Office