



US009623032B2

(12) **United States Patent**
Pan et al.

(10) **Patent No.:** **US 9,623,032 B2**
(45) **Date of Patent:** ***Apr. 18, 2017**

(54) **METHODS AND COMPOSITIONS RELATED TO GLUCOCORTICOID RECEPTOR ANTAGONISTS AND BREAST CANCER**

(58) **Field of Classification Search**
CPC G01N 33/50; C12Q 1/68
USPC 435/4
See application file for complete search history.

(71) Applicant: **The University of Chicago**, Chicago, IL (US)

(72) Inventors: **Deng Pan**, Chicago, IL (US); **Masha Kocherginsky**, Chicago, IL (US); **Suzanne D. Conzen**, Park Ridge, IL (US)

(56) **References Cited**

U.S. PATENT DOCUMENTS

(73) Assignee: **THE UNIVERSITY OF CHICAGO**, Chicago, IL (US)

8,003,689 B2 8/2011 Veverka et al.
2002/0115613 A1 8/2002 Kumar
2005/0124533 A1 6/2005 Schatzberg et al.
2006/0063748 A1 3/2006 Belanoff
2008/0287419 A1 11/2008 Bruncko et al.
2010/0135956 A1 6/2010 Gant et al.

(*) Notice: Subject to any disclaimer, the term of this patent is extended or adjusted under 35 U.S.C. 154(b) by 0 days.

This patent is subject to a terminal disclaimer.

FOREIGN PATENT DOCUMENTS

WO 2009/064738 A2 5/2009

(21) Appl. No.: **14/296,127**

(22) Filed: **Jun. 4, 2014**

OTHER PUBLICATIONS

(65) **Prior Publication Data**

US 2014/0315866 A1 Oct. 23, 2014

Belova et al. (Breast Cancer Res Treat, 2009, 116: 441-447).*
"Data Sheet: Glucocorticoid Receptor mouse monoclonal antibody NCL-GCR", Novocastra Laboratories Ltd., available at <http://www.ebiotrade.com/buyf/Novocastra/data/hrerp/gcr.pdf>, accessed on Jun. 7, 2011.

Related U.S. Application Data

(63) Continuation of application No. 14/172,051, filed on Feb. 4, 2014, now Pat. No. 9,149,485, which is a continuation of application No. 13/071,363, filed on Mar. 24, 2011, now Pat. No. 8,710,035.

"Identification of Glucocorticoid Receptor (GR) signatures in primary human breast cancer: Association with relapse-free survival time" poster presented by S.D. Conzen as a short talk, presented at Nuclear Receptors: Signaling, Gene Regulation and Cancer, Keystone Symposia on Molecular and Cellular Biology, Keystone Resort, Keystone, Colorado, Thursday, Mar. 25, 2010.

(60) Provisional application No. 61/317,182, filed on Mar. 24, 2010.

Belanoff et al., "Selective glucocorticoid receptor {type II} antagonists prevent weight gain caused by olanzapine in rats," Eur. J. Pharmacol., 655(1-3):117-120, 2011.

(51) **Int. Cl.**

G01N 33/50 (2006.01)
C12Q 1/68 (2006.01)
A61K 31/567 (2006.01)
A61K 31/575 (2006.01)
A61K 45/06 (2006.01)
A61K 31/282 (2006.01)
A61K 31/337 (2006.01)
A61K 31/357 (2006.01)
A61K 31/4745 (2006.01)
A61K 31/7068 (2006.01)
A61K 33/24 (2006.01)
A61K 39/395 (2006.01)
A61N 5/00 (2006.01)
A61J 1/00 (2006.01)
A61K 31/58 (2006.01)

Cho et al., "Role of activation function domain-1, DNA binding, and coactivator GRIP1 in the expression of partial agonist activity of glucocorticoid receptor-antagonist complexes," *Biochemistry*, 44(9):3547-3561, 2005.

Clark, "Glucocorticoid Receptor Antagonists" *Current Topics in Medicinal Chemistry*, 8:813-838, 2008.

Colleoni et al., "Response to primary chemotherapy in breast cancer patients with tumors not expressing estrogen and progesterone receptors" *Annals of Oncology*, 11(8):1057-9, 2000.

(Continued)

(52) **U.S. Cl.**

CPC **A61K 31/567** (2013.01); **A61J 1/00** (2013.01); **A61K 31/282** (2013.01); **A61K 31/337** (2013.01); **A61K 31/357** (2013.01); **A61K 31/4745** (2013.01); **A61K 31/575** (2013.01); **A61K 31/58** (2013.01); **A61K 31/7068** (2013.01); **A61K 33/24** (2013.01); **A61K 39/395** (2013.01); **A61K 45/06** (2013.01); **A61N 5/00** (2013.01)

Primary Examiner — Yan Xiao

(74) Attorney, Agent, or Firm — Kilpatrick Townsend & Stockton LLP

(57) **ABSTRACT**

Embodiments of the invention are directed to methods of determining the prognosis of a breast cancer patient by evaluating the activity of the glucocorticoid receptor in tumor cells. Other embodiment include methods of treating breast cancer cells, particularly, chemo-resistant cells, with a glucocorticoid receptor antagonist and an anticancer agent or compound.

(56)

References Cited

OTHER PUBLICATIONS

- Desmedt et al., "Strong Time Dependence of the 76-Gene Prognostic, Signature for Node-Negative Breast Cancer Patients in the TRANSBIG Multicenter Independent Validation Series" *Clin. Cancer Res.*, 13:3207-3214, 2007.
- Gaddy et al. *Clin Cancer Res* 2004. 10:5215-5225).
- Grover and Martin, "The initiation of breast and prostate cancer" *Carcinogenesis*, 23(7): 1095-1102, 2002.
- Hein et al., "Click Chemistry, A powerful Tool for Pharmaceutical Sciences" *Pharmaceutical Research*, 25(10):2216-30, 2008.
- Henderson et al., "Estrogens as a cause of human cancer: the Richard and Hinda Rosenthal Foundation award lecture" *Cancer Res.*, 48:246-253, 1988.
- Huang et al., "Reversal effect of mifepristone on adriamycin resistance in human breast cancer cell line MCF-7/ADM in vitro and in vivo" *J Cent South Univ (Med Sci)* 35(6):576-583, Jun. 2010. doi: 10.3969/j.issn.1672-7347.2010.06.007.
- Keen and Davidson, "The biology of breast carcinoma" *Cancer*, 97 (3 Suppl):825-33, 2003.
- Kriaucionis et al., "The nuclear DNA base 5-hydroxymethylcytosine is present in Purkinje neurons and the brain" *Science*, 15; 324(5929):929-30, 2009.
- Loi et al., "Definition of Clinically Distinct Molecular Subtypes in Estrogen Receptor-Positive Breast Carcinomas Through Genomic Grade" *Journal of Clinical Oncology*, 25:1239-1246, 2006.
- Loi et al., "Predicting prognosis using molecular profiling in estrogen receptor-positive breast cancer treated with tamoxifen" *BMC Genomics*, 9:239, 2008.
- Lucci, et al., "Modification of ceramide metabolism increases cancer cell sensitivity to cytotoxics." *Int J Onco*. 15: 541-546, 1999.
- Ma et al. "IL-21 activates both innate and adaptive immunity to generate potent antitumor responses that require perforin but are independent of IFN-gamma" *J. Immunol*, 171(2):608-615, 2003.
- Melhem et al., "Administration of glucocorticoids to ovarian cancer patients is associated with expression of the anti-apoptotic genes SGK1 and MKP1/DUSP1 in ovarian tissues" *Clin. Cancer Res.*, 15(9):3196-204, 2009.
- Mikosz et al., "Glucocorticoid receptor-mediated protection from apoptosis is associated with induction of the serine/threonine survival kinase gene, *sgk-1*" *J. Biol. Chem.*, 276 (20):16649-54, 2001.
- Minn et al., "Genes that mediate breast cancer metastasis to lung". *Nature* 28; 436(7050):518-24, 2005.
- Moran et al., "The glucocorticoid receptor mediates a survival signal in human mammary epithelial cells" *Cancer Res.*, 60 (4):867-72, 2000.
- Moses et al., "The growing applications of click chemistry" *Chem Soc Rev.*, 36(8): 1249-62, 2007.
- Pan et al., "Activation of the glucocorticoid receptor is associated with poor prognosis in estrogen receptor-negative breast cancer." *Cancer Research*, Published Online First Aug. 25, 2011; doi:10.1158/0008-5472.CAN-11-0362.
- Pang et al., "Dexamethasone decreases xenograft response to Paclitaxel through inhibition of tumor cell apoptosis" *Cancer Biol. Ther.*, 5(8):933-40, 2006.
- Peeters et al., "Differential effects of the new glucocorticoid receptor antagonist ORG 34517 and RU486 (mifepristone) on glucocorticoid receptor nuclear translocation in the AtT20 cell line." *Ann. NY Acad. Sci.*, 1148:536-541, 2008.
- Pike et al., "Estrogens, progestogens, normal breast cell proliferation, and breast cancer risk" *Epidemiologic Rev.*, 15(1):17-35, 1993.
- Robinson et al., "Octahydrophenanthrene-2, 7-diol Analogues as dissociated Glucocorticoid Receptor Agonists Discovery and Lead Exploration" *J. Med. Chem.*, 52: 1731-43, 2009.
- Sims et al., "The removal of multiplicative, systematic bias allows integration of breast cancer gene expression datasets—improving meta-analysis and prediction of prognosis" *BMC Medical Genomics*, 1:42, doi:10.1186/1755-8794-1-42, 2008.
- Smith et al., "Expression of glucocorticoid and progesterone nuclear receptor genes in archival breast cancer tissue" *Breast Cancer Res.*, 5(1): R9-RI2, 2003.
- Smith et al., "Progesterone, glucocorticoid, but not estrogen receptor mRNA is altered in breast cancer stroma" *Cancer Lett.*, 255:77-84, 2007.
- Sorlie et al., "Gene expression patterns of breast carcinomas distinguish tumor subclasses with clinical implications" *Proc. Natl. Acad. Sci. USA*, 98:10869-10874, 2001.
- Sotiriou et al. "Gene expression profiling in breast cancer: understanding the molecular basis of histologic grade to improve prognosis" *J. Natl. Cancer Inst*, 15;98(4):262-72, 2006.
- Srinivas et al., "Proteomics for cancer biomarker discovery" *Clin. Chem.*, 48(8):1160-9, 2002.
- Wang et al., "Gene-expression profiles to predict distant metastasis of lymph-node-negative primary breast cancer". *Lancet* 19-25; 365(9460):671-9, 2005.
- Wu et al., "Glucocorticoid receptor activation signals through forkhead transcription factor 3a in breast cancer cells" *Mol. Endocrinol*, 20(10): 2304-14, 2006.
- Wu et al., "Microarray analysis reveals glucocorticoid-regulated survival genes that are associated with inhibition of apoptosis in breast epithelial cells" *Cancer Res.*, 64(5): 1757-64, 2004.
- Wu et al., "Prevalent expression of the immunostimulatory MHC class I chain-related molecule is counteracted by shedding in prostate cancer" *J. Clin. Invest.*, 114(4):560-8, 2004.
- Sui et al.; "Estrogen receptor alpha mediates breast cancer cell resistance to paclitaxel through inhibition of apoptotic cell death"; *Cancer Res.*; 67(11):5337-5344 (2007).

* cited by examiner

Primary human breast ductal epithelium, DCIS (60%)
invasive human cancers (~30-40%) exhibit significant
glucocorticoid receptor expression

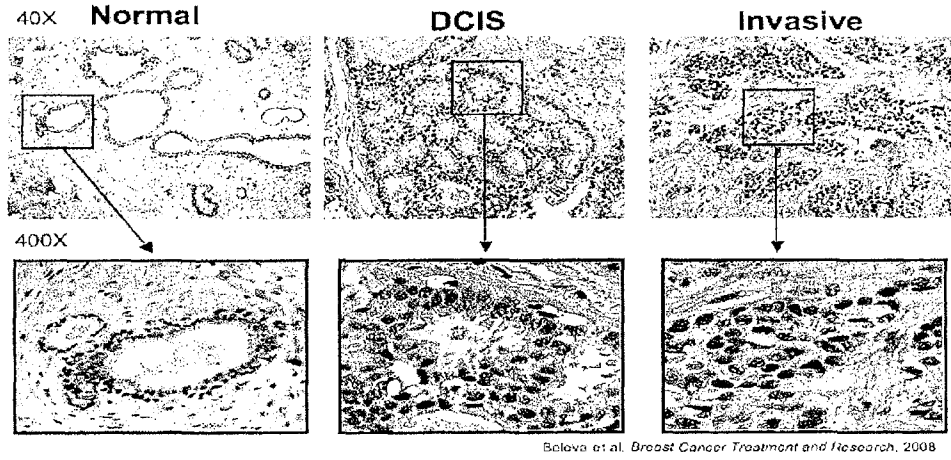


FIG. 1

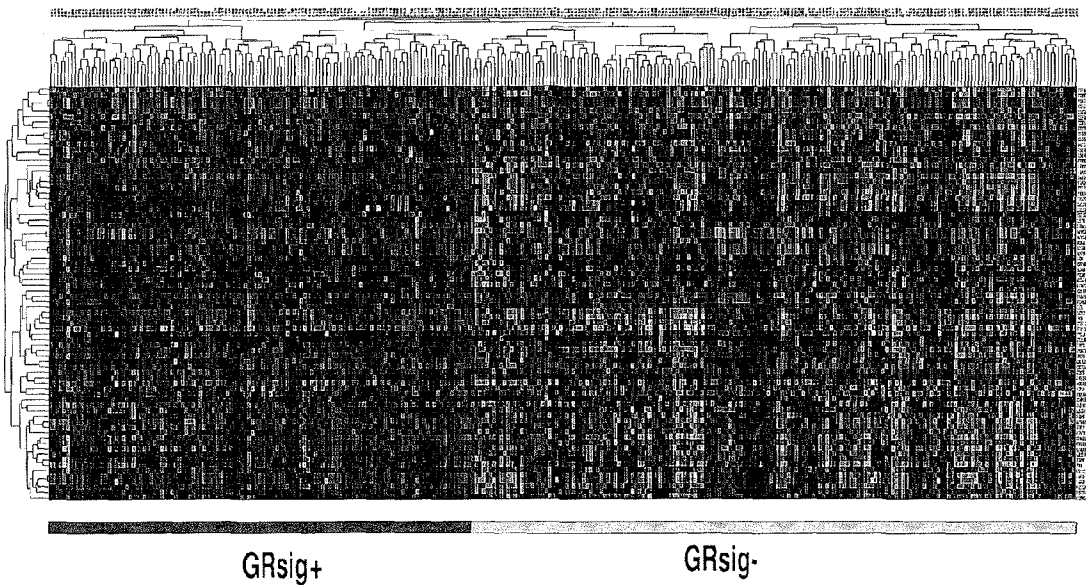


FIG. 2

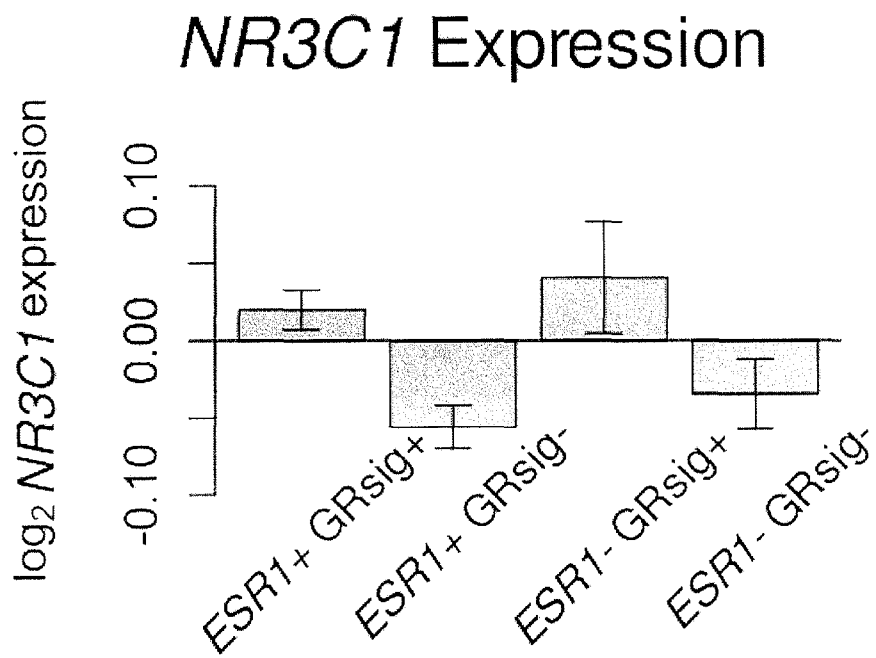


FIG. 3

NKI-295 RFS by Signiture

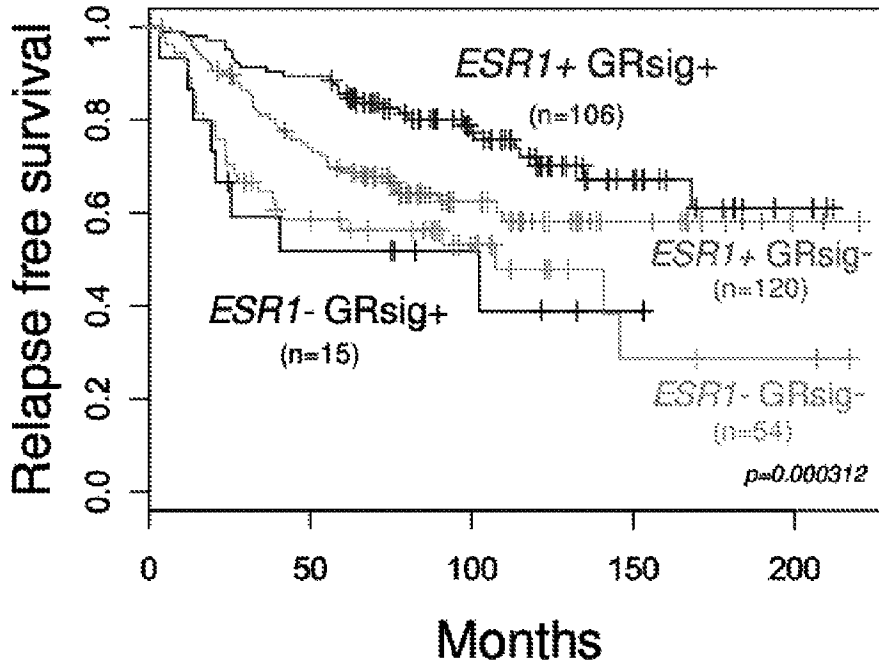


FIG. 4

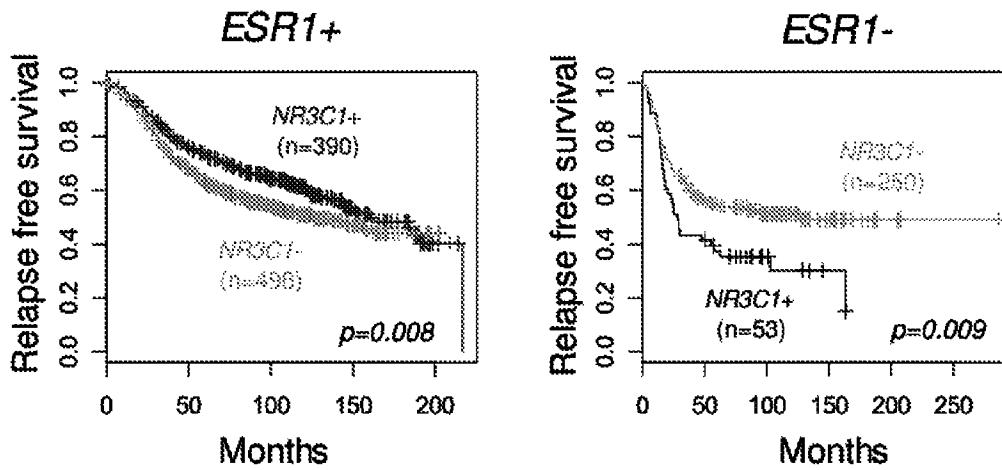


FIG. 5

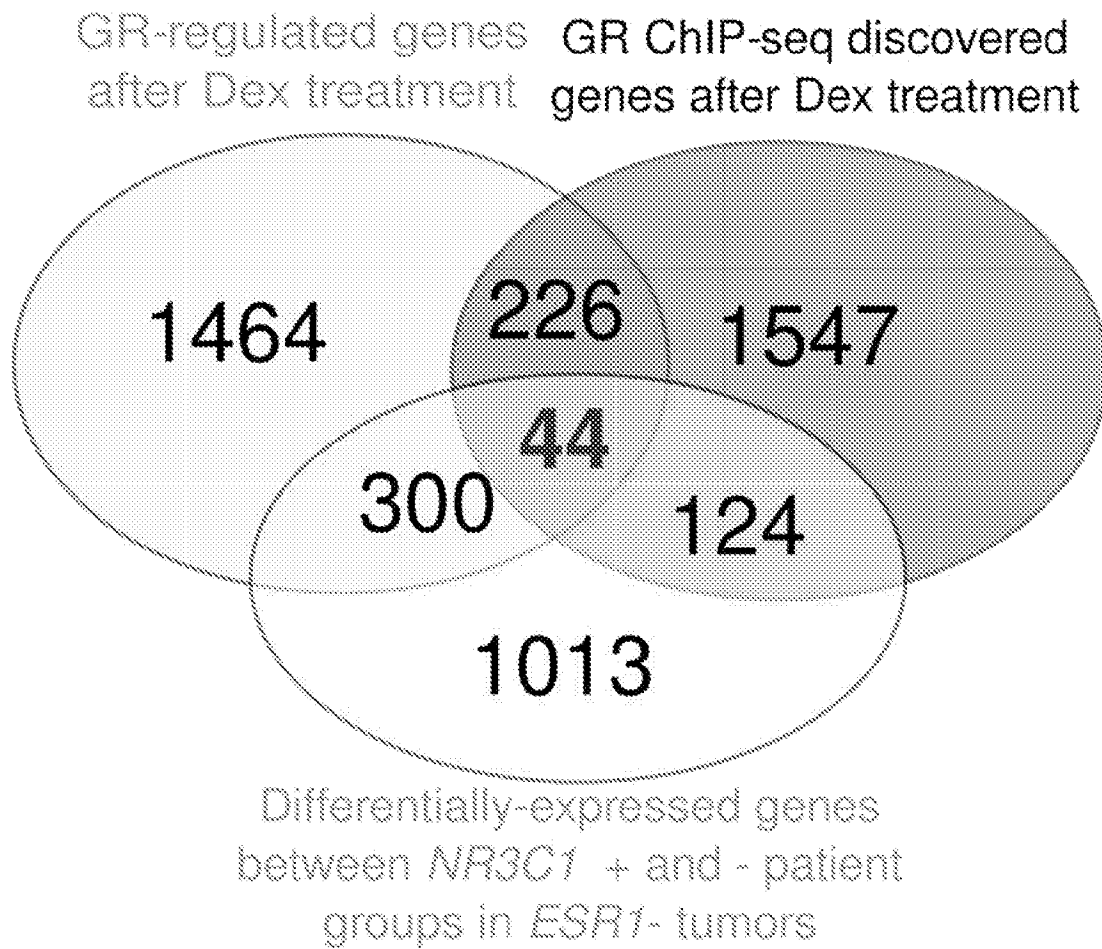
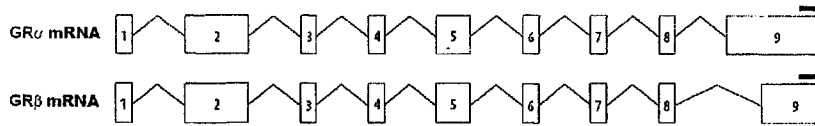


FIG. 6



Query = GR alpha
Length=6784

18665 = GR beta

ALIGNMENTS

Query	1	GGCGCCGCTCCACCCGCTCCCGCTCGGTCCCCTCGCTCGCCAGGCCGGCTGCCCT	60
18665	1	GGCGCCGCTCCACCCGCTCCCGCTCGGTCCCCTCGCTCGCCAGGCCGGCTGCCCT	60
Query	61	TTCGGTGTCCGCGCTCTCTCCCTCCGCGCGCCCTCCCTCCATTTGCGAGCTCGTGTC	120
18665	61	TTCGGTGTCCGCGCTCTCTCCCTCCGCGCGCCCTCCCTCCATTTGCGAGCTCGTGTC	120
Query	121	TGTGACGGGAGCCCGAGTCACCGCTGCCCGTCGGGACGGATTCTGTGGGTGGAAGGAG	180
18665	121	TGTGACGGGAGCCCGAGTCACCGCTGCCCGTCGGGACGGATTCTGTGGGTGGAAGGAG	180
Query	181	ACGCGCAGCCGAGCGGCCGAAGCAGCTGGGACGGGACGGGCAACGCGCCCGGAAC	240
18665	181	ACGCGCAGCCGAGCGGCCGAAGCAGCTGGGACGGGACGGGCAACGCGCCCGGAAC	240
Query	241	CFCGACCCGCGAGCCCGCGGGCGGAGGGCTGGCTTGTGAGCTGGGCAATGGGAGA	300
18665	241	CFCGACCCGCGAGCCCGCGGGCGGAGGGCTGGCTTGTGAGCTGGGCAATGGGAGA	300
Query	301	CTTTCTTAAATAGGGCTCTCCCCCACCATGGAGAAAGGGCGGCTGTTTACTTCCTT	360
18665	301	CTTTCTTAAATAGGGCTCTCCCCCACCATGGAGAAAGGGCGGCTGTTTACTTCCTT	360
Query	361	tttttAGaaaaaaaaaTATATTTCCCTCCCTGCTCCTTCTGCGTTTACAAGCTAAGTTGT	420
18665	361	TTTTTAGAAAAAAAAAATATATTTCCCTCCCTGCTCCTTCTGCGTTTACAAGCTAAGTTGT	420
Query	421	TTATCTCGGCTGCGCGGGAACTGCGGACGGTGGCGGGGAGCGGCTCCTCTGCCAGAGT	480
18665	421	TTATCTCGGCTGCGCGGGAACTGCGGACGGTGGCGGGGAGCGGCTCCTCTGCCAGAGT	480
Query	481	TGATATTCAGTATGAGTCCAAAGAAATCAATTAACCTCTGGTAGAGAAGAAAACCCAGC	540
18665	481	TGATATTCAGTATGAGTCCAAAGAAATCAATTAACCTCTGGTAGAGAAGAAAACCCAGC	540
Query	541	AGTGTGCTTGCTCAGGAGGGGAGATGTGATGGACTTCTATAAAACCTAAGAGGAGGA	600
18665	541	AGTGTGCTTGCTCAGGAGGGGAGATGTGATGGACTTCTATAAAACCTAAGAGGAGGA	600
Query	601	GCTACTGTGAAGGTTTCTGCGTCTTACCCTCACTGGCTGTGCGTTCFCAATCAGACTCC	660
18665	601	GCTACTGTGAAGGTTTCTGCGTCTTACCCTCACTGGCTGTGCGTTCFCAATCAGACTCC	660
Query	661	AAGCAGCGAAGACTTTTGGTGTGATTTTCCAAAAGGCTCAGTAAGCAATGCGCAGCAGCCA	720
18665	661	AAGCAGCGAAGACTTTTGGTGTGATTTTCCAAAAGGCTCAGTAAGCAATGCGCAGCAGCCA	720
Query	721	GATCTGTCCAAAGCAGTTTCACTCTCAATGGGACTGTATATGGGAGAGACAGAAACAAA	780
18665	721	GATCTGTCCAAAGCAGTTTCACTCTCAATGGGACTGTATATGGGAGAGACAGAAACAAA	780
Query	781	GTGATGGGAAATCACTGGGATTTCCACAGCAGGGCCAAATCAGCCTTTCCTCGGGGAA	840
18665	781	GTGATGGGAAATCACTGGGATTTCCACAGCAGGGCCAAATCAGCCTTTCCTCGGGGAA	840
Query	841	ACAGACTTAAAGCTTTTGAAGAAGCATTGCAAACCTCAATAGGTCGACCAAGTGTCCA	900
18665	841	ACAGACTTAAAGCTTTTGAAGAAGCATTGCAAACCTCAATAGGTCGACCAAGTGTCCA	900

FIG. 7A

Query 18665	901	GAGAACCCCAAGAGTTCAGCATCCACTGCTGTGTCGCTGCCCCACAGAGAAGGAGTTT	960
	901	GAGAACCCCAAGAGTTCAGCATCCACTGCTGTGTCGCTGCCCCACAGAGAAGGAGTTT	960
Query 18665	961	CCAAAACCTCACFTGATGTATCTTCAGAACGCAACATTTGAAGGGCCAGACTGGCACC	1020
	961	CCAAAACCTCACFTGATGTATCTTCAGAACGCAACATTTGAAGGGCCAGACTGGCACC	1020
Query 18665	1021	AACGGTGGCAATGTGAAATFGTATACCACAGACCAAGCACCTTTGACATTTTGCAGGAT	1080
	1021	AACGGTGGCAATGTGAAATFGTATACCACAGACCAAGCACCTTTGACATTTTGCAGGAT	1080
Query 18665	1081	TTGGAGTTTCTTCTGGGTCCCCAGGTAAGAGACGAATGAGAGTCCTTGGAGATCAGAC	1140
	1081	TTGGAGTTTCTTCTGGGTCCCCAGGTAAGAGACGAATGAGAGTCCTTGGAGATCAGAC	1140
Query 18665	1141	CTGTTGATAGATGAAAACGTFTGCTTTCTCCTCTGGCGGGAGAAGACGATTCAATTCCTT	1200
	1141	CTGTTGATAGATGAAAACGTFTGCTTTCTCCTCTGGCGGGAGAAGACGATTCAATTCCTT	1200
Query 18665	1201	TTGGAAGGAAACTCGAATGAGACTGCAAGCCTCTCATTTTACCGGACACTAAACCCAAA	1260
	1201	TTGGAAGGAAACTCGAATGAGACTGCAAGCCTCTCATTTTACCGGACACTAAACCCAAA	1260
Query 18665	1261	ATTAAGGATAATGGAGATCTGGTTTGTCAAGCCCCAGTAATGTAACACTGCCCAAGTG	1320
	1261	ATTAAGGATAATGGAGATCTGGTTTGTCAAGCCCCAGTAATGTAACACTGCCCAAGTG	1320
Query 18665	1321	AAAACAGAAAAGAAGATTTCATCGAACTCTGCACCCCTGGGGTAATTAAGCAAGAGAAA	1380
	1321	AAAACAGAAAAGAAGATTTCATCGAACTCTGCACCCCTGGGGTAATTAAGCAAGAGAAA	1380
Query 18665	1381	CTGGGCACAGTTTACTGTCAAGCAAGCTTTCCTGGAGCAAATATAATTGGTAATAAAAATG	1440
	1381	CTGGGCACAGTTTACTGTCAAGCAAGCTTTCCTGGAGCAAATATAATTGGTAATAAAAATG	1440
Query 18665	1441	TCTGCCATTTCTGTTTCAATGGTGTGAGTACCTCTGGAGGACAGATGTACCACATGACATG	1500
	1441	TCTGCCATTTCTGTTTCAATGGTGTGAGTACCTCTGGAGGACAGATGTACCACATGACATG	1500
Query 18665	1501	AATACAGCATCCCTTTCTCAACAGCAGGATCAGAAGCCTATTTTAAATGTCATTCACCA	1560
	1501	AATACAGCATCCCTTTCTCAACAGCAGGATCAGAAGCCTATTTTAAATGTCATTCACCA	1560
Query 18665	1561	ATTCCCCTGGTTCGAAAATFGGAATAGGTGCCAAGGATCTGGAGATGACAACTTGACT	1620
	1561	ATTCCCCTGGTTCGAAAATFGGAATAGGTGCCAAGGATCTGGAGATGACAACTTGACT	1620
Query 18665	1621	TCTCTGGGACTCTGAACTTCCCTGGTTCGAAACAGTTTTTTCTAATGGCTATTCAAGCCCC	1680
	1621	TCTCTGGGACTCTGAACTTCCCTGGTTCGAAACAGTTTTTTCTAATGGCTATTCAAGCCCC	1680
Query 18665	1681	AGCATGAGACCAGATGTAAGCTCTCCTCCATCCAGCTCCTCAACAGCAACAACAGGACCA	1740
	1681	AGCATGAGACCAGATGTAAGCTCTCCTCCATCCAGCTCCTCAACAGCAACAACAGGACCA	1740
Query 18665	1741	CCTCCCAAACCTCTGCCCTGGTGTGCTCTGATGAAGCTTCAGGATGTCATTATGGAGTCTTA	1800
	1741	CCTCCCAAACCTCTGCCCTGGTGTGCTCTGATGAAGCTTCAGGATGTCATTATGGAGTCTTA	1800
Query 18665	1801	ACTTGTGGAAGCTGTAAAGTTTTCTTCAAAGAGCAGTGAAGGACAGCACAATTACCTA	1860
	1801	ACTTGTGGAAGCTGTAAAGTTTTCTTCAAAGAGCAGTGAAGGACAGCACAATTACCTA	1860
Query 18665	1861	TGTGCTGGAAGGAATGATTGCATCATCGATAAAAATTCGAAGAAAAAACTGCCAGCATGC	1920
	1861	TGTGCTGGAAGGAATGATTGCATCATCGATAAAAATTCGAAGAAAAAACTGCCAGCATGC	1920
Query 18665	1921	CGCTATCGAAAAATGCTCTCAGGCTGGAATGAACCTGGAAGCTCGAAAAACAAGAAAAAA	1980
	1921	CGCTATCGAAAAATGCTCTCAGGCTGGAATGAACCTGGAAGCTCGAAAAACAAGAAAAAA	1980
Query 18665	1981	ataaaaGGAATTCAGCAGGCCACTACAGGAGTCTCACAAGAAACCTCTGAAAATCCTGGT	2040
	1981	ATAAAAGGAATTCAGCAGGCCACTACAGGAGTCTCACAAGAAACCTCTGAAAATCCTGGT	2040
Query 18665	2041	AACAAAACAATAGTTCCTGCAACGTTACCACAACCTACCCTACCTGGTGTCACTGTG	2100
	2041	AACAAAACAATAGTTCCTGCAACGTTACCACAACCTACCCTACCTGGTGTCACTGTG	2100
Query 18665	2101	GAGGTTATTGAACCTGAAGTGTATATGCAGGATATGATAGCTCTGTTCAGACTCAACT	2160
	2101	GAGGTTATTGAACCTGAAGTGTATATGCAGGATATGATAGCTCTGTTCAGACTCAACT	2160

FIG. 7B

Query 18665	2161	TGGAGGATCAAGACTACGCTCAACATGTTAGGAGGGCGGCAAGTGATTGCAGCAGTGA	2220
	2161	TGGAGGATCAAGACTACGCTCAACATGTTAGGAGGGCGGCAAGTGATTGCAGCAGTGA	2220
Query 18665	2221	TGGGCAAAGGCAATACAGGTTTCAGGAACCTTACACCTGGATGACCAAATGACCCCTACTG	2280
	2221	TGGGCAAAGGCAATACAGGTTTCAGGAACCTTACACCTGGATGACCAAATGACCCCTACTG	2280
Query 18665	2281	CAGTACTCCTGGATGTTTCTTAAGGCAATTTGCTCTGGGGTGGAGATCATATAGACAATCA	2340
	2281	CAGTACTCCTGGATGTTTCTTAAGGCAATTTGCTCTGGGGTGGAGATCATATAGACAATCA	2340
Query 18665	2341	AGTGCAAACCTGCTGTGTTTGTCTCCTGATCTGATTATTAATGAGCAGAGAATGACTCTA	2400
	2341	AGTGCAAACCTGCTGTGTTTGTCTCCTGATCTGATTATTAATGAGCAGAGAATGACTCTA	2400
Query 18665	2401	CCCAGCATGTACGACCAATGTAAACACATGCTGTATGTTTCCCTCTGAGTTACACAGGCTT	2460
	2401	CCCAGCATGTACGACCAATGTAAACACATGCTGTATGTTTCCCTCTGAGTTACACAGGCTT	2460
Query 18665	2461	CAGGTATCTTATGAAGAGTATCTCTGTATGAAAACCTTACTGCTTCTCTTCAGTTCCCT	2520
	2461	CAGGTATCTTATGAAGAGTATCTCTGTATGAAAACCTTACTGCTTCTCTTCAGTTCCCT	2520
Query 18665	2521	AAGGACGGTCTGAAGAGCCAAGAGCTATTTGATGAAATAGAAATGACCTACATCAAAGAG	2580
	2521	AAGGACGGTCTGAAGAGCCAAGAGCTATTTGATGAAATAGAAATGACCTACATCAAAGAG	2580
Query 18665	2581	CTAGGAAAAGCCATTTGTCAGAGGGAAGGAACTCCAGCCAGAACTGGCAGCGGTTTAT	2640
	2581	CTAGGAAAAGCCATTTGTCAGAGGGAAGGAACTCCAGCCAGAACTGGCAGCGGTTTAT	2640
Query 18665	2641	CAACTGACAAAACCTTTGGATTTCTATGCAATGAA	2700
	2641	CAACTGACAAAACCTTTGGATTTCTATGCAATGAA	2673
Query 2701		TTCCAAACATTTTTGGATAAGACCATGAGTATTTGAATTTCCCGAGATGTTAGCTGAAATC	2760
Query 2761		ATCACCATCAGATACCAAATATTCAAATGAAATATCAAAAAACTTCTGTTTCATCAA	2820
Query 2821		AAGTACCTGCTTAATAAGAATGGTTGCCTTAAAGAAAGTCAATTAATAGCTTTTATTG	2880
Query 2881		TATAAATATCAGTTTGTCTGTAGAGgttttgttgttttattttttattgttttcatct	2940
Query 2941		gttgttttgttttAAATACGCACTACATGTGGTTTATAGAGGGCCAAGACTTGGCAACAG	3000
Query 3001		AAGCAGTTGAGTCTCATCACTTTTCAGTGTGGAGAGTAGATGGTGAATTTATTAGT	3060
Query 3061		TAATATATCCAGAAATAGAAACCTTAATATGTGGACGTAATCTCCACAGTCAAAGAAG	3120
Query 3121		GATGGACCTAAACCACCAAGTCCCAAAGTCTGTGTATGAACTTTCTCTTCATACTttt	3180
Query 3181		tttCACAGTTGGCTGGATGAAATTTCTAGACTTTCTGTGGTGTATcccccccTGTAT	3240
Query 3241		ACTTAGGATAGCATTTTGATTATGCAATGGAAACCTGaaaaaaGTTTACAAAGTGTATA	3300
Query 3301		TCAGAAAAGGGAAGTTGTGCCPTTTATAGCTATTAAGTCTGTTTAAACAATTTCCPTT	3360
Query 3361		ATATTTAGTGAACFACGCTTGTCTCATTTTTCTTACATAATTTTATTCAAGTTATTGT	3420
Query 3421		ACAGCTGTTFAAGATGGGCAGCTAGTTCTGTAGCTTTCCCAAATAAAGCTTAAACATTAAT	3480
Query 3481		CAATCATCTGTGTGAAAATGGGTGGTCTTCTAACCTGATGGCACTTAGCTATCAGAAG	3540
Query 3541		ACCACAAAATGACTCAAATCTCCAGTATTTCTTGTCAaaaaaaaaaaaaaaaaaGCTCA	3600
Query 3601		TATTTGTATATATCTGCTTCAGTGGAGAATTATATAGGTTGTGCAAATTAACAGTCTA	3660
Query 3661		ACTGCTATAGACACCTAGTCCAGTACCTGCTGGTAAACTGTGGATGATGGTTGCAAAA	3720
Query 3721		AGACTAAATTAAAAAATAACTACCAAGAGGCCCTGTCTGTACCTAACGCCCTATTTTTC	3780

FIG. 7C

Query 3781. AATGGCTAATAGGCAAGAAAGCTGGTAAACTAATTGTCTTTCAGGACCTTTTGAAGTAGT 3840

Query 3841. TTGTATAACTTCTTAAAAGTTGTGATTCCAGATTAACCAGCTGTAAACACAGCTGAGAGACT 3900

Query 3901. TTATATCAGACAAAGTAATTCCTCTCACTAAACTTTACCCAAAACATAATCTCTAATAT 3960

Query 3961. GGCAAAAATGGCTAGACACCCATTTTCACATTCCCATCTGTCAACCAATTTGGTTAATCTTT 4020

Query 4021. CCTGATGGTACAGGAAAGCTCAGCTACTGATTTTGTGATTTAGAACGTATATGTCAGACA 4080

Query 4081. TCCATGTTTGTAAAACACATCCCTAATGTGTGCCATAGAGTTTAAACACAAGTCTCTGT 4140

Query 4141. GAATTTCTTTCACGTGTTGAAAATTATTTTAAACAAAATAGAAAGCTGTAGTAGCCCTTTCTG 4200

Query 4201. TGTGCACCTTACCAACTTTCTGTAAAACCAAACTTAACATATTTACTAAGCCACAAGAA 4260

Query 4261. AATTGATTTCTATTCAAGGTGGCCAAATTTATTTGTGTAATAGAAAAGTGAATAATCTAATA 4320

Query 4321. TTAATAAATATGGAACCTCTAatatatatttttatatttagttatagllcagatataataca 4380

Query 4381. tatTGGTATTCCTAATCTGGGAGGGGAGGGCTACTGCAGCTTTACATGCAATTTATTA 4440

Query 4441. AAAATGATTTGTAAAATAGCTTGTATAGTGTAAAATAAGAAATGATTTTGTAGATGAGATTGTT 4500

Query 4501. TATCATGACATGTTATATAATTTTGTAGGGGTCAAAGAAATGCTGATGGATAACCTAT 4560

Query 4561. ATGATTTATAGTTTGTACATGCATTATACAGGCAGCGATGGTCTCAGAAACCAACAGT 4620

Query 4621. TTGCTCTAGGGGAAGAGGGAGATGGAGACTGGTCCTGTGTGCAGTGAAGGTTGCTGAGGC 4680

Query 4681. TCTGACCCAGTGAAGATTACAGAGGAAGTTATCCCTGCTCCCATTTCTGACCACCCTTCT 4740

Query 4741. CATTTCAACAGTGAAGTCTGTGAGCGAGGTTTAGTTTACTCAATCTCCCTTTGCACTAAA 4800

Query 4801. GPATGTAAAGTATGTAACAGGAGACAGGAAGGTGGTCTTACATCCTTAAAGGCACCAT 4860

Query 4861. CTAATAGCGGGTTACTTTTACATACAGCCCTCCCCAGCAGTTGAATGACAACAGAGCT 4920

Query 4921. TCAGAAAGTTTGGCAATAGTTTGCATAGAGGTACCAGCAATATGTAATAGTGCAGAACT 4980

Query 4981. CATAGGTTGCCAATAATACACTAATTCCTTTCTATCTTACAACAGAGTTTATTTCCAAA 5040

Query 5041. TAAAATGAGGACAtggttttggttttctttgaaatgctttttgaaatggtattttggtatttttc 5100

Query 5101. agtatatttggagaaatlatttaAaaaaaaCAATCATTTGCTTTTGAATGCTCTCTAA 5160

Query 5161. AAGGGAATGTAATATTTAAGATGGTGTGTAACCGGCTGGATAAAATTTTGGTGCCTAA 5220

Query 5221. GAAACTGCTTGAATATCTTATCAATGACAGTGTAAAGTTTCAAAAAGAGCTTCTAAAA 5280

Query 5281. CGTAGATTATCATTCCTTTATAGAATGTTATGTGGTTAAAACCAGAAAGCACATCTCACA 5340

Query 18665 2674. AATGTTATGTGGTTAAAACCAGAAAGCACATCTCACA 2710

Query 5341. CATTAACTGATTTTCATCCCAACAATCTTGGCGCTCAAAAAATAGAACTCAATGAGAAA 5400

Query 18665 2711. CATTAACTGATTTTCATCCCAACAATCTTGGCGCTCAAAAAATAGAACTCAATGAGAAA 2770

Query 5401. AAGAAGATTATGTGCACTTCGTTGTCAATAATAAGTCAACTGATGCTCATCGACAACAT 5460

Query 18665 2771. AAGAAGATTATGTGCACTTCGTTGTCAATAATAAGTCAACTGATGCTCATCGACAACAT 2830

Query 5461. AGGAGGCTTTTCAITAAAAGGGAAAAGAAGCTGTGCCCTTTTAGGATACGTTGGGGAAAA 5520

Query 18665 2831. AGGAGGCTTTTCAITAAAAGGGAAAAGAAGCTGTGCCCTTTTAGGATACGTTGGGGAAAA 2890

Query 5521. GAAAGTCATCTTAATTTATGTTTAAATGTGGATTAAAGTGCTATATGGTGGTGTCTGTTGA 5580

FIG. 7D

18665	2891	GAAAGTCATCTTAAATFATGTTTAAATGTGGATTTAAGTGTATATGCTGGTCTGTTTGA	2950
Query	5581	AAGCAGATTTATTTCCCTATGTATGTGTTATCTGGCCATCCCAACCCAAACTGTTGAAGTT	5640
18665	2951	AAGCAGATTTATTTCCCTATGTATGTGTTATCTGGCCATCCCAACCCAAACTGTTGAAGTT	3010
Query	5641	TGTAGTAACTTCAGTGAGAGTTGGTTACTCACAACAAATCCTGAAAAGTATTTTTAGTGT	5700
18665	3011	TGTAGTAACTTCAGTGAGAGTTGGTTACTCACAACAAATCCTGAAAAGTATTTTTAGTGT	3070
Query	5701	TTGTAGGTATTCCTGTGGGATACTATACAAGCAGAAGTGGGCACTTAGGACATAAACAATT	5760
18665	3071	TTGTAGGTATTCCTGTGGGATACTATACAAGCAGAAGTGGGCACTTAGGACATAAACAATT	3130
Query	5761	TTGGGGTATATATAFCCAAATGCCFAAAACATGCGGAGGAAACCTTGGCCACCCCAAAG	5820
18665	3131	TTGGGGTATATATAFCCAAATGCCFAAAACATGCGGAGGAAACCTTGGCCACCCCAAAG	3190
Query	5821	GAAAACFAACATGATTTGTGCTATGAAGTGTGGATAAATTAGCATGGGATGAGCTCTGG	5880
18665	3191	GAAAACFAACATGATTTGTGCTATGAAGTGTGGATAAATTAGCATGGGATGAGCTCTGG	3250
Query	5881	GCATGCCATGAAGGAAAGCCACGCTCCCTTCAGAAATTCAGAGGCAGGGAGCAATCCAGT	5940
18665	3251	GCATGCCATGAAGGAAAGCCACGCTCCCTTCAGAAATTCAGAGGCAGGGAGCAATCCAGT	3310
Query	5941	TTACCTAAGTCTCATAAATTTAGTTCCTTTTAAAAACCCGAAAACFACATCACCATG	6000
18665	3311	TTACCTAAGTCTCATAAATTTAGTTCCTTTTAAAAACCCGAAAACFACATCACCATG	3370
Query	6001	GAATGAAAAATATTTGTTATACAATACATTTGATCTGTCAAACCTCCAGAACCATGGTAGCC	6060
18665	3371	GAATGAAAAATATTTGTTATACAATACATTTGATCTGTCAAACCTCCAGAACCATGGTAGCC	3430
Query	6061	TTCAAGTGAATTTCCATCTTGGCTGGTCACTCCCTGACTGTAGCTGTAGGTGAATgtgtt	6120
18665	3431	TTCAAGTGAATTTCCATCTTGGCTGGTCACTCCCTGACTGTAGCTGTAGGTGAATgtgtt	3490
Query	6121	tttgtgtgtgtgtgtctggTTTTAGTGTGAGAAGGGAAATAAAAGTGTAAAGGAGCACT	6180
18665	3491	tttgtgtgtgtgtgtctggTTTTAGTGTGAGAAGGGAAATAAAAGTGTAAAGGAGCACT	3550
Query	6181	TTAAACCCCTTGGGTGGAGTTTCGTAATTTCCAGACTATTTTCAAGCAACCTGGTCCAC	6240
18665	3551	TTAAACCCCTTGGGTGGAGTTTCGTAATTTCCAGACTATTTTCAAGCAACCTGGTCCAC	3610
Query	6241	CCAGGATTAGTGACCAGGTTTTTCAGGAAAGGATTTGCTTCTCTCTAGAAAATGTCTGAAA	6300
18665	3611	CCAGGATTAGTGACCAGGTTTTTCAGGAAAGGATTTGCTTCTCTCTAGAAAATGTCTGAAA	3670
Query	6301	GGATTTTATTTTCTGATGAAAGGCTGTATGAAAATACCCTCCTCAAAATAACTTGCTTAAC	6360
18665	3671	GGATTTTATTTTCTGATGAAAGGCTGTATGAAAATACCCTCCTCAAAATAACTTGCTTAAC	3730
Query	6361	TACATAAGATTCAGTGTGTCAATATTTCTATTTTGTATATTAATGCTATATAATGGGG	6420
18665	3731	TACATAAGATTCAGTGTGTCAATATTTCTATTTTGTATATTAATGCTATATAATGGGG	3790
Query	6421	ACAAAATCTATATATACTGTGTATGGCAATTAAGAAGCTTTTTCATTAATTTTATCA	6480
18665	3791	ACAAAATCTATATATACTGTGTATGGCAATTAAGAAGCTTTTTCATTAATTTTATCA	3850
Query	6481	CAGTAATTTTAAAAATGTGTAATAAATTAACCAGTGACTCCCTGTTTAAAAATAAAAGTTG	6540
18665	3851	CAGTAATTTTAAAAATGTGTAATAAATTAACCAGTGACTCCCTGTTTAAAAATAAAAGTTG	3910
Query	6541	TAGTTTTTTATTCATGCTGAATAATAATCTGTAGTTTaaaaaaagtGCTTTTTTACCCTA	6600
18665	3911	TAGTTTTTTATTCATGCTGAATAATAATCTGTAGTTTAAAAAAAGTGTCTTTTTACCCTA	3970
Query	6601	CGCAGTGAATGTCAGACTGTAAAACCTTGTGTGGAAATGTTTAACTTTTATTTTTTCAT	6660
18665	3971	CGCAGTGAATGTCAGACTGTAAAACCTTGTGTGGAAATGTTTAACTTTTATTTTTTCAT	4030
Query	6661	TTAAATTTGCTGTTCTGGTATTTACCAACCCACACAATTTGTACCGAATTCGCAGTAAATGT	6720
18665	4031	TTAAATTTGCTGTTCTGGTATTTACCAACCCACACAATTTGTACCGAATTCGCAGTAAATGT	4090
Query	6721	TAGCCAATTTACAGCAAATGCCAAAATATGGAGAAACATCATAAATAaaaaaaTCGTCTTTTC	6780
18665	4091	TAGCCAATTTACAGCAAATGCCAAAATATGGAGAAACATCATAAATAAAAAATCTGTCTTTTC	4150
Query	6781	ATTA 6784	

FIG. 7E

18665 4151 ATTA 4154

FIG. 7F

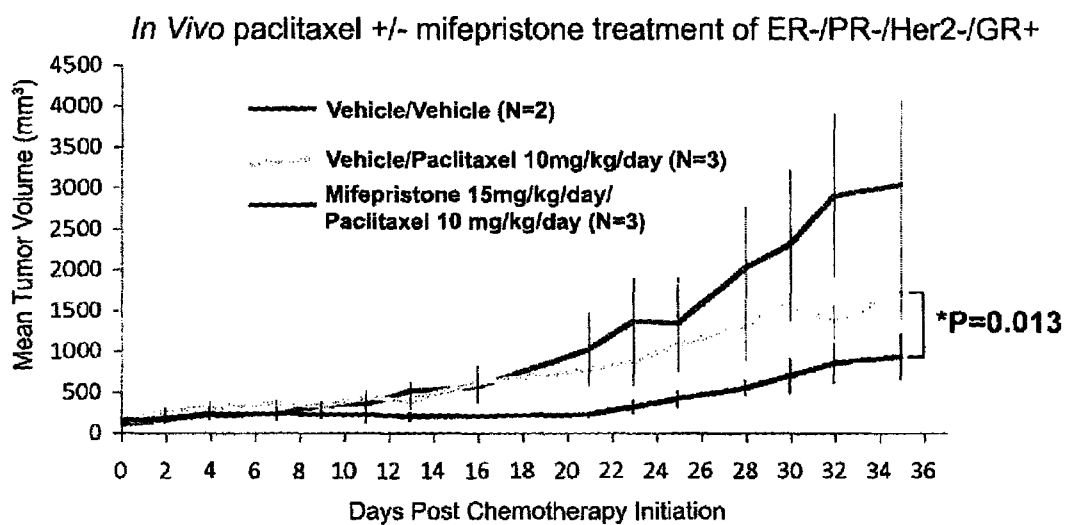


FIG. 8

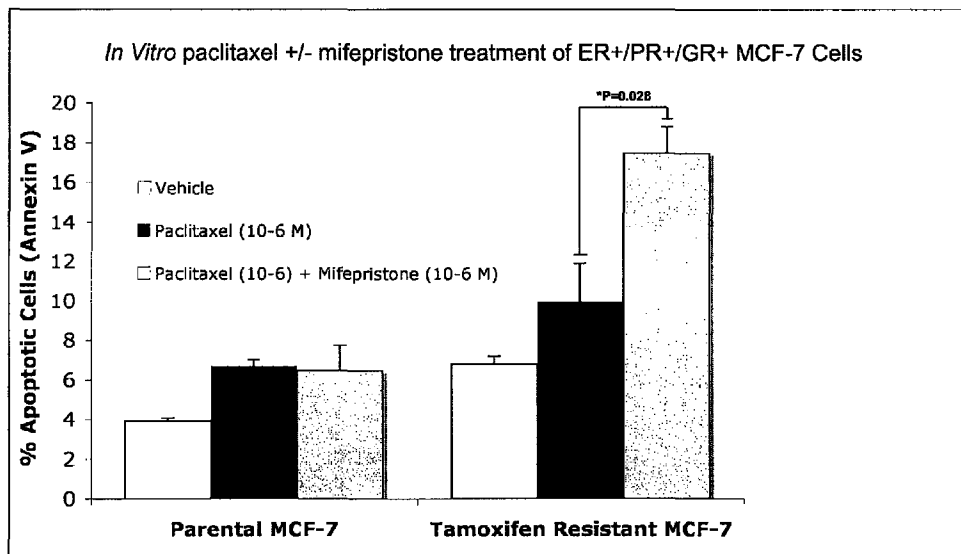


FIG. 9

METHODS AND COMPOSITIONS RELATED TO GLUCOCORTICOID RECEPTOR ANTAGONISTS AND BREAST CANCER

CROSS-REFERENCES TO RELATED APPLICATIONS

This application is a Continuation of U.S. application Ser. No. 14/172,051, filed Feb. 4, 2014, which is a Continuation of U.S. application Ser. No. 13/071,363, filed Mar. 24, 2011, which claims priority to U.S. Provisional Application No. 61/317,182, filed on Mar. 24, 2010, which is hereby incorporated by reference.

STATEMENT AS TO RIGHTS TO INVENTIONS MADE UNDER FEDERALLY SPONSORED RESEARCH AND DEVELOPMENT

This invention was made with government support under CA089208 awarded by the National Institutes of Health. The government has certain rights in the invention.

REFERENCE TO A "SEQUENCE LISTING," A TABLE, OR A COMPUTER PROGRAM LISTING APPENDIX SUBMITTED AS AN ASCII TEXT FILE

The Sequence Listing written in file 96487-908881.TXT, created on Jun. 5, 2014, 233,472 bytes, machine format IBM-PC, MS-Windows operating system, is hereby incorporated by reference in its entirety for all purposes.

BACKGROUND OF THE INVENTION

I. Field of the Invention

Embodiments of this invention are directed generally to biology and medicine. In certain aspects methods involve determining the prognosis for a breast cancer patient. In other embodiments, there are methods and compositions for treating a breast cancer patient with a glucocorticoid antagonist.

II. Background

There are over 1 million cases of breast cancer per year on a global basis, of which around 0.5 million are in the US, 40,000 are in the UK and nearly 2,000 in Ireland. It is the leading cause of cancer deaths among women (Keen and Davidson, 2003). Although the overall incidence of the disease is increasing within the western world, wider screening and improved treatments have led to a gradual decline in the fatality rate of about 1% per year since 1991. Inheritance of susceptibility genes, such as BRCA1 and BRCA2, account for only 5% of breast cancer cases and the factors responsible for the other 95% remain obscure (Grover and Martin, 2002). In the absence of a strategy to reduce causative agents of breast cancer, early detection remains the best approach to reducing the mortality rate of this disease. It is widely held that breast cancer initiates as the pre-malignant stage of atypical ductal hyperplasia (ADH), progresses into the pre-invasive stage of ductal carcinoma in situ (DCIS), and culminates in the potentially lethal stage of invasive ductal carcinoma (IDC). This linear model of breast cancer progression has been the rationale for the use of detection methods such as mammography in the hope of diagnosing and treating breast cancer at earlier clinical stages (Ma et al., 2003).

As more molecular information is being collated, diseases such as breast cancer are being sub-divided according to

genetic signatures linked to patient outcome, providing valuable information for the clinician. Emerging novel technologies in molecular medicine have already demonstrated their power in discriminating between disease sub-types that are not recognizable by traditional pathological criteria (Sorlie et al., 2001) and in identifying specific genetic events involved in cancer progression (Srinivas et al., 2002).

Endocrine therapy is a popular mode of treatment for all stages of breast cancer. A majority of breast cancers belong to the type in which growth is stimulated by the female sex hormones, estrogens and progesterone. Therefore some of the therapies are based on depriving the tumor of the hormone-induced growth stimulus. Some of the current modes of endocrine treatments include blockade of the estrogen receptor with an antiestrogen, e.g. tamoxifen; hormonal ablation by surgery (oophorectomy, adrenalectomy or hypophysectomy), radiotherapy or medically by administration of a luteinizing hormone-releasing hormone analogue (LH-RHa), e.g., goserelin; suppression of estrogen synthesis with aromatase inhibitors, e.g., anastrozole; pharmacological doses of estrogens and progestagens, e.g., megestrol acetate.

Despite recent advances, the challenge of cancer treatment, including breast cancer therapy remains. Progress is limited with respect to the development of specific treatment regimens to clinically distinct tumor types, and to personalize tumor treatment in order to maximize outcome and efficiency. Moreover, a number of patients exhibit chemotherapy resistance.

Mere classification of breast cancers into a few subgroups characterized by low to absent gene expression of the estrogen receptor (ER) alone may not reflect the cellular and molecular heterogeneity of breast cancer, and may not allow the design of treatment strategies maximizing patient response. Once a patient is diagnosed with cancer, such as breast or ovarian cancer, or an individual wants predisposition analysis, there is a strong need for methods that allow the physician to predict the expected course of disease, including the likelihood of cancer recurrence, long-term survival of the patient, and the like, and accordingly select an appropriate treatment option that is effective.

SUMMARY OF THE INVENTION

Embodiments concern methods, compositions, and apparatuses related to assessing, prognosing, and/or treating breast cancer patients. It concerns using information related to glucocorticoid receptor (GR) activity and/or expression in conjunction with information related to estrogen receptor (ER) activity or expression to identify patients with the least favorable prognosis based on current standards of care for breast cancer. Patients with relatively low levels of estrogen receptor expression and relatively high levels of glucocorticoid expression fall into a group of breast cancer patients with the least favorable prognosis (i.e., mortality rate).

Accordingly, methods concern evaluating a patient with breast cancer. Embodiments include evaluating a biological sample from a patient; evaluating breast cancer cells from a patient; evaluating a biological sample from a breast cancer patient; assessing a breast cancer patient; testing a breast cancer sample or biopsy; testing a breast tumor; prognosing a breast cancer patient; treating a breast cancer patient, particularly a patient with a particular profile related to ER and GR; determining a treatment for a breast cancer patient; altering a treatment plan for a breast cancer patient; reporting prognosis of a breast cancer patient; determining a prognosis score for a breast cancer patient; generating a

prognosis score for a breast cancer patient; assessing the risk of mortality of a breast cancer patient generally or within a certain time frame, such as 150 months from end of cancer treatment; generating an ER and GR expression profile for a breast cancer patient; comparing a patient's ER and GR expression profile to a standardized profile; and/or, determining a breast cancer patient has a poor prognosis based on the patient's ER and GR status.

Embodiments also cover apparatuses, kits, and computer readable medium and systems for assessing the level or activity of ER and/or GR in a patient's breast cancer sample and determining a prognosis; and/or treating the patient accordingly. It is specifically contemplated that a breast cancer patient is a human. Accordingly, in human patients, ER refers to an estrogen receptor in a human and GR refers to a glucocorticoid receptor in a human.

Some embodiments include generating an expression profile for glucocorticoid receptor, which means obtaining the level of expression of GR directly or indirectly by measuring or assaying activity or expression. Methods include directly measuring or assaying the level of expression or activity refers to measuring or assaying a sample to determine the level of GR expression (protein or transcript) in the cell. Indirectly obtaining the level of expression includes measuring or assaying expression or activity of a gene or protein that correlates with GR expression or activity. In some embodiments, the level of GR expression can be indirectly obtained by measuring or assaying expression of a GR-responsive gene, which refers to a gene whose expression is affected in a dose-dependent manner by GR expression or activity. Expression refers to either protein expression or RNA (transcript) expression. Methods may involve either type of expression and a variety of assays are well known to those of skill in the art. For example, quantitative PCR may be performed to obtain RNA expression levels. The Affymetrix chip used in the Examples also provides information regarding RNA expression levels. Alternatively, reagents to detect protein expression levels may be employed in embodiments. Methods may involve probes, primers, and/or antibodies that are specific to GR or ER in order to assess expression levels.

In some embodiments, the activity level of GR is measured by assaying the level of GR expression. In additional embodiments, GR expression is GR transcript expression. In other embodiments, GR expression is GR protein expression. As discussed above, in some embodiments, the activity level of GR is measured by assaying the expression level of one or more GR-responsive genes. A GR-responsive gene may be one or more of the following: MCL1, SAP30, DUSP1, SGK1, SMARCA2, PTGDS, TNFRSF9, SFN, LAPTM5, GPSM2, SORT1, DPT, NRP1, ACSL5, BIRC3, NNMT, IGFBP6, PLXNC1, SLC46A3, C14orf139, PIAS1, IDH2, SERPINF1, ERBB2, PECAM1, LBH, ST3GAL5, IL1R1, BIN1, WIPF1, TFP1, FN1, FAM134A, NRIP1, RAC2, SPP1, PHF15, BTN3A2, SESN1, MAP3K5, DPYSL2, SEMA4D, STOM, or MAOA.

In some embodiments, there is a step of assaying or measuring the activity level of glucocorticoid receptor (GR) in a biological sample from the patient containing breast cancer cells. As discussed above, the activity level of GR can be obtained directly or indirectly. It is specifically contemplated that levels of glucocorticoid activity or expression refers to activity or expression of GR α , GR β , or both. Unless specifically stated otherwise, the terms "glucocorticoid receptor" or "GR" refer to both forms. Embodiments discussed with respect to glucocorticoid receptor or GR may also be implemented solely with GR α or solely with GR β .

Methods may also include obtaining a level of estrogen receptor (ER) expression in breast cancer cells from the patient. The level can be obtained by obtaining the results of an assay that measured the level of ER expression. In some embodiments, the level is obtained by measuring or assaying the level of ER expression.

In some embodiments, the level of estrogen receptor expression in breast cancer cells from patient is obtained by measuring the level of estrogen receptor expression from the biological sample from the patient. In other embodiments, the level is obtained by receiving qualitative and/or quantitative data regarding the level.

In some embodiments, methods include identifying the patient as having or not having a risk factor for cancer recurrence based on the levels of ER and GR expression. Methods may involve categorizing the patient as ER+ or ER- based the level of estrogen receptor expression and a predetermined threshold value for ER expression. The term "ER+" refers to a classification of ER expression that indicates the patient expresses estrogen receptor in breast cancer cells at or above a certain level. The term "ER-" refers to a classification of ER expression that indicates the patient expresses estrogen receptor at a relatively low level in breast cancer cells, meaning at or below a certain level. In embodiments of the invention, that certain level or a predetermined threshold value is at, below, or above 1, 2, 3, 4, 5, 6, 7, 8, 9, 10, 11, 12, 13, 14, 15, 16, 17, 18, 19, 20, 21, 22, 23, 24, 25, 26, 27, 28, 29, 30, 31, 32, 33, 34, 35, 36, 37, 38, 39, 40, 41, 42, 43, 44, 45, 46, 47, 48, 49, 50, 51, 52, 53, 54, 55, 56, 57, 58, 59, 60, 61, 62, 63, 64, 65, 66, 67, 68, 69, 70, 71, 72, 73, 74, 75, 76, 77, 78, 79, 80, 81, 82, 83, 84, 85, 86, 87, 88, 89, 90, 91, 92, 93, 94, 95, 96, 97, 98, 99, 100 percentile, or any range derivable therein.

Methods may involve measuring the activity level of glucocorticoid receptor in a biological sample from the patient containing breast cancer cells and measuring the expression level of estrogen receptor in the biological sample.

In certain embodiments, the predetermined threshold value for ER expression identifies a patient as ER+ if the patient's ER expression level is in the 25th percentile or greater compared to a normalized sample. This means the patient may be designated as having a level of ER expression that is at or above 25, 26, 27, 28, 29, 30, 31, 32, 33, 34, 35, 36, 37, 38, 39, 40, 41, 42, 43, 44, 45, 46, 47, 48, 49, 50, 51, 52, 53, 54, 55, 56, 57, 58, 59, 60, 61, 62, 63, 64, 65, 66, 67, 68, 69, 70, 71, 72, 73, 74, 75, 76, 77, 78, 79, 80, 81, 82, 83, 84, 85, 86, 87, 88, 89, 90, 91, 92, 93, 94, 95, 96, 97, 98, 99, 100 percentile, or any range derivable therein. It is contemplated that in some cases, a patient may be designated as ER+ if the patient's ER expression level is at or above 10, 11, 12, 13, 14, 15, 16, 17, 18, 19, 20, 21, 22, 23, 24, 25, 26, 27, 28, 29, 30, 31, 32, 33, 34, 35, 36, 37, 38, 39, 40, 41, 42, 43, 44, 45, 46, 47, 48, 49, 50, 51, 52, 53, 54, 55, 56, 57, 58, 59, 60, 61, 62, 63, 64, 65, 66, 67, 68, 69, 70, 71, 72, 73, 74, 75, 76, 77, 78, 79, 80, 81, 82, 83, 84, 85, 86, 87, 88, 89, 90, 91, 92, 93, 94, 95, 96, 97, 98, 99, 100, or any range derivable therein. The patient may also be referred to as having a normal or high ER expression level. The higher the percentile, the higher the relative expression level.

In embodiments, methods may also involve categorizing the patient as GR+ or GR- based on a predetermined threshold value for GR activity. In some cases, a predetermined threshold value for GR activity is dependent on whether the patient is categorized as ER+ or ER-. Embodiments may involve a predetermined threshold value for GR activity that identifies a patient as GR+ if the patient is ER-

and GR activity level is in the 65th percentile or greater compared to a normalized sample. It is contemplated that in some cases, a patient may be designated as GR+ if the patient's GR expression level is at or above 10, 11, 12, 13, 14, 15, 16, 17, 18, 19, 20, 21, 22, 23, 24, 25, 26, 27, 28, 29, 30, 31, 32, 33, 34, 35, 36, 37, 38, 39, 40, 41, 42, 43, 44, 45, 46, 47, 48, 49, 50, 51, 52, 53, 54, 55, 56, 57, 58, 59, 60, 61, 62, 63, 64, 65, 66, 67, 68, 69, 70, 71, 72, 73, 74, 75, 76, 77, 78, 79, 80, 81, 82, 83, 84, 85, 86, 87, 88, 89, 90, 91, 92, 93, 94, 95, 96, 97, 98, 99, 100, or any range derivable therein. The threshold value may or may not be dependent on ER expression levels or status. In some embodiments, the threshold value depends on whether the patient is ER- or not. The higher the percentile, the higher the relative expression level.

Methods may involve the use of a normalized sample or control that is based on one or more breast cancer samples that are not from the patient being tested.

In some embodiments, methods involve calculating a prognosis score for the patient based on the levels of ER and/or GR expression. Methods may alternatively or additionally involve reporting a prognosis score or report the levels of ER and/or GR expression. The score or report may contain or reflect raw data regarding expression levels or it may reflect a categorization of the expression levels obtained. A score could indicate the risk factor for mortality, recurrence, and/or both. The score could be a number within a numeric scale in which one end of the scale is most favorable and the other end is the least favorable with respect to a prognosis for breast cancer.

In certain embodiments, methods may involve identifying the patient as having a poor prognosis if the patient is determined to have a glucocorticoid receptor activity level at or above a certain threshold level and a level of estrogen receptor that is at or below a second threshold level. In each case, the threshold levels are specific for each of GR and ER. In certain embodiments, it is contemplated that a GR level in the 65th percentile or above based on breast cancer patients whose are in the 35th percentile or below is indicative of a poor prognosis. In some embodiments, patients with a poor prognosis include a population of breast cancer patients that numbers approximately 10% or less.

Methods also include identifying the patient as having a poor prognosis if the patient is determined to have i) an activity level of glucocorticoid receptor that is higher than the activity level of glucocorticoid receptor in normalized control sample and ii) a expression level of estrogen receptor expression that is lower than the expression level of estrogen receptor in a normalized control sample. Consequently, methods of the invention include prognosing a breast cancer patient. In some cases, a patient is identified as having a relatively good prognosis.

Other embodiments include methods of treating a patient for breast cancer comprising: treating the patient for breast cancer after a biological sample from the patient containing breast cancer cells is analyzed for i) the activity level of glucocorticoid receptor and ii) the expression level of estrogen receptor. A patient may be treated with a different treatment protocol than the patient would have been treated with if the patient's biological sample had not been analyzed. In some embodiments, the patient is categorized as ER- and GR+ based on the activity level of the glucocorticoid receptor and the expression level of estrogen receptor. In some cases, the patient is treated with a more aggressive therapy than the patient would have been treated with if the patient had not been categorized as ER- and GR+. The term "more aggressive" refers to a treatment regimen that may

include more drugs or drugs with more severe side effects and/or it may include an increased dosage or increased frequency of drugs. It may also include radiation or a combination of therapies. In some cases, the therapy includes one or more chemotherapeutics and/or biologics. In some embodiments, the patient is treated with a therapy comprising an anti-angiogenic agent. In additional embodiments, the therapy further comprises a chemotherapeutic agent in addition to the anti-angiogenic agent. Embodiments also include administering a glucocorticoid receptor antagonist and/or tyrosine kinase inhibitor.

Embodiments may also include where the patient is treated with more than one type of cancer therapy. This may be after the patient is determined to have a particular prognosis or after the status of the patient's GR and ER expression profile is known. In some embodiments, certain treatments are provided to an ER-/GR+ breast cancer patient who might have otherwise been treated with a less aggressive treatment for breast cancer. In some embodiments, a patient is treated with at least two of the following: radiation, chemotherapy, or a biologic. In particular embodiments, the patient may be treated with a kinase inhibitor and/or anti-angiogenic agent.

Methods may also involve obtaining a biological sample comprising breast cancer cells from the patient and categorizing the patient as i) GR+ or GR- based on the level of glucocorticoid activity assayed in the sample and compared to a predetermined threshold value for GR activity; and ii) ER+ or ER- based on the level of estrogen receptor expression assayed in the sample and compared to a predetermined threshold value for ER expression.

Any method may also include treating the patient for breast cancer, which may include directly administering or providing a cancer therapy. In some embodiments, a practitioner or doctor may prescribe a cancer therapy that the patient administers to herself.

To achieve these methods, a doctor, medical practitioner, or their staff may retrieve a biological sample from a patient for evaluation. The sample may be a biopsy, such as a breast tissue or tumor biopsy. The sample may be analyzed by the practitioner or their staff, or it may be sent to an outside or independent laboratory. The medical practitioner may be cognizant of whether the test is providing information regarding the patient's level of GR and/or ER expression or activity, or the medical practitioner may be aware only that the test indicates directly or indirectly that the test reflects that the patient has a particular prognosis or can be given a particular prognosis score. Furthermore, the practitioner may know the patient's ER or GR status, such as ER+ or ER-, or GR+ or GR-. Alternatively, she may be aware only that the test or assay indicates the patient has a poor prognosis, or the worst prognosis.

Embodiments also concern kits to determine glucocorticoid receptor status in breast cancer cells comprising: (a) one or more reagents for determining expression levels of NR3C1 in a biological sample; and (b) an algorithm and software encoding the algorithm for calculating a risk factor index from the expression of NR3C1 in a sample and the estrogen receptor status of the breast cancer cells to determine a prognosis or a prognosis score. Kits may also include one or more reagents for determining expression levels of ESR1 in the biological sample to provide estrogen receptor status.

Other embodiments include a computer readable medium having software modules for performing a method comprising the acts of: (a) comparing glucocorticoid receptor data obtained from a patient's breast cancer sample with a

reference; and (b) providing an assessment of glucocorticoid receptor status to a physician for use in determining an appropriate therapeutic regimen for a patient. In further embodiments, the computer readable medium further comprises a software module for assessing estrogen receptor status of the patient's breast cancer sample.

Computer systems are also included. In some embodiments, they have a processor, memory, external data storage, input/output mechanisms, a display, for assessing glucocorticoid receptor activity, comprising: (a) a database; (b) logic mechanisms in the computer generating for the database a GR-responsive gene expression reference; and (c) a comparing mechanism in the computer for comparing the GR-responsive gene expression reference to expression data from a patient sample using a comparison model to determine a GR gene expression profile of the sample.

Other embodiments include an internet accessible portal for providing biological information constructed and arranged to execute a computer-implemented method for providing: (a) a comparison of gene expression data of one or more GR-responsive genes in a patient sample with a calculated reporter index; and (b) providing an assessment of GR activity or expression to a physician for use in determining an appropriate therapeutic regime for a patient.

In addition to compiling, collecting and or processing data related to GR status, methods, media and systems may also include the same embodiments with respect to data related to ER status. Such aspects may be instead of or in addition to the aspects related to GR status or data.

Embodiments also include methods of killing breast cancer cells comprising administering to a breast cancer patient an effective amount of a combination of anti-cancer compounds, wherein the anticancer compounds comprise a glucocorticoid receptor antagonist and a chemotherapeutic.

In other embodiments, there are methods for treating breast cancer in a patient comprising administering to the patient an effective amount of glucocorticoid receptor antagonist and a chemotherapeutic.

In further embodiments, methods are provided for treating chemotherapy-insensitive breast cancer cells comprising administering to a breast cancer patient an effective amount of a glucocorticoid receptor antagonist followed by chemotherapy.

Other methods include methods for treating breast cancer in a patient comprising: a) administering radiation or at least a first chemotherapeutic to the patient; b) subsequently administering an effective amount of a glucocorticoid receptor antagonist to the patient; and, c) administering radiation again or at least a second chemotherapeutic to the patient after the glucocorticoid receptor antagonist is administered to the patient.

In some embodiments, there are methods for treating breast cancer in a patient comprising: a) administering an effective amount of a glucocorticoid receptor antagonist to the patient, wherein the patient expresses detectable levels of GR prior to administration of the GR antagonist; b) then administering an effective amount of radiation or at least one chemotherapeutic.

It is contemplated that in methods described herein, breast cancer cells may undergo apoptosis following treatment set forth herein. Moreover, in some embodiments, the combination of a glucocorticoid receptor antagonist and an anti-cancer agent or compound induces more apoptosis than treatment with just the anticancer treatment alone. In other methods, it is specifically contemplated to exclude treatment with a synthetic glucocorticoid, such as dexamethasone.

Glucocorticoid receptor antagonists are known to those of skill in the art. It refers to a compound or substance that that does not provoke a biological response itself upon binding to the glucocorticoid receptor, but blocks or dampens agonist-mediated responses. Examples include, but are not limited to, beclometasone, betamethasone, budesonide, ciclesonide, flunisolide, fluticasone, mifepristone, mometasone, and triamcinolone. In additional embodiments, the glucocorticoid receptor antagonist has undetectable level or a lower level of activity as a progesterone receptor antagonist. In certain embodiments, the glucocorticoid receptor antagonist has greater than 10-fold, 50-fold, 100-fold, 200-fold, 300-fold, 400-fold, 500-fold, 1000-fold lower binding activity (or any range derivable therein) for another hormone receptor compared to its binding activity for glucocorticoid receptor. In specific embodiments the hormone receptor is estrogen receptor or progesterone receptor.

In some embodiments, a patient had been previously treated with an anti-cancer therapy, such as radiation, chemotherapy, or immunotherapy (or a combination or multiple therapies thereof). In certain embodiments, a first anti-cancer therapy prior to therapy with glucocorticoid receptor antagonist was last administered more than two weeks prior to the glucocorticoid receptor antagonist or its combination with a second anti-cancer therapy. In certain embodiments, this first anti-cancer therapy that does not include a glucocorticoid receptor antagonist was last administered to the breast cancer patient at least 7, 8, 9, 10, 11, 12, 13, 14 days, and/or 1, 2, 3, 4, or 5 weeks, and/or 1, 2, 3, 4, 5, 6, 7, 8, 9, 10, 11, or 12 months prior to treatment with a glucocorticoid receptor antagonist. Treatment methods may be applied to breast cancer or breast cancer cells that are chemo-resistant or breast cancer cells that are not chemo-sensitive. Moreover, treatment may be applied to breast cancer or to breast cancer cells that were previously administered a first apoptosis inducing agent, but were resistant to apoptosis.

In some embodiments, the breast cancer cells are determined to be resistant to apoptosis. In additional embodiments, the breast cancer or the breast cancer cells are determined not to be chemo-sensitive or are determined to be chemo-resistant. This determination may be based on the results of a genetic test or based on information obtained from an assessment of a tumor or the breast cancer after treatment with a first anti-cancer therapy. In specific embodiments, the first anti-cancer therapy is a chemotherapeutic, Herceptin®, radiation, a combination of chemotherapeutics, or a combination of one or more chemotherapeutic agents and Herceptin®.

In additional embodiments, the breast cancer cells express a detectable level of glucocorticoid receptor or its transcript. In some embodiments, the patient is determined to have breast cancer cells that express a detectable level of glucocorticoid receptor or its transcript. This may be determined directly or indirectly.

It is contemplated that breast cancer cells may be treated with a glucocorticoid receptor antagonist regardless of estrogen receptor status. Therefore, breast cancer cells may be estrogen receptor-negative (ER-) or estrogen receptor-positive (ER+), accordingly to a standardized and industry accepted test for ER status. In certain embodiments, the breast cancer cells do not express any detectable levels of ER; in other embodiments, ER expression is detectable in the breast cancer cells.

It is contemplated that breast cancer cells may be treated with a glucocorticoid receptor antagonist depending on or regardless of progesterone receptor status. Therefore, breast cancer cells may be progesterone receptor-negative (PR-) or

progesterone receptor-positive (PR+), accordingly to a standardized and industry accepted test for ER status. In certain embodiments, the breast cancer cells do not express any detectable levels of PR; in other embodiments, PR expression is detectable in the breast cancer cells.

Methods involve treating breast cancer, particularly a chemo-resistant breast cancer, with a combination of therapies that includes a glucocorticoid receptor antagonist and an anticancer therapy that induces apoptosis (together they may be referred to as a combination of anti-cancer agents or compounds), such as a chemotherapeutic. In some embodiments, the chemotherapeutic is capecitabine, carboplatin, cyclophosphamide (Cytoxan), daunorubicin, docetaxel (Taxotere), doxorubicin (Adriamycin), epirubicin (Ellence), fluorouracil (also called 5-fluorouracil or 5-FU), gemcitabine, eribulin, ixabepilone, methotrexate, mitomycin C, mitoxantrone, paclitaxel (Taxol), thiotepa, vincristine, or vinorelbine, or a combination of these agents. In other embodiments, therapy with a glucocorticoid receptor antagonist is combined Herceptin®, radiation, chemotherapeutic(s) and radiation, a combination of chemotherapeutics, or a combination of one or more chemotherapeutic agents and Herceptin®.

It is contemplated that in some embodiments of the combination therapy the glucocorticoid receptor antagonist is administered within 5, 10, 30, 45, 60 minutes, and/or 1, 2, 3, 4, 5, 6, 7, 8, 9, 10, 11, 12, 13, 14, 15, 16, 17, 18, 19, 20, 21, 22, 23, 24 hours, and/or 1, 2, 3, 4, 5, 6, 7 days, or any combination thereof within administration of at least one or the combination of the anti-cancer agents or compounds. In specific embodiments, the glucocorticoid receptor antagonist is administered within 2 hours, 12 hours or 24 hours of administration of an anticancer agent or compound (or a combination of such agents or compounds).

It is specifically contemplated that treatment may continue or be repeated. In some embodiments, once treated with the combination of a glucocorticoid receptor antagonist and at least one anticancer agent or compound, all or part of the treatment may be repeated alone or in combination with a different anticancer agent or compound.

In certain embodiments, the glucocorticoid receptor antagonist is administered prior to as the other agent or therapy included in the combination therapy. In certain embodiments, the glucocorticoid receptor antagonist is administered 5, 10, 30, 45, 60 minutes, and/or 1, 2, 3, 4, 5, 6, 7, 8, 9, 10, 11, 12, 13, 14, 15, 16, 17, 18, 19, 20, 21, 22, 23, 24 hours, and/or 1, 2, 3, 4, 5, 6, 7 days, or any combination thereof prior to administration of at least one or the combination of the anti-cancer agents or compounds. It is specifically contemplated that in some embodiments, the glucocorticoid receptor antagonist is given prior to administration of the anticancer agent or compound but that the glucocorticoid receptor antagonist is also given concurrently with or after administration of the initial or a subsequent dose of the anticancer agent or compound. As discussed throughout, the anticancer agent or compound may be in a combination of such agents or compounds. In certain embodiments, the glucocorticoid receptor antagonist is administered up to three days prior to administering the anticancer agent or compound.

Additionally or alternatively, the glucocorticoid receptor antagonist is administered after administration of the other agent or therapy included in the combination therapy. In certain embodiments, the glucocorticoid receptor antagonist is administered 5, 10, 30, 45, 60 minutes, and/or 1, 2, 3, 4, 5, 6, 7, 8, 9, 10, 11, 12, 13, 14, 15, 16, 17, 18, 19, 20, 21, 22, 23, 24 hours, and/or 1, 2, 3, 4, 5, 6, 7 days, or any

combination thereof after administration of at least one or the combination of the anti-cancer agents or compounds. It is specifically contemplated that in some embodiments, the glucocorticoid receptor antagonist is given after administration of the anticancer agent or compound; such administration may be repeated. As discussed throughout, the anticancer agent or compound may be in a combination of such agents or compounds. In certain embodiments, the glucocorticoid receptor antagonist is administered up to three days after administering the anticancer agent or compound.

In certain embodiments, the breast cancer is an unresectable breast cancer. In further embodiments, the breast cancer is inflammatory breast cancer.

It is specifically contemplated that in some methods, dexamethasone has not been administered to the patient within 24 hours of administration of the glucocorticoid receptor antagonist.

Compositions are contemplated to include a glucocorticoid receptor antagonist and any other anticancer compound discussed herein, such a Herceptin or one or more chemotherapeutic compounds. In some embodiments, the composition is in a pharmaceutically acceptable formulation.

Use of the one or more compositions may be employed based on methods described herein. Other embodiments are discussed throughout this application. Any embodiment discussed with respect to one aspect of the invention applies to other aspects of the invention as well and vice versa. The embodiments in the Example section are understood to be embodiments that are applicable to all aspects of the technology described herein.

“Cancer prognosis” generally refers to a forecast or prediction of the probable course or outcome of the cancer. As used herein, cancer prognosis includes the forecast or prediction of any one or more of the following: duration of survival of a patient susceptible to or diagnosed with a cancer, duration of recurrence-free survival, duration of progression free survival of a patient susceptible to or diagnosed with a cancer, response rate in a group of patients susceptible to or diagnosed with a cancer, and/or duration of response in a patient or a group of patients susceptible to or diagnosed with a cancer.

In certain aspects, prognosis is an estimation of the likelihood of metastasis free survival of said patient over a predetermined period of time, e.g., over a period of 5 years.

In further aspects, prognosis is an estimation of the likelihood of death of disease of said patient over a predetermined period of time, e.g., over a period of 5 years.

The term “recurrence” refers to the detection of breast cancer in form of metastatic spread of tumor cells, local recurrence, contralateral recurrence or recurrence of breast cancer at any site of the body of the patient after breast cancer had been substantially undetectable or responsive to treatments.

As used herein, “prognostic for cancer” means providing a forecast or prediction of the probable course or outcome of the cancer. In some embodiments, “prognostic for cancer” comprises providing the forecast or prediction of (prognostic for) any one or more of the following: duration of survival of a patient susceptible to or diagnosed with a cancer, duration of recurrence-free survival, duration of progression free survival of a patient susceptible to or diagnosed with a cancer, response rate in a group of patients susceptible to or diagnosed with a cancer, and/or duration of response in a patient or a group of patients susceptible to or diagnosed with a cancer.

By “gene” is meant any polynucleotide sequence or portion thereof with a functional role in encoding or transcribing a protein or regulating other gene expression. The gene may consist of all the nucleic acids responsible for encoding a functional protein or only a portion of the nucleic acids responsible for encoding or expressing a protein. The polynucleotide sequence may contain a genetic abnormality within exons, introns, initiation or termination regions, promoter sequences, other regulatory sequences or unique adjacent regions to the gene.

As used herein, “treatment” or “therapy” is an approach for obtaining beneficial or desired clinical results. This includes: reduce the number of cancer cells; reduce the tumor size; inhibit (i.e., slow to some extent and/or stop) cancer cell infiltration into peripheral organs; inhibit (i.e., slow to some extent and/or stop) tumor metastasis; inhibit, to some extent, tumor growth; and/or relieve to some extent one or more of the symptoms associated with the disorder, shrinking the size of the tumor, decreasing symptoms resulting from the disease, increasing the quality of life of those suffering from the disease, decreasing the dose of other medications required to treat the disease, delaying the progression of the disease, and/or prolonging survival of patients.

The term “therapeutically effective amount” refers to an amount of the drug that may reduce the number of cancer cells; reduce the tumor size; inhibit (i.e., slow to some extent and preferably stop) cancer cell infiltration into peripheral organs; inhibit (i.e., slow to some extent and preferably stop) tumor metastasis; inhibit, to some extent, tumor growth; and/or relieve to some extent one or more of the symptoms associated with the disorder. To the extent the drug may prevent growth and/or kill existing cancer cells, it may be cytostatic and/or cytotoxic. For cancer therapy, efficacy in vivo can, for example, be measured by assessing the duration of survival, time to disease progression (TTP), the response rates (RR), duration of response, and/or quality of life.

The terms “overexpress”, “overexpression”, “overexpressed”, “up-regulate”, or “up-regulated” interchangeably refer to a biomarker that is transcribed or translated at a detectably greater level, usually in a cancer cell, in comparison to a non-cancer cell or cancer cell that is not associated with the worst or poorest prognosis. The term includes overexpression due to transcription, post-transcriptional processing, translation, post-translational processing, cellular localization, and/or RNA and protein stability, as compared to a non-cancer cell or cancer cell that is not associated with the worst or poorest prognosis. Overexpression can be detected using conventional techniques for detecting mRNA (i.e., RT-PCR, PCR, hybridization) or proteins (i.e., ELISA, immunohistochemical techniques, mass spectroscopy). Overexpression can be 10%, 20%, 30%, 40%, 50%, 60%, 70%, 80%, 90% or more in comparison to a normal cell or cancer cell that is not associated with the worst or poorest prognosis. In certain instances, overexpression is 1-fold, 2-fold, 3-fold, 4-fold 5, 6, 7, 8, 9, 10, or 15-fold or more higher levels of transcription or translation in comparison to a non-cancer cell or cancer cell that is not associated with the worst or poorest prognosis.

“Biological sample” includes sections of tissues such as biopsy and autopsy samples, and frozen sections taken for histologic purposes. Such samples include breast cancer tissues, cultured cells, e.g., primary cultures, explants, and transformed cells. A biological sample is typically obtained from a mammal, such as a primate, e.g., human.

A “biopsy” refers to the process of removing a tissue sample for diagnostic or prognostic evaluation, and to the tissue specimen itself. Any biopsy technique known in the art can be applied to the diagnostic and prognostic methods of the present invention. The biopsy technique applied will depend on the tissue type to be evaluated (e.g., breast), the size and type of the tumor, among other factors. Representative biopsy techniques include, but are not limited to, excisional biopsy, incisional biopsy, needle biopsy, and surgical biopsy. An “excisional biopsy” refers to the removal of an entire tumor mass with a small margin of normal tissue surrounding it. An “incisional biopsy” refers to the removal of a wedge of tissue that includes a cross-sectional diameter of the tumor. A diagnosis or prognosis made by endoscopy or fluoroscopy can require a “core-needle biopsy”, or a “fine-needle aspiration biopsy” which generally obtains a suspension of cells from within a target tissue. Biopsy techniques are discussed, for example, in Harrison’s Principles of Internal Medicine, 2005. Obtaining a biopsy includes both direct and indirect methods, including obtaining the biopsy from the patient or obtaining the biopsy sample after it is removed from the patient.

The use of the word “a” or “an” when used in conjunction with the term “comprising” in the claims and/or the specification may mean “one,” but it is also consistent with the meaning of “one or more,” “at least one,” and “one or more than one.”

Throughout this application, the term “about” is used to indicate that a value includes the standard deviation of error for the device or method being employed to determine the value.

The use of the term “or” in the claims is used to mean “and/or” unless explicitly indicated to refer to alternatives only or the alternatives are mutually exclusive, although the disclosure supports a definition that refers to only alternatives and “and/or.” It is also contemplated that anything listed using the term “or” may also be specifically excluded.

As used in this specification and claim(s), the words “comprising” (and any form of comprising, such as “comprise” and “comprises”), “having” (and any form of having, such as “have” and “has”), “including” (and any form of including, such as “includes” and “include”) or “containing” (and any form of containing, such as “contains” and “contain”) are inclusive or open-ended and do not exclude additional, unrecited elements or method steps.

Other objects, features and advantages of the present invention will become apparent from the following detailed description. It should be understood, however, that the detailed description and the specific examples, while indicating specific embodiments of the invention, are given by way of illustration only, since various changes and modifications within the spirit and scope of the invention will become apparent to those skilled in the art from this detailed description.

DESCRIPTION OF THE DRAWINGS

The following drawings form part of the present specification and are included to further demonstrate certain aspects of the present invention. The invention may be better understood by reference to one or more of these drawings in combination with the detailed description of specific embodiments presented herein.

FIG. 1. Primary human breast ductal epithelium, DCIS (60%) in vasive human cancers (~30-40%) exhibit significant glucocorticoid receptor expression.

FIG. 2. Unsupervised cluster analysis identifies GR target gene signature (Sig+) vs Sig- tumors (n=68 genes) A GR-regulated gene expression set from MCF10A-Myc (ER-/GR+) cells treated +/-Dex from 30m-24 h was used to perform a two dimensional unsupervised clustering analysis on the NKI-295 early breast cancer gene expression data set (n=2034 starting genes). GR-regulated genes (n=68) that separate these tumors into two groups (GRsig+=Red and GRsig-=Green) are shown in rows while each column represents a patient. Several EMT genes (e.g. Snail) and known anti-apoptotic genes are included.

FIG. 3. NR3C1 expression correlates with GR signature gene expression. The GRsig+vs. GRsig- tumor designations correlate with higher NR3C1 vs. lower expression, respectively. For ESR1+ tumors (orange) the $P < 0.00001$ and for ESR1- tumors (green) $p = 0.7$ (t test). Error bars are +/-SD.

FIG. 4. RFS of GR gene expression signature. The GR signature predicts a differential prognosis for ESR1+ patients and ESR1- pts with respect to GR-signature expression. ESR1-/GR+ signature patients have the worst prognosis.

FIG. 5. Meta-analysis of NR3C1 expression and RFS.

FIG. 6. Common genes differentially expressed in ESR1- and NR3C1 +/- tumors, ChIP-seq and gene expression in Dex-treated MCF10A-Myc cells.

FIG. 7A-F. Schematic of glucocorticoid receptor (GR) isoforms. GR alpha=SEQ ID NO:47; GR beta=SEQ ID NO:48.

FIG. 8. Administration of mifepristone increases MDA-MB-231 tumor susceptibility to paclitaxel treatment in vivo.

FIG. 9. Mifepristone pretreatment increases tamoxifen-resistant MCF-7 (T-R-MCF-7), but not parental MCF-7 cell susceptibility to paclitaxel in vitro.

DETAILED DESCRIPTION OF THE INVENTION

Glucocorticoid receptor (GR) activation initiates a potent cell survival signal in ER-breast cancer models. However, GR activity has not been previously examined in primary human breast cancers. Because anti-apoptotic signaling is believed to be an important determinant of breast cancer viability and relapse, the inventors contemplate that early stage primary human breast cancer demonstrates a correlation between high GR (NR3C1) and GR-mediated gene expression and cancer recurrence.

The Dutch NKI 295 data set was examined and the inventors determined that a gene expression signature of 68 GR-regulated genes (based on in vitro data) could cluster patients into different groups with differential outcome. In addition, it was found that GR-mediated gene expression correlated with NR3C1 expression levels. The inventors examined NR3C1 tumor expression in a much larger meta-dataset and again found that ER-/GR (NR3C1)+ patients did the worst. Moreover, key cell survival genes identified as GR gene targets from ChIP-seq experiments were differentially expressed.

I. Hormone Receptor Status of Breast Cancer

Intracellular receptors (IRs) form a class of structurally-related genetic regulators scientists have named "ligand dependent transcription factors" (R. M. Evans, Science, 240:889, 1988). Steroid receptors are a recognized subset of the IRs, including androgen receptor (AR), progesterone receptor (PR), estrogen receptor (ER), glucocorticoid receptor (GR), and mineralocorticoid receptor (MR). Regulation of a gene by such factors requires both the IR itself and a

corresponding ligand, which has the ability to selectively bind to the IR in a way that affects gene transcription.

Naturally occurring as well as synthetic steroidal glucocorticoids (e.g., cortisol, cortisone, prednisolone, dexamethasone) have been widely used for over fifty years for the treatment of acute and chronic inflammatory and immune disorders. In particular, glucocorticoids have been prescribed for the treatment of rheumatoid arthritis, osteoarthritis, rheumatic fever, asthma, allergic rhinitis, systemic lupus erythematosus, chronic obstructive pulmonary disease, Crohn's disease, inflammatory bowel disease, and ulcerative colitis. However, the use of glucocorticoids is often associated with severe and sometimes irreversible side effects such as bone loss/osteoporosis, hyperglycemia, diabetes mellitus, hypertension, glaucoma, muscle atrophy, Cushing's syndrome, and psychosis.

Glucocorticoids exert their pharmacological effects by regulating gene transcription after the formation of a complex with the glucocorticoid receptor (GR). GR-glucocorticoid complex affects gene transcription by translocating to the nucleus after binding of the glucocorticoid where it acts as a dimer in binding to DNA glucocorticoid hormone response elements (GREs) in the promoter regions of particular genes. The GR-glucocorticoid/GRE complex then, in turn, activates (transactivation) or inhibits transcription of proximally located genes. Conversely, the GR-glucocorticoid complex may negatively regulate gene transcription by a process that does not involve binding to DNA. In this process, termed transrepression, following binding of the glucocorticoid, the complexed GR enters the nucleus where it acts as a monomer to directly interact (via protein-protein interaction) with other transcription factors, repressing their ability to induce gene transcription and thus protein expression.

Estrogen, mediated through the estrogen receptor (ER), plays a major role in regulating the growth and differentiation of normal breast epithelium (Pike et al. Epidemiologic Reviews (1993) 15(1):17-35; Henderson et al. Cancer Res. (1988) 48:246-253). It stimulates cell proliferation and regulates the expression of other genes, including the progesterone receptor (PgR). PgR then mediates the mitogenic effect of progesterone, further stimulating proliferation (Pike et al., 1993; Henderson et al., 1988). The molecular differences between estrogen receptor ("ER") negative and ER positive tumors are significant in light of clinical observations which indicate that the nature and biological behavior of ER positive and ER negative tumors are distinct even in the absence of hormonal therapy. For example, ER negative cancers tend to recur sooner and show a different rate of recurrence in distant organ sites compared to ER positive tumors. Clinical observations and molecular profiling data suggest that tumors not expressing both ER and PgR represent a different clinical entity in terms of chemotherapy responsiveness. (Colleoni et al., Annals of Oncology 11(8): 1057 (2000)). Thus, ER negative and ER positive breast cancers are two distinct disease entities rather than phenotypic variations of the same disease.

Relatively increased expression of these genes in primary ER-negative human breast tumors is associated with high GR expression and with an earlier relapse in ER-negative breast cancer patients (described herein). Activation of the glucocorticoid receptor (GR) in epithelial cells has been shown to initiate an anti-apoptotic (i.e., cell survival) signaling pathway that prevents breast (Wu et al, 2004) and ovarian cancer (Melhem et al, 2009) cell death in vitro and in vivo (Pang et al, 2006). Blocking or antagonizing GR activation with a GR antagonist such as mifepristone

reverses cell survival signaling pathways initiated by the GR (Moran et al., 2000). Other GR antagonists (e.g., dexamethasone oxetanone) also reverse GR-mediated cell survival and potentiate apoptosis in response to cell stressors such as growth factor withdrawal (Mikosz et al, 2001). The mechanism(s) whereby GR activation protects from cell death includes the transcriptional upregulation of genes encoding anti-apoptotic proteins such as SGK1, MKP1, MCL1, and BIRC3. However, experiments with a glucocorticoid receptor antagonist, RU486, in conjunction with dexamethasone did not increase the number of apoptotic cells induced by paclitaxel, compared to paclitaxel alone (Wu et al., 2004).

II. Biomarkers and Evaluating Levels of Biomarkers

Biomarkers for prognosing human breast cancer patients have been identified. They include estrogen receptor (ER) in combination with the activity of the glucocorticoid receptor (GR) activity. It is contemplated that these biomarkers may be evaluated based on their gene products. In some embodiments, the gene product is the RNA transcript. In other embodiments, the gene product is the protein expressed by the RNA transcript. In still another embodiment is the evaluation of surrogate genes or gene targets of ER, GR, or ER and GR.

In certain aspects a meta-analysis of expression or activity can be performed. In statistics, a meta-analysis combines the results of several studies that address a set of related research hypotheses. This is normally done by identification of a common measure of effect size, which is modeled using a form of meta-regression. Generally, three types of models can be distinguished in the literature on meta-analysis: simple regression, fixed effects meta-regression and random effects meta-regression. Resulting overall averages when controlling for study characteristics can be considered meta-effect sizes, which are more powerful estimates of the true effect size than those derived in a single study under a given single set of assumptions and conditions. A meta-gene expression value, in this context, is to be understood as being the median of the normalized expression of a marker gene or activity. Normalization of the expression of a marker gene is preferably achieved by dividing the expression level of the individual marker gene to be normalized by the respective individual median expression of this marker genes, wherein said median expression is preferably calculated from multiple measurements of the respective gene in a sufficiently large cohort of test individuals. The test cohort preferably comprises at least 3, 10, 100, 200, 1000 individuals or more including all values and ranges thereof. Dataset-specific bias can be removed or minimized allowing multiple datasets to be combined for meta-analyses (See Sims et al. BMC Medical Genomics (1:42), 1-14, 2008, which is incorporated herein by reference in its entirety).

The calculation of a meta-gene expression value is performed by: (i) determining the gene expression value of at least two, preferably more genes (ii) "normalizing" the gene expression value of each individual gene by dividing the expression value with a coefficient which is approximately the median expression value of the respective gene in a representative breast cancer cohort (iii) calculating the median of the group of normalized gene expression values.

A gene shall be understood to be specifically expressed in a certain cell type if the expression level of said gene in said cell type is at least 2-fold, 5-fold, 10-fold, 100-fold, 1000-fold, or 10000-fold higher than in a reference cell type, or in a mixture of reference cell types. Reference cell types include non-cancerous breast tissue cells or a heterogenous population of breast cancers.

In certain algorithms a suitable threshold level is first determined for a marker gene. The suitable threshold level can be determined from measurements of the marker gene expression in multiple individuals from a test cohort. The median expression of the marker gene in said multiple expression measurements is taken as the suitable threshold value.

Comparison of multiple marker genes with a threshold level can be performed as follows:

1. The individual marker genes are compared to their respective threshold levels.

2. The number of marker genes, the expression level of which is above their respective threshold level, is determined.

3. If a marker genes is expressed above its respective threshold level, then the expression level of the marker gene is taken to be "above the threshold level".

"A sufficiently large number", in this context, means preferably 30%, 50%, 80%, 90%, or 95% of the marker genes used.

In certain aspects, the determination of expression levels is on a gene chip, such as an Affymetrix™ gene chip.

In another aspect, the determination of expression levels is done by kinetic real time PCR.

In certain aspects, the methods can relate to a system for performing such methods, the system comprising (a) apparatus or device for storing data on the ER or nodal status of the patient; (b) apparatus or device for determining the expression level of at least one marker gene or activity; (c) apparatus or device for comparing the expression level of the first marker gene or activity with a predetermined first threshold value; (d) apparatus or device for determining the expression level of at least one second marker gene or activity; and (e) computing apparatus or device programmed to provide a unfavorable or poor prognosis if the data indicates a negative ER status and an increased or decreased expression level of said first marker gene or activity (e.g., GR expression or activity) with the predetermined first threshold value and, alternatively, the expression level of said second marker gene is above or below a predetermined second threshold level.

The person skilled in the art readily appreciates that an unfavorable or poor prognosis can be given if the expression level of the first marker gene with the predetermined first threshold value indicates a tumor that is likely to recur or not respond well to standard therapies.

The expression patterns can also be compared by using one or more ratios between the expression levels of different breast cancer biomarkers. Other suitable measures or indicators can also be employed for assessing the relationship or difference between different expression patterns.

The GR nucleic acid and protein sequences are provided in GenBank accession number AY436590. The ER nucleic acid and protein sequences are provided in GenBank accession number NG_008493. The content of all of these GenBank Accession numbers is specifically incorporated herein by reference as of the filing date of this application.

The following biomarkers are provided for implementation with embodiments discussed herein. All of them designate nucleic acid sequences for the particular gene identifier. Nucleic acid sequences related to these gene designation can be found in the Genbank sequence databases. Additional biomarkers include the MCL1, SAP30, DUSP1, SGK1, SMARCA2, PTGDS, TNFRSF9, SFN, LAPTM5, GPSM2, SORT1, DPT, NRP1, ACSL5, BIRC3, NNMT, IGFBP6, PLXNC1, SLC46A3, C14orf139, PIAS1, IDH2, SERPINF1, ERBB2, PECAM1, LBH, ST3GAL5,

IL1R1, BIN1, WIPF1, TFP1, FN1, FAM134A, NRIP1, RAC2, SPP1, PHF15, BTN3A2, SESN1, MAP3K5, DPYSL2, SEMA4D, STOM, and MAOA genes.

One or more of the biomarkers can be used to prognose a human patient with breast cancer. The expression pattern of these biomarkers in breast cancer cells may be used to evaluate a patient to determine whether they are likely to respond to standard chemotherapy, likely not to respond to standard chemotherapy, or likely to relapse after standard chemotherapy.

The expression levels of breast cancer biomarkers can be compared to reference expression levels using various methods. These reference levels can be determined using expression levels of a reference based on all breast cancer patients or all breast cancer patients determined to be ER+ and/or ER-. Alternatively, it can be based on an internal reference such as a gene that is expressed in all cells. In some embodiments, the reference is a gene expressed in breast cancer cells at a higher level than any biomarker. Any comparison can be performed using the fold change or the absolute difference between the expression levels to be compared. One or more breast cancer biomarkers can be used in the comparison. It is contemplated that 1, 2, 3, 4, 5, 6, 7, 8, and/or 9 biomarkers may be compared to each other and/or to a reference that is internal or external. A person of ordinary skill in the art would know how to do such comparisons.

Comparisons or results from comparisons may reveal or be expressed as x-fold increase or decrease in expression relative to a standard or relative to another biomarker or relative to the same biomarker but in a different class of prognosis. In some embodiments, patients with a poor prognosis have a relatively high level of expression (over-expression) or relatively low level of expression (under-expression) when compared to patients with a better or favorable prognosis, or vice versa.

Fold increases or decreases may be, be at least, or be at most 1-, 2-, 3-, 4-, 5-, 6-, 7-, 8-, 9-, 10-, 11-, 12-, 13-, 14-, 15-, 16-, 17-, 18-, 19-, 20-, 25-, 30-, 35-, 40-, 45-, 50-, 55-, 60-, 65-, 70-, 75-, 80-, 85-, 90-, 95-, 100- or more, or any range derivable therein. Alternatively, differences in expression may be expressed as a percent decrease or increase, such as at least or at most 20, 25, 30, 35, 40, 45, 50, 55, 60, 65, 70, 75, 80, 85, 90, 95, 100, 110, 120, 130, 140, 150, 160, 170, 180, 190, 200, 300, 400, 500, 600, 700, 800, 900, 1000% difference, or any range derivable therein.

Other ways to express relative expression levels are by normalized or relative numbers such as 0.001, 0.002, 0.003, 0.004, 0.005, 0.006, 0.007, 0.008, 0.009, 0.01, 0.02, 0.03, 0.04, 0.05, 0.06, 0.07, 0.08, 0.09, 0.1, 0.2, 0.3, 0.4, 0.5, 0.6, 0.7, 0.8, 0.9, 1.0, 1.1, 1.2, 1.3, 1.4, 1.5, 1.6, 1.7, 1.8, 1.9, 2.0, 2.1, 2.2, 2.3, 2.4, 2.5, 2.6, 2.7, 2.8, 2.9, 3.0, 3.1, 3.2, 3.3, 3.4, 3.5, 3.6, 3.7, 3.8, 3.9, 4.0, 4.1, 4.2, 4.3, 4.4, 4.5, 4.6, 4.7, 4.8, 4.9, 5.0, 5.1, 5.2, 5.3, 5.4, 5.5, 5.6, 5.7, 5.8, 5.9, 6.0, 6.1, 6.2, 6.3, 6.4, 6.5, 6.6, 6.7, 6.8, 6.9, 7.0, 7.1, 7.2, 7.3, 7.4, 7.5, 7.6, 7.7, 7.8, 8.0, 8.1, 8.2, 8.3, 8.4, 8.5, 8.6, 8.7, 8.8, 8.9, 9.0, 9.1, 9.2, 9.3, 9.4, 9.5, 9.6, 9.7, 9.8, 9.9, 10.0, or any range derivable therein.

Algorithms, such as the weighted voting programs, can be used to facilitate the evaluation of biomarker levels. In addition, other clinical evidence can be combined with the biomarker-based test to reduce the risk of false evaluations. Other cytogenetic evaluations may be considered in some embodiments of the invention.

Any biological sample from the patient that contains breast cancer cells may be used to evaluate the expression pattern of any biomarker discussed herein. In some embodi-

ments, a biological sample from a breast tumor is used. Evaluation of the sample may involve, though it need not involve, panning (enriching) for cancer cells or isolating the cancer cells.

A. Nucleic Acids

Screening methods based on differentially expressed gene products are well known in the art. In accordance with one aspect of the present invention, the differential expression patterns of breast cancer biomarkers can be determined by measuring the levels of RNA transcripts of these genes, or genes whose expression is modulated by the these genes, in the patient's breast cancer cells. Suitable methods for this purpose include, but are not limited to, RT-PCR, Northern Blot, in situ hybridization, Southern Blot, slot-blotting, nuclease protection assay and oligonucleotide arrays.

In certain aspects, RNA isolated from breast cancer cells can be amplified to cDNA or cRNA before detection and/or quantitation. The isolated RNA can be either total RNA or mRNA. The RNA amplification can be specific or non-specific. Suitable amplification methods include, but are not limited to, reverse transcriptase PCR, isothermal amplification, ligase chain reaction, and Qbeta replicase. The amplified nucleic acid products can be detected and/or quantitated through hybridization to labeled probes. In some embodiments, detection may involve fluorescence resonance energy transfer (FRET) or some other kind of quantum dots.

Amplification primers or hybridization probes for a breast cancer biomarker can be prepared from the gene sequence or obtained through commercial sources, such as Affymatrix. In certain embodiments the gene sequence is identical or complementary to at least 8 contiguous nucleotides of the coding sequence.

Sequences suitable for making probes/primers for the detection of their corresponding breast cancer biomarkers include those that are identical or complementary to all or part of genes or SEQ ID NOs described herein. These sequences are all nucleic acid sequences of breast cancer biomarkers.

The use of a probe or primer of between 13 and 100 nucleotides, preferably between 17 and 100 nucleotides in length, or in some aspects of the invention up to 1-2 kilobases or more in length, allows the formation of a duplex molecule that is both stable and selective. Molecules having complementary sequences over contiguous stretches greater than 20 bases in length are generally preferred, to increase stability and/or selectivity of the hybrid molecules obtained. One will generally prefer to design nucleic acid molecules for hybridization having one or more complementary sequences of 20 to 30 nucleotides, or even longer where desired. Such fragments may be readily prepared, for example, by directly synthesizing the fragment by chemical means or by introducing selected sequences into recombinant vectors for recombinant production.

In one embodiment, each probe/primer comprises at least 15 nucleotides. For instance, each probe can comprise at least or at most 20, 25, 50, 75, 100, 125, 150, 175, 200, 225, 250, 275, 300, 325, 350, 400 or more nucleotides (or any range derivable therein). They may have these lengths and have a sequence that is identical or complementary to a gene or SEQ ID NO described herein. Preferably, each probe/primer has relatively high sequence complexity and does not have any ambiguous residue (undetermined "n" residues). The probes/primers preferably can hybridize to the target gene, including its RNA transcripts, under stringent or highly stringent conditions. In some embodiments, because each of the biomarkers has more than one human sequence, it is contemplated that probes and primers may be designed

for use with each on of these sequences. For example, inosine is a nucleotide frequently used in probes or primers to hybridize to more than one sequence. It is contemplated that probes or primers may have inosine or other design implementations that accommodate recognition of more than one human sequence for a particular biomarker.

For applications requiring high selectivity, one will typically desire to employ relatively high stringency conditions to form the hybrids. For example, relatively low salt and/or high temperature conditions, such as provided by about 0.02 M to about 0.10 M NaCl at temperatures of about 50° C. to about 70° C. Such high stringency conditions tolerate little, if any, mismatch between the probe or primers and the template or target strand and would be particularly suitable for isolating specific genes or for detecting specific mRNA transcripts. It is generally appreciated that conditions can be rendered more stringent by the addition of increasing amounts of formamide.

In another embodiment, the probes/primers for a gene are selected from regions which significantly diverge from the sequences of other genes. Such regions can be determined by checking the probe/primer sequences against a human genome sequence database, such as the Entrez database at the NCBI. One algorithm suitable for this purpose is the BLAST algorithm. This algorithm involves first identifying high scoring sequence pairs (HSPs) by identifying short words of length W in the query sequence, which either match or satisfy some positive-valued threshold score T when aligned with a word of the same length in a database sequence. T is referred to as the neighborhood word score threshold. These initial neighborhood word hits act as seeds for initiating searches to find longer HSPs containing them. The word hits are then extended in both directions along each sequence to increase the cumulative alignment score. Cumulative scores are calculated using, for nucleotide sequences, the parameters M (reward score for a pair of matching residues; always >0) and N (penalty score for mismatching residues; always <0). The BLAST algorithm parameters W, T, and X determine the sensitivity and speed of the alignment. These parameters can be adjusted for different purposes, as appreciated by one of ordinary skill in the art.

In one embodiment, quantitative RT-PCR (such as TaqMan, ABI) is used for detecting and comparing the levels of RNA transcripts in breast cancer samples. Quantitative RT-PCR involves reverse transcription (RT) of RNA to cDNA followed by relative quantitative PCR (RT-PCR). The concentration of the target DNA in the linear portion of the PCR process is proportional to the starting concentration of the target before the PCR was begun. By determining the concentration of the PCR products of the target DNA in PCR reactions that have completed the same number of cycles and are in their linear ranges, it is possible to determine the relative concentrations of the specific target sequence in the original DNA mixture. If the DNA mixtures are cDNAs synthesized from RNAs isolated from different tissues or cells, the relative abundances of the specific mRNA from which the target sequence was derived may be determined for the respective tissues or cells. This direct proportionality between the concentration of the PCR products and the relative mRNA abundances is true in the linear range portion of the PCR reaction. The final concentration of the target DNA in the plateau portion of the curve is determined by the availability of reagents in the reaction mix and is independent of the original concentration of target DNA. Therefore, the sampling and quantifying of the amplified PCR products preferably are carried out when the PCR reactions are in the

linear portion of their curves. In addition, relative concentrations of the amplifiable cDNAs preferably are normalized to some independent standard, which may be based on either internally existing RNA species or externally introduced RNA species. The abundance of a particular mRNA species may also be determined relative to the average abundance of all mRNA species in the sample.

In one embodiment, the PCR amplification utilizes one or more internal PCR standards. The internal standard may be an abundant housekeeping gene in the cell or it can specifically be GAPDH, GUSB and β -2 microglobulin. These standards may be used to normalize expression levels so that the expression levels of different gene products can be compared directly. A person of ordinary skill in the art would know how to use an internal standard to normalize expression levels.

A problem inherent in clinical samples is that they are of variable quantity and/or quality. This problem can be overcome if the RT-PCR is performed as a relative quantitative RT-PCR with an internal standard in which the internal standard is an amplifiable cDNA fragment that is similar or larger than the target cDNA fragment and in which the abundance of the mRNA encoding the internal standard is roughly 5-100 fold higher than the mRNA encoding the target. This assay measures relative abundance, not absolute abundance of the respective mRNA species.

In another embodiment, the relative quantitative RT-PCR uses an external standard protocol. Under this protocol, the PCR products are sampled in the linear portion of their amplification curves. The number of PCR cycles that are optimal for sampling can be empirically determined for each target cDNA fragment. In addition, the reverse transcriptase products of each RNA population isolated from the various samples can be normalized for equal concentrations of amplifiable cDNAs.

Nucleic acid arrays can also be used to detect and compare the differential expression patterns of breast cancer biomarkers in breast cancer cells. The probes suitable for detecting the corresponding breast cancer biomarkers can be stably attached to known discrete regions on a solid substrate. As used herein, a probe is "stably attached" to a discrete region if the probe maintains its position relative to the discrete region during the hybridization and the subsequent washes. Construction of nucleic acid arrays is well known in the art. Suitable substrates for making polynucleotide arrays include, but are not limited to, membranes, films, plastics and quartz wafers.

A nucleic acid array of the present invention can comprise at least 1, 2, 3, 4, 5, 6, 7, 8, 9, 10, 15, 20, 25, 30, 35, 40, 45, 50, 60, 70, 80, 90, 100, 150, 200, 250 or more different polynucleotide probes, which may hybridize to different and/or the same biomarkers. Multiple probes for the same gene can be used on a single nucleic acid array. Probes for other disease genes can also be included in the nucleic acid array. The probe density on the array can be in any range. In some embodiments, the density may be 50, 100, 200, 300, 400, 500 or more probes/cm².

Specifically contemplated by the present inventors are chip-based nucleic acid technologies such as those described by Hacia et al. (1996) and Shoemaker et al. (1996). Briefly, these techniques involve quantitative methods for analyzing large numbers of genes rapidly and accurately. By tagging genes with oligonucleotides or using fixed probe arrays, one can employ chip technology to segregate target molecules as high density arrays and screen these molecules on the basis of hybridization (see also, Pease et al., 1994; and Fodor et al., 1991). It is contemplated that this technology may be

used in conjunction with evaluating the expression level of one or more breast cancer biomarkers with respect to diagnostic, prognostic, and treatment methods of the invention.

The present invention may involve the use of arrays or data generated from an array. Data may be readily available. Moreover, an array may be prepared in order to generate data that may then be used in correlation studies.

An array generally refers to ordered macroarrays or microarrays of nucleic acid molecules (probes) that are fully or nearly complementary or identical to a plurality of mRNA molecules or cDNA molecules and that are positioned on a support material in a spatially separated organization. Macroarrays are typically sheets of nitrocellulose or nylon upon which probes have been spotted. Microarrays position the nucleic acid probes more densely such that up to 10,000 nucleic acid molecules can be fit into a region typically 1 to 4 square centimeters. Microarrays can be fabricated by spotting nucleic acid molecules, e.g., genes, oligonucleotides, etc., onto substrates or fabricating oligonucleotide sequences in situ on a substrate. Spotted or fabricated nucleic acid molecules can be applied in a high density matrix pattern of up to about 30 non-identical nucleic acid molecules per square centimeter or higher, e.g. up to about 100 or even 1000 per square centimeter. Microarrays typically use coated glass as the solid support, in contrast to the nitrocellulose-based material of filter arrays. By having an ordered array of complementing nucleic acid samples, the position of each sample can be tracked and linked to the original sample. A variety of different array devices in which a plurality of distinct nucleic acid probes are stably associated with the surface of a solid support are known to those of skill in the art. Useful substrates for arrays include nylon, glass and silicon. Such arrays may vary in a number of different ways, including average probe length, sequence or types of probes, nature of bond between the probe and the array surface, e.g. covalent or non-covalent, and the like. The labeling and screening methods of the present invention and the arrays are not limited in its utility with respect to any parameter except that the probes detect expression levels; consequently, methods and compositions may be used with a variety of different types of genes.

Representative methods and apparatus for preparing a microarray have been described, for example, in U.S. Pat. Nos. 5,143,854; 5,202,231; 5,242,974; 5,288,644; 5,324,633; 5,384,261; 5,405,783; 5,412,087; 5,424,186; 5,429,807; 5,432,049; 5,436,327; 5,445,934; 5,468,613; 5,470,710; 5,472,672; 5,492,806; 5,525,464; 5,503,980; 5,510,270; 5,525,464; 5,527,681; 5,529,756; 5,532,128; 5,545,531; 5,547,839; 5,554,501; 5,556,752; 5,561,071; 5,571,639; 5,580,726; 5,580,732; 5,593,839; 5,599,695; 5,599,672; 5,610,287; 5,624,711; 5,631,134; 5,639,603; 5,654,413; 5,658,734; 5,661,028; 5,665,547; 5,667,972; 5,695,940; 5,700,637; 5,744,305; 5,800,992; 5,807,522; 5,830,645; 5,837,196; 5,871,928; 5,847,219; 5,876,932; 5,919,626; 6,004,755; 6,087,102; 6,368,799; 6,383,749; 6,617,112; 6,638,717; 6,720,138, as well as WO 93/17126; WO 95/11995; WO 95/21265; WO 95/21944; WO 95/35505; WO 96/31622; WO 97/10365; WO 97/27317; WO 99/35505; WO 09923256; WO 09936760; WO0138580; WO 0168255; WO 03020898; WO 03040410; WO 03053586; WO 03087297; WO 03091426; WO03100012; WO 04020085; WO 04027093; EP 373 203; EP 785 280; EP 799 897 and UK 8 803 000; the disclosures of which are all herein incorporated by reference.

It is contemplated that the arrays can be high density arrays, such that they contain 100 or more different probes. It is contemplated that they may contain 1000, 16,000,

65,000, 250,000 or 1,000,000 or more different probes. The probes can be directed to targets in one or more different organisms. The oligonucleotide probes range from 5 to 50, 5 to 45, 10 to 40, or to 40 nucleotides in length in some embodiments. In certain embodiments, the oligonucleotide probes are 20 to 25 nucleotides in length.

The location and sequence of each different probe sequence in the array are generally known. Moreover, the large number of different probes can occupy a relatively small area providing a high density array having a probe density of generally greater than about 60, 100, 600, 1000, 5,000, 10,000, 40,000, 100,000, or 400,000 different oligonucleotide probes per cm². The surface area of the array can be about or less than about 1, 1.6, 2, 3, 4, 5, 6, 7, 8, 9, or 10 cm².

Moreover, a person of ordinary skill in the art could readily analyze data generated using an array. Such protocols include information found in WO 9743450; WO 03023058; WO 03022421; WO 03029485; WO 03067217; WO 03066906; WO 03076928; WO 03093810; WO 03100448A1, all of which are specifically incorporated by reference.

In one embodiment, nuclease protection assays are used to quantify RNAs derived from the breast cancer samples. There are many different versions of nuclease protection assays known to those practiced in the art. The common characteristic that these nuclease protection assays have is that they involve hybridization of an antisense nucleic acid with the RNA to be quantified. The resulting hybrid double-stranded molecule is then digested with a nuclease that digests single-stranded nucleic acids more efficiently than double-stranded molecules. The amount of antisense nucleic acid that survives digestion is a measure of the amount of the target RNA species to be quantified. An example of a nuclease protection assay that is commercially available is the RNase protection assay manufactured by Ambion, Inc. (Austin, Tex.).

B. Proteins and Polypeptides

In other embodiments, the differential expression patterns of breast cancer biomarkers can be determined by measuring the levels of polypeptides encoded by these genes in breast cancer cells. Methods suitable for this purpose include, but are not limited to, immunoassays such as ELISA, RIA, FACS, dot blot, Western Blot, immunohistochemistry, and antibody-based radioimaging. Protocols for carrying out these immunoassays are well known in the art. Other methods such as 2-dimensional SDS-polyacrylamide gel electrophoresis can also be used. These procedures may be used to recognize any of the polypeptides encoded by the breast cancer biomarker genes described herein.

One example of a method suitable for detecting the levels of target proteins in peripheral blood samples is ELISA. In an exemplifying ELISA, antibodies capable of binding to the target proteins encoded by one or more breast cancer biomarker genes are immobilized onto a selected surface exhibiting protein affinity, such as wells in a polystyrene or polyvinylchloride microtiter plate. Then, breast cancer cell samples to be tested are added to the wells. After binding and washing to remove non-specifically bound immunocomplexes, the bound antigen(s) can be detected. Detection can be achieved by the addition of a second antibody which is specific for the target proteins and is linked to a detectable label. Detection may also be achieved by the addition of a second antibody, followed by the addition of a third antibody that has binding affinity for the second antibody, with the third antibody being linked to a detectable label. Before being added to the microtiter plate, cells in the peripheral

blood samples can be lysed using various methods known in the art. Proper extraction procedures can be used to separate the target proteins from potentially interfering substances.

In another ELISA embodiment, the breast cancer cell samples containing the target proteins are immobilized onto the well surface and then contacted with the antibodies of the invention. After binding and washing to remove non-specifically bound immunocomplexes, the bound antigen is detected. Where the initial antibodies are linked to a detectable label, the immunocomplexes can be detected directly. The immunocomplexes can also be detected using a second antibody that has binding affinity for the first antibody, with the second antibody being linked to a detectable label.

Another typical ELISA involves the use of antibody competition in the detection. In this ELISA, the target proteins are immobilized on the well surface. The labeled antibodies are added to the well, allowed to bind to the target proteins, and detected by means of their labels. The amount of the target proteins in an unknown sample is then determined by mixing the sample with the labeled antibodies before or during incubation with coated wells. The presence of the target proteins in the unknown sample acts to reduce the amount of antibody available for binding to the well and thus reduces the ultimate signal.

Different ELISA formats can have certain features in common, such as coating, incubating or binding, washing to remove non-specifically bound species, and detecting the bound immunocomplexes. For instance, in coating a plate with either antigen or antibody, the wells of the plate can be incubated with a solution of the antigen or antibody, either overnight or for a specified period of hours. The wells of the plate are then washed to remove incompletely adsorbed material. Any remaining available surfaces of the wells are then "coated" with a nonspecific protein that is antigenically neutral with regard to the test samples. Examples of these nonspecific proteins include bovine serum albumin (BSA), casein and solutions of milk powder. The coating allows for blocking of nonspecific adsorption sites on the immobilizing surface and thus reduces the background caused by nonspecific binding of antisera onto the surface.

In ELISAs, a secondary or tertiary detection means can also be used. After binding of a protein or antibody to the well, coating with a non-reactive material to reduce background, and washing to remove unbound material, the immobilizing surface is contacted with the control and/or clinical or biological sample to be tested under conditions effective to allow immunocomplex (antigen/antibody) formation. These conditions may include, for example, diluting the antigens and antibodies with solutions such as BSA, bovine gamma globulin (BGG) and phosphate buffered saline (PBS)/Tween and incubating the antibodies and antigens at room temperature for about 1 to 4 hours or at 49° C. overnight. Detection of the immunocomplex then requires a labeled secondary binding ligand or antibody, or a secondary binding ligand or antibody in conjunction with a labeled tertiary antibody or third binding ligand.

After all of the incubation steps in an ELISA, the contacted surface can be washed so as to remove non-complexed material. For instance, the surface may be washed with a solution such as PBS/Tween, or borate buffer. Following the formation of specific immunocomplexes between the test sample and the originally bound material, and subsequent washing, the occurrence of the amount of immunocomplexes can be determined.

To provide a detecting means, the second or third antibody can have an associated label to allow detection. In one embodiment, the label is an enzyme that generates color

development upon incubating with an appropriate chromogenic substrate. Thus, for example, one may contact and incubate the first or second immunocomplex with a urease, glucose oxidase, alkaline phosphatase or hydrogen peroxidase-conjugated antibody for a period of time and under conditions that favor the development of further immunocomplex formation (e.g., incubation for 2 hours at room temperature in a PBS-containing solution such as PBS-Tween).

After incubation with the labeled antibody, and subsequent to washing to remove unbound material, the amount of label is quantified, e.g., by incubation with a chromogenic substrate such as urea and bromocresol purple or 2,2'-azido-di-(3-ethyl)-benziazoline-6-sulfonic acid (ABTS) and hydrogen peroxide, in the case of peroxidase as the enzyme label. Quantitation can be achieved by measuring the degree of color generation, e.g., using a spectrophotometer.

Another suitable method is RIA (radioimmunoassay). An example of RIA is based on the competition between radiolabeled-polypeptides and unlabeled polypeptides for binding to a limited quantity of antibodies. Suitable radiolabels include, but are not limited to, I^{125} . In one embodiment, a fixed concentration of I^{125} -labeled polypeptide is incubated with a series of dilution of an antibody specific to the polypeptide. When the unlabeled polypeptide is added to the system, the amount of the I^{125} -polypeptide that binds to the antibody is decreased. A standard curve can therefore be constructed to represent the amount of antibody-bound I^{125} -polypeptide as a function of the concentration of the unlabeled polypeptide. From this standard curve, the concentration of the polypeptide in unknown samples can be determined. Various protocols for conducting RIA to measure the levels of polypeptides in breast cancer cell samples are well known in the art.

Suitable antibodies for this invention include, but are not limited to, polyclonal antibodies, monoclonal antibodies, chimeric antibodies, humanized antibodies, single chain antibodies, Fab fragments, and fragments produced by a Fab expression library.

Antibodies can be labeled with one or more detectable moieties to allow for detection of antibody-antigen complexes. The detectable moieties can include compositions detectable by spectroscopic, enzymatic, photochemical, biochemical, bioelectronic, immunochemical, electrical, optical or chemical means. The detectable moieties include, but are not limited to, radioisotopes, chemiluminescent compounds, labeled binding proteins, heavy metal atoms, spectroscopic markers such as fluorescent markers and dyes, magnetic labels, linked enzymes, mass spectrometry tags, spin labels, electron transfer donors and acceptors, and the like.

Protein array technology is discussed in detail in Pandey and Mann (2000) and MacBeath and Schreiber (2000), each of which is herein specifically incorporated by reference. These arrays typically contain thousands of different proteins or antibodies spotted onto glass slides or immobilized in tiny wells and allow one to examine the biochemical activities and binding profiles of a large number of proteins at once. To examine protein interactions with such an array, a labeled protein is incubated with each of the target proteins immobilized on the slide, and then one determines which of the many proteins the labeled molecule binds. In certain embodiments such technology can be used to quantitate a number of proteins in a sample, such as a breast cancer biomarker proteins.

The basic construction of protein chips has some similarities to DNA chips, such as the use of a glass or plastic surface dotted with an array of molecules. These molecules

can be DNA or antibodies that are designed to capture proteins. Defined quantities of proteins are immobilized on each spot, while retaining some activity of the protein. With fluorescent markers or other methods of detection revealing the spots that have captured these proteins, protein microarrays are being used as powerful tools in high-throughput proteomics and drug discovery.

The earliest and best-known protein chip is the ProteinChip by Ciphergen Biosystems Inc. (Fremont, Calif.). The ProteinChip is based on the surface-enhanced laser desorption and ionization (SELDI) process. Known proteins are analyzed using functional assays that are on the chip. For example, chip surfaces can contain enzymes, receptor proteins, or antibodies that enable researchers to conduct protein-protein interaction studies, ligand binding studies, or immunoassays. With state-of-the-art ion optic and laser optic technologies, the ProteinChip system detects proteins ranging from small peptides of less than 1000 Da up to proteins of 300 kDa and calculates the mass based on time-of-flight (TOF).

The ProteinChip biomarker system is the first protein biochip-based system that enables biomarker pattern recognition analysis to be done. This system allows researchers to address important clinical questions by investigating the proteome from a range of crude clinical samples (i.e., laser capture microdissected cells, biopsies, tissue, urine, and serum). The system also utilizes biomarker pattern software that automates pattern recognition-based statistical analysis methods to correlate protein expression patterns from clinical samples with disease phenotypes.

In other aspects, the levels of polypeptides in samples can be determined by detecting the biological activities associated with the polypeptides. If a biological function/activity of a polypeptide is known, suitable *in vitro* bioassays can be designed to evaluate the biological function/activity, thereby determining the amount of the polypeptide in the sample.

III. Breast Cancer Therapy

Certain embodiments are directed to methods of treating breast cancer based on GR status of the breast cancer tissue. In some embodiments, the hormone receptor status is determined based on the expression of a hormone receptor such as the estrogen receptor (ER) in combination with the glucocorticoid receptor (GR).

In certain aspects, the hormone receptor status is high for GR and may also be low for one or more other hormone receptors such as the estrogen receptor. An individual having an elevated GR and low ER is likely to have a poor prognosis. In the event of a poor prognosis the physician may pursue a more aggressive therapy for those patients. In some embodiments, the method comprises identifying a breast cancer patient based on a hormone receptor status of patients having tumor tissue with elevated levels of GR expression.

In certain aspects, there may be provided methods for treating a subject determined to have cancer and with a predetermined expression profile of one or more biomarkers disclosed herein.

In a further aspect, biomarkers and related systems that can establish a prognosis of cancer patients in this invention can be used to identify patients who may get benefit of conventional single or combined modality therapy. In the same way, the invention can identify those patients who do not get much benefit from such conventional single or combined modality therapy and can offer them alternative treatment(s).

In certain aspects of the present invention, conventional cancer therapy may be applied to a subject wherein the

subject is identified or reported as having a good prognosis based on the assessment of the biomarkers as disclosed. On the other hand, at least an alternative cancer therapy may be prescribed, as used alone or in combination with conventional cancer therapy, if a poor prognosis is determined by the disclosed methods, systems, or kits.

Embodiments concern a glucocorticoid receptor antagonist. In some embodiments, the glucocorticoid receptor antagonist is a selective glucocorticoid receptor antagonist, as set forth in Clark, 2008, which is hereby incorporated by reference. In other embodiments, the glucocorticoid receptor antagonist is a non-selective glucocorticoid receptor antagonist, such as mifepristone. In certain embodiments, the glucocorticoid receptor antagonist is steroidal. In other embodiments, the glucocorticoid receptor antagonist is non-steroidal. A glucocorticoid receptor antagonist includes those in the following classes of chemical compounds: octahydrophenanthrenes, spirocyclic dihydropyridines, triphenylmethanes and diaryl ethers, chromenes, dibenzyl anilines, dihydroisoquinolines, pyrimidinediones, azadecalins, and aryl pyrazolo azadecalins, and which are described in more detail in Clark, 2008, which is hereby incorporated by reference. Some embodiments of steroidal antagonists from Clark, 2008 are: RU-486, RU-43044, 11-monoaryl and 11,21 bisaryl steroids (including 11 β -substituted steroids), 10 β -substituted steroids, 11 β -aryl conjugates of mifepristone, and phosphorous-containing mifepristone analogs. Further embodiments of nonsteroidal antagonists from Clark, 2008 are: octahydrophenanthrenes, spirocyclic dihydropyridines, triphenylmethanes and diaryl ethers, chromenes, dibenzyl anilines, dihydroquinolines, pyrimidinediones, azadecalins, aryl pyrazolo azadecalins (including 8 α -benzyl isoquinolones, N-substituted derivatives, bridgehead alcohol and ethers, bridgehead amines). Additional specific examples include, but are not limited to the following specific antagonists: beclometasone, betamethasone, budesonide, ciclesonide, flunisolide, fluticasone, mifepristone, mometasone, and triamcinolone. Other examples include those described and/or depicted in U.S. Patent Application Publication 2010/0135956, which is hereby incorporated by reference. Even further examples include ORG-34517 (Merck), RU-43044, dexamethasone mesylate (Dex-Mes), dexamethasone oxetanone (Dex-Ox), deoxycorticosterone (DOC) (Peeters et al., 2008, which is hereby incorporated by reference in its entirety and Cho et al. 2005, which is hereby incorporated by reference in its entirety). In additional embodiments the glucocorticoid receptor antagonist may be CORT 0113083 or CORT 00112716, which are described in Belanoff et al. (2011), which is hereby incorporated by reference. It is specifically contemplated that one or more of the antagonists discussed herein or in the incorporated references may be excluded in embodiments of the invention. It is also contemplated that in some embodiments, more than one glucocorticoid receptor antagonist is employed, while in other embodiments, only one is employed as part of the therapeutic method (though it may be administered multiple times). It is contemplated that the second one may be administered concurrently with the first one or they may be administered at different times.

Conventional cancer therapies include one or more selected from the group of chemical or radiation based treatments and surgery. Chemotherapies include, for example, cisplatin (CDDP), carboplatin, procarbazine, mechlorethamine, cyclophosphamide, camptothecin, ifosfamide, melphalan, chlorambucil, busulfan, nitrosurea, dactinomycin, daunorubicin, doxorubicin, bleomycin, plicomycin, mitomycin, etoposide (VP16), tamoxifen, raloxifene,

estrogen receptor binding agents, taxol, gemcitabine, navelbine, farnesyl-protein transferase inhibitors, transplatinum, 5-fluorouracil, vincristin, vinblastin and methotrexate, or any analog or derivative variant of the foregoing.

Suitable therapeutic agents include, for example, vinca alkaloids, agents that disrupt microtubule formation (such as colchicines and its derivatives), anti-angiogenic agents, therapeutic antibodies, EGFR targeting agents, tyrosine kinase targeting agent (such as tyrosine kinase inhibitors), serine kinase targeting agents, transitional metal complexes, proteasome inhibitors, antimetabolites (such as nucleoside analogs), alkylating agents, platinum-based agents, anthracycline antibiotics, topoisomerase inhibitors, macrolides, therapeutic antibodies, retinoids (such as all-trans retinoic acids or a derivatives thereof); geldanamycin or a derivative thereof (such as 17-AAG), and other standard chemotherapeutic agents well recognized in the art.

Certain chemotherapeutics are well known for use against breast cancer. These breast cancer chemotherapeutics are capecitabine, carboplatin, cyclophosphamide (Cytosan), daunorubicin, docetaxel (Taxotere), doxorubicin (Adriamycin), epirubicin (Ellence), fluorouracil (also called 5-fluorouracil or 5-FU), gemcitabine, eribulin, ixabepilone, methotrexate, mitomycin C, mitoxantrone, paclitaxel (Taxol), thiotepa, vincristine, vinorelbine.

In some embodiments, the chemotherapeutic agent is any of (and in some embodiments selected from the group consisting of) adriamycin, colchicine, cyclophosphamide, actinomycin, bleomycin, daunorubicin, doxorubicin, epirubicin, mitomycin, methotrexate, mitoxantrone, fluorouracil, carboplatin, carmustine (BCNU), methyl-CCNU, cisplatin, etoposide, interferons, camptothecin and derivatives thereof, phenesterine, taxanes and derivatives thereof (e.g., paclitaxel and derivatives thereof, taxotere and derivatives thereof, and the like), topotecan, vinblastine, vincristine, tamoxifen, pposulfan, nab-5404, nab-5800, nab-5801, Irinotecan, HKP, Ortataxel, gemcitabine, Herceptin®, vinorelbine, Doxil®, capecitabine, Gleevec®, Alimta®, Avastin®, Velcade®, Tarceva®, Neulasta®, Lapatinib, STI-571, ZD1839, Iressa® (gefitinib), SH268, genistein, CEP2563, SU6668, SU11248, EMD121974, and Sorafenib.

In some embodiments, the chemotherapeutic agent is a composition comprising nanoparticles comprising a thio-colchicine derivative and a carrier protein (such as albumin).

In further embodiments a combination of chemotherapeutic agents is administered to breast cancer cells. The chemotherapeutic agents may be administered serially (within minutes, hours, or days of each other) or in parallel; they also may be administered to the patient in a pre-mixed single composition. The composition may or may not contain a glucocorticoid receptor antagonist. Combinations of breast cancer therapeutics include, but are not limited to the following: AT (Adriamycin and Taxotere), AC±T: (Adriamycin and Cytosan, with or without Taxol or Taxotere), CMF (Cytosan, methotrexate, and fluorouracil), CEF (Cytosan, Ellence, and fluorouracil), FAC (fluorouracil, Adriamycin, and Cytosan), CAF (Cytosan, Adriamycin, and fluorouracil) (the FAC and CAF regimens use the same medicines but use different doses and frequencies), TAC (Taxotere, Adriamycin, and Cytosan), and GET (Gemzar, Ellence, and Taxol). In some embodiments trastuzumab (Herceptin®) is administered to a breast cancer patient with a glucocorticoid receptor antagonist, which may be with or without a chemotherapeutic or a combination of chemotherapeutics.

Various combinations with a glucocorticoid receptor antagonist and an anticancer agent or compound (or a

combination of such agents and/or compounds) may be employed, for example glucocorticoid receptor antagonist is “A” and the anticancer agent or compound (or a combination of such agents and/or compounds) given as part of an anticancer therapy regime, is “B”:

A/B/A B/A/B B/B/A A/A/B A/B/B B/A/A A/B/B/B B/A/B/B
 B/B/B/A B/B/A/B A/A/B/B A/B/A/B A/B/B/A B/B/A/A
 B/A/B/A B/A/A/B A/A/A/B B/A/A/A A/B/A/A A/A/B/A

Administration of the therapeutic compounds or agents to a patient will follow general protocols for the administration of such compounds, taking into account the toxicity, if any, of the therapy. It is expected that the treatment cycles would be repeated as necessary. It also is contemplated that various standard therapies, as well as surgical intervention, may be applied in combination with the described therapy.

The term “a serine/threonine kinase inhibitor”, as used herein, relates to a compound which inhibits serine/threonine kinases. An example of a target of a serine/threonine kinase inhibitor includes, but is not limited to, dsRNA-dependent protein kinase (PKR). Examples of indirect targets of a serine/threonine kinase inhibitor include, but are not limited to, MCP-1, NF-kappaB, eIF2alpha, COX2, RANTES, IL8, CYP2A5, IGF-1, CYP2B1, CYP2B2, CYP2H1, ALAS-1, HIF-1, erythropoietin and/or CYP1A1. An example of a serine/threonine kinase inhibitor includes, but is not limited to, Sorafenib and 2-aminopurine, also known as 1H-purin-2-amine (9CI). Sorafenib is marketed as NEXAVAR.

The term “an angiogenesis inhibitor”, as used herein, relates to a compound which targets, decreases or inhibits the production of new blood vessels. Targets of an angiogenesis inhibitor include, but are not limited to, methionine aminopeptidase-2 (MetAP-2), macrophage inflammatory protein-1 (MIP-1a), CCL5, TGF-beta., lipoxigenase, cyclooxygenase, and topoisomerase. Indirect targets of an angiogenesis inhibitor include, but are not limited to, p21, p53, CDK2 and collagen synthesis. Examples of an angiogenesis inhibitor include, but are not limited to, Fumagillin, which is known as 2,4,6,8-decatetraenedioic acid, mono[3R,4S,5S,6R]-5-methoxy-4-[(2R,3R)-2-methyl-3-(3-methyl-2-butenyl)oxi-ranyl]-1-oxaspiro[2.5]oct-6-yl]ester, (2E,4E,6E,8E)-(9CI); Shikonin, which is also known as 1,4-naphthalenedione, 5,8-dihydroxy-2-[(1R)-1-hydroxy-4-methyl-3-pentenyl]- (9CI); Tranilast, which is also known as benzoic acid, 2-[[3-(3,4-dimethoxyphenyl)-1-oxo-2-propenyl]amino]- (9CI); ursolic acid; suramin; thalidomide and lenalidomide, and marketed as REVLIMID.

Radiation therapy that cause DNA damage and have been used extensively include what are commonly known as γ -rays, X-rays, and/or the directed delivery of radioisotopes to tumor cells. Other forms of DNA damaging factors are also contemplated such as microwaves and UV-irradiation. It is most likely that all of these factors effect a broad range of damage on DNA, on the precursors of DNA, on the replication and repair of DNA, and on the assembly and maintenance of chromosomes. Dosage ranges for X-rays range from daily doses of 50 to 200 roentgens for prolonged periods of time (3 to 4 wk), to single doses of 2000 to 6000 roentgens. Dosage ranges for radioisotopes vary widely, and depend on the half-life of the isotope, the strength and type of radiation emitted, and the uptake by the neoplastic cells.

The terms “contacted” and “exposed,” when applied to a cell, are used herein to describe the process by which a therapeutic construct and a chemotherapeutic or radiothera-

peutic agent are delivered to a target cell or are placed in direct juxtaposition with the target cell. To achieve cell killing or stasis, both agents are delivered to a cell in a combined amount effective to kill the cell or prevent it from dividing.

Approximately 60% of persons with cancer will undergo surgery of some type, which includes preventative, diagnostic or staging, curative and palliative surgery. Curative surgery is a cancer treatment that may be used in conjunction with other therapies, such as the treatment of the present invention, chemotherapy, radiotherapy, hormonal therapy, gene therapy, immunotherapy and/or alternative therapies.

Curative surgery includes resection in which all or part of cancerous tissue is physically removed, excised, and/or destroyed. Tumor resection refers to physical removal of at least part of a tumor. In addition to tumor resection, treatment by surgery includes laser surgery, cryosurgery, electrosurgery, and microscopically controlled surgery (Mohs' surgery). It is further contemplated that the present invention may be used in conjunction with removal of superficial cancers, precancers, or incidental amounts of normal tissue.

Laser therapy is the use of high-intensity light to destroy tumor cells. Laser therapy affects the cells only in the treated area. Laser therapy may be used to destroy cancerous tissue and relieve a blockage in the esophagus when the cancer cannot be removed by surgery. The relief of a blockage can help to reduce symptoms, especially swallowing problems.

Photodynamic therapy (PDT), a type of laser therapy, involves the use of drugs that are absorbed by cancer cells; when exposed to a special light, the drugs become active and destroy the cancer cells. PDT may be used to relieve symptoms of esophageal cancer such as difficulty swallowing.

Upon excision of part of all of cancerous cells, tissue, or tumor, a cavity may be formed in the body. Treatment may be accomplished by perfusion, direct injection or local application of the area with an additional anti-cancer therapy. Such treatment may be repeated, for example, every 1, 2, 3, 4, 5, 6, or 7 days, or every 1, 2, 3, 4, and 5 weeks or every 1, 2, 3, 4, 5, 6, 7, 8, 9, 10, 11, or 12 months. These treatments may be of varying dosages as well. A patient may be administered a single compound or a combination of compounds described herein in an amount that is, is at least, or is at most 0.1, 0.2, 0.3, 0.4, 0.5, 0.6, 0.7, 0.8, 0.9, 1, 2, 3, 4, 5, 6, 7, 8, 9, 10, 11, 12, 13, 14, 15, 16, 17, 18, 19, 20, 21, 22, 23, 24, 25, 26, 27, 28, 29, 30, 31, 32, 33, 34, 35, 36, 37, 38, 39, 40, 41, 42, 43, 44, 45, 46, 47, 48, 49, 50, 51, 52, 53, 54, 55, 56, 57, 58, 59, 60, 61, 62, 63, 64, 65, 66, 67, 68, 69, 70, 71, 72, 73, 74, 75, 76, 77, 78, 79, 80, 81, 82, 83, 84, 85, 86, 87, 88, 89, 90, 91, 92, 93, 94, 95, 96, 97, 98, 99, or 100 mg/kg (or any range derivable therein). A patient may be administered a single compound or a combination of compounds described herein in an amount that is, is at least, or is at most 0.1, 0.2, 0.3, 0.4, 0.5, 0.6, 0.7, 0.8, 0.9, 1, 2, 3, 4, 5, 6, 7, 8, 9, 10, 11, 12, 13, 14, 15, 16, 17, 18, 19, 20, 21, 22, 23, 24, 25, 26, 27, 28, 29, 30, 31, 32, 33, 34, 35, 36, 37, 38, 39, 40, 41, 42, 43, 44, 45, 46, 47, 48, 49, 50, 51, 52, 53, 54, 55, 56, 57, 58, 59, 60, 61, 62, 63, 64, 65, 66, 67, 68, 69, 70, 71, 72, 73, 74, 75, 76, 77, 78, 79, 80, 81, 82, 83, 84, 85, 86, 87, 88, 89, 90, 91, 92, 93, 94, 95, 96, 97, 98, 99, 100, 110, 120, 130, 140, 150, 160, 170, 180, 190, 200, 210, 220, 230, 240, 250, 260, 270, 280, 290, 300, 310, 320, 330, 340, 350, 360, 370, 380, 390, 400, 410, 420, 430, 440, 441, 450, 460, 470, 480, 490, 500 mg/kg/day (or any range derivable therein).

Alternative cancer therapy include any cancer therapy other than surgery, chemotherapy and radiation therapy in

the present invention, such as immunotherapy, gene therapy, hormonal therapy or a combination thereof. Subjects identified with poor prognosis using the present methods may not have favorable response to conventional treatment(s) alone and may be prescribed or administered one or more alternative cancer therapy per se or in combination with one or more conventional treatments.

For example, the alternative cancer therapy may be a targeted therapy. The targeted therapy may be an anti-EGFR treatment. In one embodiment of the method of the invention, the anti-EGFR agent used is a tyrosine kinase inhibitor. Examples of suitable tyrosine kinase inhibitors are the quinazoline derivatives described in WO 96/33980, in particular gefitinib (Iressa). Other examples include quinazoline derivatives described in WO 96/30347, in particular erlotinib (Tarceva), dual EGFR/HER2 tyrosine kinase inhibitors, such as lapatinib, or pan-Erb inhibitors. In a preferred embodiment of the method or use of the invention, the anti-EGFR agent is an antibody capable of binding to EGFR, i.e. an anti-EGFR antibody.

In a further embodiment, the anti-EGFR antibody is an intact antibody, i.e. a full-length antibody rather than a fragment. An anti-EGFR antibody used in the method of the present invention may have any suitable affinity and/or avidity for one or more epitopes contained at least partially in EGFR. Preferably, the antibody used binds to human EGFR with an equilibrium dissociation constant (K_D) of 10^{-8} M or less, more preferably 10^{-10} M or less.

Particularly antibodies for use in the present invention include zalutumumab (2F8), cetuximab (Erbix), nimotuzumab (h-R3), panitumumab (ABX-EGF), and matuzumab (EMD72000), or a variant antibody of any of these, or an antibody which is able to compete with any of these, such as an antibody recognizing the same epitope as any of these. Competition may be determined by any suitable technique. In one embodiment, competition is determined by an ELISA assay. Often competition is marked by a significantly greater relative inhibition than 5% as determined by ELISA analysis.

Immunotherapeutics, generally, rely on the use of immune effector cells and molecules to target and destroy cancer cells. The immune effector may be, for example, an antibody specific for some marker on the surface of a tumor cell. The antibody alone may serve as an effector of therapy or it may recruit other cells to actually effect cell killing. The antibody also may be conjugated to a drug or toxin (chemotherapeutic, radionuclide, ricin A chain, cholera toxin, pertussis toxin, etc.) and serve merely as a targeting agent. Alternatively, the effector may be a lymphocyte carrying a surface molecule that interacts, either directly or indirectly, with a tumor cell target. Various effector cells include cytotoxic T cells and NK cells.

Gene therapy is the insertion of polynucleotides, including DNA or RNA, into an individual's cells and tissues to treat a disease. Antisense therapy is also a form of gene therapy in the present invention. A therapeutic polynucleotide may be administered before, after, or at the same time of a first cancer therapy. Delivery of a vector encoding a variety of proteins is encompassed within the invention. For example, cellular expression of the exogenous tumor suppressor oncogenes would exert their function to inhibit excessive cellular proliferation, such as p53, p16 and C-CAM.

Additional agents to be used to improve the therapeutic efficacy of treatment include immunomodulatory agents, agents that affect the upregulation of cell surface receptors and GAP junctions, cytostatic and differentiation agents,

inhibitors of cell adhesion, or agents that increase the sensitivity of the hyperproliferative cells to apoptotic inducers. Immunomodulatory agents include tumor necrosis factor; interferon alpha, beta, and gamma; IL-2 and other cytokines; F42K and other cytokine analogs; or MIP-1, MIP-1beta, MCP-1, RANTES, and other chemokines. It is further contemplated that the upregulation of cell surface receptors or their ligands such as Fas/Fas ligand, DR4 or DR5/TRAIL would potentiate the apoptotic inducing abilities of the present invention by establishment of an autocrine or paracrine effect on hyperproliferative cells. Increases in intercellular signaling by elevating the number of GAP junctions would increase the anti-hyperproliferative effects on the neighboring hyperproliferative cell population. In other embodiments, cytostatic or differentiation agents can be used in combination with the present invention to improve the anti-hyperproliferative efficacy of the treatments. Inhibitors of cell adhesion are contemplated to improve the efficacy of the present invention. Examples of cell adhesion inhibitors are focal adhesion kinase (FAKs) inhibitors and Lovastatin. It is further contemplated that other agents that increase the sensitivity of a hyperproliferative cell to apoptosis, such as the antibody c225, could be used in combination with the present invention to improve the treatment efficacy.

Hormonal therapy may also be used in the present invention or in combination with any other cancer therapy previously described. The use of hormones may be employed in the treatment of certain cancers such as breast, prostate, ovarian, or cervical cancer to lower the level or block the effects of certain hormones such as testosterone or estrogen. This treatment is often used in combination with at least one other cancer therapy as a treatment option or to reduce the risk of metastases.

II. Kits

Certain aspects of the present invention also encompass kits for performing the diagnostic and prognostic methods of the invention. Such kits can be prepared from readily available materials and reagents. For example, such kits can comprise any one or more of the following materials: enzymes, reaction tubes, buffers, detergent, primers, probes, antibodies. In a preferred embodiment, these kits allow a practitioner to obtain samples of neoplastic cells in blood, tears, semen, saliva, urine, tissue, serum, stool, sputum, cerebrospinal fluid and supernatant from cell lysate. In another preferred embodiment these kits include the needed apparatus for performing RNA extraction, RT-PCR, and gel electrophoresis. Instructions for performing the assays can also be included in the kits.

In a particular aspect, these kits may comprise a plurality of agents for assessing the differential expression of a plurality of biomarkers, for example, GR and/or ER, wherein the kit is housed in a container. The kits may further comprise instructions for using the kit for assessing expression, means for converting the expression data into expression values and/or means for analyzing the expression values to generate prognosis. The agents in the kit for measuring biomarker expression may comprise a plurality of PCR probes and/or primers for qRT-PCR and/or a plurality of antibody or fragments thereof for assessing expression of the biomarkers. In another embodiment, the agents in the kit for measuring biomarker expression may comprise an array of polynucleotides complementary to the mRNAs of the biomarkers of the invention. Possible means for converting the expression data into expression values and for analyzing the expression values to generate scores that predict survival or prognosis may be also included.

Kits may comprise a container with a label. Suitable containers include, for example, bottles, vials, and test tubes. The containers may be formed from a variety of materials such as glass or plastic. The container may hold a composition which includes a probe that is useful for prognostic or non-prognostic applications, such as described above. The label on the container may indicate that the composition is used for a specific prognostic or non-prognostic application, and may also indicate directions for either in vivo or in vitro use, such as those described above. The kit of the invention will typically comprise the container described above and one or more other containers comprising materials desirable from a commercial and user standpoint, including buffers, diluents, filters, needles, syringes, and package inserts with instructions for use.

EXAMPLES

The following examples are given for the purpose of illustrating various embodiments of the invention and are not meant to limit the present invention in any fashion. One skilled in the art will appreciate readily that the present invention is well adapted to carry out the objects and obtain the ends and advantages mentioned, as well as those objects, ends and advantages inherent herein. The present examples, along with the methods described herein are presently representative of preferred embodiments, are exemplary, and are not intended as limitations on the scope of the invention. Changes therein and other uses which are encompassed within the spirit of the invention as defined by the scope of the claims will occur to those skilled in the art.

Example 1

Tumor Biomarker Status

A. Results

The glucocorticoid receptor (GR) is highly expressed in the myoepithelium of the normal human breast and in a subset of both ERalpha-positive and negative human breast cancers. In vitro and in vivo experiments suggest that activation of the GR in ER- pre-malignant breast epithelial and cancer cells triggers cell survival pathways under stress conditions (e.g. chemotherapy) that usually induce apoptosis. The inventors examined the association between NR3C1 gene expression and GR target gene expression in human ER- breast cancers and found that ER- breast cancers with high NR3C1 expression also express GR target genes associated with EMT and anti-apoptotic signaling, and that those ER- patients with high NR3C1 gene expression have a significantly worse outcome than NR3C1-low patients. Interestingly, the high NR3C1 gene expression in the ER+ (ESR/-high) subset of patients suggests a slight better outcome, implying a crosstalk between the ER and the GR that is absent in ER- tumors.

Using a global approach of gene expression studies merged with data from GR ChIP-sequencing in ER- pre-malignant breast cells (MCF10A-Myc), the inventors have identified direct GR target genes are significantly associated with cell survival signaling pathways. Interestingly, a meta-analysis of the high NR3C1-expressing ER- tumors reveals that many genes identified by ChIP-sequencing/gene expression analysis are indeed differentially expressed in high versus low NR3C1-primary breast cancers. These results suggest that GR expression may be a functional biomarker in ER- breast cancer.

TABLE 1

Clinical studies used for meta-analysis		
GEO ID	# of pts	Reference
GSE9195	77	Loi S, et al
GSE7390	189	Desmedt C, et al
GSE6532	212	Loi S, et al
GSE2603	73	Minn A J, et al
GSE2990	183	Sotiriou C, et al
GSE2034	280	Wang Y X, et al
TOTAL	1206	

TABLE 2

Differentially expressed genes with concordant expression by all three methods (33/44 genes)			
Gene expression after Dex-treatment in MCF10A-Myc	Gene expression in NR3C1 + vs. - tumors	GR-binding within distance to TSS after Dex-treatment in MCF10A-Myc	Genes
Up	Up	10 kb 10-100 kb	DUSP1, SGK1, SMARCA2, PTGDS, MCL1, DPYSL2, STOM, LAPTM5, NNMT, SERPINF1, NR1P1, WIPF1, BIN1, IL1R1, ST3GAL5, SEMA4D, MAP3K5, SMARCA2, DPT, BIRC3, PTGDS, PHF15, MAOA, TFPI, SLC46A3, PIAS1, ACSL5, SESN1, C14orf139, LBH
Down	Down	10 kb 10-100 kb	NONE SFN, SPP1, ERBB2
Overlapping genes with NKI-295 gene signature			DUSP1, DPT, NNMT, SERPINF1, IL1R1, FN1, DPYSL2

B. Materials and Methods

Cell Culture and Glucocorticoid Treatment: MCF10A-Myc cells were cultured in a 1:1 mixture of DMEM and Hams/F12 medium supplemented with 10% fetal bovine serum, hydrocortisone (0.5 $\mu\text{g/ml}$), EGF (10 ng/ml), insulin (5 ng/ml) and 100 U/ml penicillin/streptomycin were also added. The cells were then starved for three days of all growth factors and treated with dexamethasone (10-6M) and ethanol of the same volume as a control.

Microarray Gene Expression: MCF10A-Myc Cells: Time course (0.5 h, 2 h, 4 h and 24 h) microarray data were obtained using Affymetrix gene arrays (HG-U133A) (Wu et al., 2006). Genes that were induced or repressed ≥ 1.5 fold-change were considered to be regulated.

GR ChIP-Seq Experiment and Analysis for MCF10A-Myc Cells: Cells were collected for the ChIP assay following 1 hour of Dex (10-6M) or EtOH treatment. The ChIP assay was done basically following Millipore's ChIP Assay Kit instructions. The DNA input (1%) was also sequenced using Illumina's Solexa Sequencer. Short-tag reads (36 bp) were mapped to the Human Genome (UCSC, hg18) by using Maq aligner. GR-binding peaks were called by using MACS software. Known SGK1 and GILZ promoter GR binding-regions (GBRs) were used as positive controls to determine the FDR threshold for retrieving significant GBRs.

Human Primary Breast Cancer Analysis: 1) Data Collection: All the clinical data and raw CEL files (all Affymetrix HU-133A and HU-133+2) were obtained from GEO (see Table 1). Low quality arrays were removed by AffyPLM. Arrays were normalized by using RMA and then centered by mean within each study and pooled together. 2) Determination of ESR1 and NR3C1 positivity: Expression data of tumors with known ER IHC status were analyzed using ROC analysis. The Youden Index of the best ESR1 probe's ROC curve was used as the cut-off point to separate ESR1+

and ESR1- tumors. Due to the lack of tumors with both GR IHC and NR3C1 gene expression information, we were unable to use ROC analysis to determine the NR3C1 cutoff. Therefore, based on published and our unpublished GR IHC data, we used the percentiles of NR3C1 gene expression levels that correspond to the observed proportion of GR+ patients. 3) Clustering: Un-supervised clustering was performed by Cluster using Pearson correlation distance and complete-linkage method. Heat-maps were plotted by Treeview. 4) Statistical analysis: Relapse-free survival (RFS) Kaplan-Meier plot and log-rank test were done by using R's "survival" package. Microarray SAM analysis was performed by using R's "siggenes" package.

Tumor Assessment. pAUC areas were calculated for all the probes on the chip by setting $p=0.2$ (meaning can separate at least 80% patients) for tumors with known ER status ($n=1000$). A probe was then selected that has biggest pAUC area, which is the ESR1 probe 205225_at. So, this probe is the best one that can separate ER IHC + versus -. Using the 205225_at probe, the Youden Index of its ROC curve was calculated, that is the max (sensitivity+ specificity-1) as the cut-off value for ESR1+ and -. The range of ESR1 expression after normalization was [-5.223868-3.944120]. The Youden Index, i.e. the cut-off is -1.257434. In the $n=1000$, training set, $n=773 > -1.257434$ (ESR1+), and $n=227 < -1.257434$. (ESR1-) or i.e. 77.3% quantile

This cut-off was applied to the entire dataset, $n=898$ (ESR+), $n=308$ (ESR-). In addition to the method, the ACTUAL Log 2 value cutoff is needed for ESR1 positivity in normalized meta-dataset, as well as the range of ESR1 values encountered following batched mean normalization. If in one study, samples are obtained from different hospitals, they were normalized separately. So, to be precisely accurate, the normalization is done within the samples from the same source.

The ESR1 probe ID from Affymetrix is 205225_at.

The NR3C1 probe ID from Affymetrix is 216321_s_at

The range for NR3C1 probe (216321_s_at) is [-3.145456 to 2.158716] for the entire data set. For ESR1+, the range is [-3.009359 2.158716] and for ESR1-, the range is [-3.145456 1.917823] Thus, the cut-off for ESR1+, is 0.172189, 55.98% quantile (or about 44% NR3C1+ percentage) and the cut-off for ESR1-, is 0.47332, 82.51% quantile (or about 17.5% NR3C1+ percentage). All the cut-off are log 2 values.

The cutoffs used are the best cut-off that can separate patients with a $p < 0.01$. If the p-value is loosened to 0.05, the range can be widened.

35

For ESR1+ patients, NR3C1+ patients can be from about 35% to 60% (about 44% is the best). For ESR1- patients, NR3C1+ patients can be from about 30% to 15% (about 17.5% is the best)

Example 2

Mifepristone Pretreatment Enhances Paclitaxel Anti-Tumor Effectiveness in Models of Human Breast Cancer

Xenografted ER-/PR-/HER2- (GR+) MDA-MB-231 human breast cancer cells (1x10^7 cells in 50 µl of PBS) were injected into the mammary fat pad of female Severe Combined Immunodeficient Mice (SCID) mice and allowed to grow until reaching approximately 100 mm^3. Mice were then injected intraperitoneally with either both vehicles, paclitaxel (10 mg/kg)+ the mifepristone vehicle, or the combination of mifepristone (15 mg/kg) administered two hours prior to paclitaxel (10 mg/kg) for five successive days. The longest (L) and shortest (S) diameters of the tumors were measured bi-weekly with electronic calipers and tumor volume was calculated using the formula for an ellipsoid

36

sphere: volume=S2xLx0.52. Mifepristone pretreatment significantly decreased tumor volume over time (P=0.013) compared to treatment with paclitaxel alone (FIG. 8).

Example 3

Mifepristone Pretreatment Increases Tamoxifen-Resistant MCF-7 (T-R-MCF-7), but not Parental MCF-7 Cell Susceptibility to Paclitaxel In Vitro

Parental MCF-7 (ER+/PR+/GR+) and T-R MCF-7 (ER+/PR+/GR+) cells were treated with the appropriate vehicle (ethanol for mifepristone and castor oil/saline for paclitaxel), paclitaxel alone (10^-6 M), and paclitaxel/mifepristone (10^-6 M). Apoptosis was measured using FITC conjugated-anti-Annexin V antibody labeling followed FACS analysis to determine the percentage of the total cell population undergoing apoptosis after 20 hours of treatment. Mean+/-SE is shown. Significantly more apoptosis (P=0.028) was observed in the T-R MCF-7 cells when treated with mifepristone/paclitaxel compared to paclitaxel alone (FIG. 9). No difference was seen in the parental MCF-7 cells.

Sequence Listing

NR3C1 GenBank AY436590 - 127687 bp, incorporated herein by reference
ESR1 GenBank NG_008493 - 419779 bp, incorporated herein by reference
NR3C1 mRNA SEQ ID NO: 1
TTTTTAGAAAAAATATATTTCCCTCCTGCTCCTTCTGCGTTCACAAGCTAAGTTGTTTATCTCGGC
TGCGCGGGAACTGCGGACGGTGGCGGCGAGCGGCTCCTCTGCCAGAGTTGATATTCAGTGATGGACTC
CAAAGAATCATTAACTCCTGGTAGAGAAGAAAACCCAGCAGTGTGCTTGTCTCAGGAGAGGGGAGATGTG
ATGGACTTCTATAAAACCCCTAAGAGGAGGAGCTACTGTGAAGGTTTCTGCGTCTTCAACCTCACTGGCTG
TCGCTTCTCAATCAGACTCCAAGCAGCGAAGACTTTTGGTTGATTTTCCAAAAGGCTCAGTAAGCAATGC
GCAGCAGCCAGATCTGTCAAAGCAGTTTCACTCTCAATGGGACTGTATATGGGAGAGACAGAAACAAA
GTGATGGGAAATGACCTGGGATTTCCACAGCAGGGCCAAATCAGCCTTCTCCTCGGGGAAACAGACTTAA
AGCTTTTGAAGAAAGCATTGCAACCTCAATAGGTCGACCAGTGTTCAGAGAACCCCAAGAGTTCAGC
ATCCACTGCTGTGTCTGTGCCCCACAGAGAAGGAGTTTCCAAAACCTCACTCTGATGTATCTTCAGAA
CAGCAACATTTGAAGGGCCAGACTGGCACCACCGTGGCAATGTGAAATTGATACCACAGACCAAAGCA
CCTTTGACATTTTGACAGATTTGGAGTTTTCTTCTGGTCCCCAGGTAAGAGACGAATGAGAGTCTTG
GAGATCAGACCTGTGTAGATGAAAAGTGTGCTTCTCCTCTGGCGGAGAGACGATTCATTCCTT
TTGGAAGGAACTCGAATGAGGACTGCAAGCCTCTCATTTTACCGGACACTAAACCCAAAATTAAGGATA
ATGGAGATCTGGTTTTGTCAAGCCCAGTAATGTAACACTGCCCAAGTGAACAGAAAAAGAAAGATTT
CATCGAAGTCTGCACCCCTGGGGTAATTAAGCAAGAGAACTGGGCACAGTTTACTGTCTAGGCAAGCTTT
CCTGGAGCAAATATAATTGGTAATAAATGTCTGCCATTTCTGTTCATGGTGTGAGTACCTCTGGAGGAC
AGATGTACCACTATGACATGAATACAGCATCCCTTCTCAACAGCAGGATCAGAAGCCTATTTTTAATGT
CATTCCACCAATCCCCTGGTTCCGAAAATTGGAATAGGTGCCAAGGATCTGGAGATGACAACTTGACT
TCTCTGGGACTCTGAACCTCCCTGGTCCGAACAGTTTTTTCTAATGGCTATTCAAGCCCCAGCATGAGAC
CAGATGTAAGCTCTCCTCCATCCAGCTCCTCAACAGCAACAACAGGACCCTCCCAAACCTCTGCCTGGT
GTGCTCTGATGAAGCTCAGGATGTCATTATGGAGTCTTAACCTTGTGGAAGCTGTAAAGTTTTCTTCAA
AGAGCAGTGAAGGACAGCACAATTACCTATGTGCTGGAAGGAATGATTGCATCATGATAAAATTCGAA
GAAAAAAGTCCCAGCATGCCGCTATCGAAAATGTCTTCAAGGCTGGAATGAACCTGGAAGCTCGAAAAA
AAAGAAAAAATAAAGGAATTCAGCAGGCCACTACAGGAGTCTACAAGAAACCTCTGAAAATCCTGGT

- continued

AACAAAACAATAGTTCCTGCAACGTTACCACAACCTACCCCTACCCCTGGTGTCACTGTTGGAGGTTATTG
AACCTGAAGTGTATATATGCAGGATATGATAGCTCTGTTCCAGACTCAACTTGGAGGATCATGACTACGCT
CAACATGTTAGGAGGGCGGCAAGTATTGCAGCAGTGAATGGGCAAAGGCAATACCAGGTTTCAGGAAC
TTACACCTGGATGACCAATGACCCCTACTGCAGTACTCCTGGATGTTTCTTATGGCATTGTCTCTGGGGT
GGAGATCATATAGACAATCAAGTGCAAACCTGCTGTGTTTTGCTCCTGATCTGATTATTAATGAGCAGAG
AATGACTCTACCCCTGCATGTACGCCAATGTAAACACATGCTGTATGTTTCTCTGAGTTACACAGGCTT
CAGGTATCTTATGAAGAGTATCTCTGTATGAAAACCTTACTGCTTCTCTTCAGTTCCTAAGGACGGTC
TGAGAGCCCAAGAGCTATTGTATGAAATTAGAATGACCTACATCAAAGAGCTAGGAAAAGCCATTGTCAA
GAGGGAAGGAACTCCAGCCAGAATGGCAGCGGTTTTATCAACTGACAAAACCTTTGGATTCTATGCAT
GAAGTGGTTGAAAATCTCCTTAACTATTGCTTCCAAACATTTTTGGATAAGACCATGAGATTGAATTCC
CCGAGATGTTAGCTGAAATCATACCAATCAGATACCAAATATTCAAATGGAAATATCAAAAACTTCT
GTTTCATCAAAAGTACTGCTTAAATAAGAATGGTGCCTTAAAGAAAGTGAATTAATAGCTTTTATTG
TATAAACTATCAGTTTGTCTGTAGAGGTTTTGTGTTTTATTTTTTATGTTTTTATCTGTTGTTTTGT
TTTAAATACGCACTACATGTGGTTTTATAGAGGGCCAGACTTGGCAACAGAAGCAGTTGAGTCGCATCA
CTTTTCAGTGATGGGAGAGTAGATGGTGAATTTATAGTTAATATATCCAGAAATAGAAACCTTAAT
ATGTGGACGTAATCTCCACAGTCAAAGAAGGATGGCACCTAAACCACAGTCCCAAAGTCTGTGTGATG
AACTTCTCTCATACTTTTTTTCACAGTTGGCTGGATGAAATTTCTAGACTTCTGTTGGTGTATCCC
CCCCCTGTATAGTTAGGATAGCATTTTTGATTTATGCATGGAAACCTGAAAAAAGTTTACAAGTGTAT
ATCAGAAAAGGGAAGTTGTGCTTTTATAGCTATTAAGTCTGTTTTAACAATTTCTTTTATTTTAGT
GAACTACGCTTGCTCATTTTTTCTTACATAATTTTTTATTCAAGTTATTGTACAGCTGTTAAGATGGGC
AGCTAGTTTCGTAGCTTTCCAAATAAATCTTAAACATTAATCAATCATCTGTGTGAAAATGGGTTGGTGC
TTCTAACCTGATGGCACTTAGCTATCAGAAGACCACAAAATGACTCAAATCTCCAGTATTCTGTCAA
AAAAAAAAAAAAAAAAAGCTCATTTTTGTATATATCTGCTTCAGTGGAGAATTATATAGGTTGTGCAAT
TAACAGTCTAACTGGTATAGAGCACCTAGTCCAGTGACCTGCTGGGTAAACTGTGGATGATGGTTGCAA
AAGACTAATTTAAAAATAACTACCAAGAGGCCCTGTCTGTACCTAACGCCCTATTTTTGCAATGGCTAT
ATGGCAAGAAAGCTGGTAACTATTGTCTTTTCCAGGACCTTTTGAAGTAGTTGTATAACTTCTTAAAG
TTGTGATTCAGATAACAGCTGTAAACAGCTGAGAGACTTTTAAATCAGACAAAGTAATCCTCTCACT
AAACTTTACCCAAAACTAAATCTCTAATATGGCAAAAATGGCTAGACACCCATTTTACATTCACATCT
GTCACCAATTGGTTAATCTTCTGATGGTACAGGAAAGCTCAGCTACTGATTTTTGTGATTTAGAAGT
TATGTATGTCAGACATCCATGTTTGTAAAACCTACACATCCCTAATGTGTGCCATAGAGTTTAAACAAAGT
CCTGTGAATTTCTCACTGTTGAAAATTTTAAACAAAATAGAAGCTGTAGTAGCCCTTCTGTGTGC
ACCTTACCAACTTTCTGTAACTCAAACCTTAAACATATTTACTAAGCCACAAGAAATTTGATTTCTATTC
AAGGTGGCCAAATTTTGTGTAATAGAAAACCTGAAAATCTAATATTTAAAATATGGAACCTCTAATATA
TTTTTATATTTAGTTATAGTTTCAGATATATATCATATTGGTATTCATAATCTGGGAAGGGAAGGGCTA
CTGCAGCTTTACATGCAATTTATTTAAATGATTGTAAAATAGCTTGTATAGTGTAAAATAAGAAATGATTT
TTAGATGAGATTGTTTTATCATGACATGTTATATATTTTTTGTAGGGGTCAAAGAAATGCTGATGGATAA
CCTATATGATTTATAGTTTGTACATGCATTATACAGGCAGCGATGGTCTCAGAAAACCAACAGTTTGCT
CTAGGGGAAGAGGGAGATGGAGACTGGTCCGTGTGCAGTGAAGTTGCTGAGGCTCTGACCAGTGAGA
TTACAGAGGAAGTTATCTCTGCTCCCATTTCTGACCACCCCTTCTCATTCCAACAGTGAATCTGTGAGG
CAGGTTTAGTTTACTCAATCTCCCTTGCACTAAAGTATGTAAAGTATGTAAACAGGAGACAGGAAGGTG

- continued

GTGCTTACATCCTTAAAGGCACCATCTAATAGCGGGTTACTTTTACATACAGCCCTCCCCAGCAGTTGA
 ATGACAACAGAAGCTTCAGAAGTTTGGCAATAGTTTGCATAGAGGTACCAGCAATATGTAATAAGTGCAG
 AATCTCATAGGTTGCCAATAATACACTAATTCCTTTCTATCCTACAACAAGAGTTTATTTCCAAATAAAA
 TGAGGACATGTTTTTGTCTTTTGAATGCTTTTTGAATGTTATTTGTTATTTTCAGTATTTTGGAGAAA
 TTATTTAATAAAAAAACAATCATTGCTTTTTTG

ESR1 mRNA (partial) SEQ ID NO: 2
 AGGAGCTGGC GGAGGGCGTT CGTCCTGGGA CTGCACTTGC TCCCGTCGGG TCGCCCGGCT
 TCACCGGACC CGCAGGCTCC CGGGGCAGGG CCGGGGCCAG AGCTCGCGTG TCGGCGGGAC
 ATGCGCTGCG TCGCCTCTAA CCTCGGGCTG TGCTCTTTTT CCAGGTGGCC CGCCGGTTTC
 TGAGCCTTCT GCCCTGCGGG GACACGGTCT GCACCCTGCC CGCGGCCACG GACCATGACC
 ATGACCCTCC ACACCAAAGC ATCTGGGATG GCCCTACTGC ATCAGATCCA AGGGAACGAG
 CTGGAGCCCC TGAACCGTCC GCAGCTCAAG ATCCCCTGG AGCGGCCCTT GGGCGAGGTG
 TACCTGGACA GCAGCAAGCC CGCCGTGTAC AACTACCCCG AGGGCGCCGC CTACGAGTTC
 AACGCCGCGG CCGCCGCCAA CGCGCAGGTC TACGGTCAGA CCGGCCTCCC CTACGGCCCC
 GGGTCTGAGG CTGCGGCGTT CGGCTCCAAC GGCTGGGGG GTTTCCCCC ACTCAACAGC
 GTGTCTCCGA GCCCGTGAT GCTACTGCAC CCGCCGCCG AGCTGTGCGC TTTCTGCGAG
 CCCCACGGCC AGCAGGTGCC CTACTACCTG GAGAACGAGC CCAGCGGCTA CACGGTGCAG
 GAGGCCGGCC CGCCGGCATT CTACAGGCCA AATTGAGATA ATCGACGCCA GGGTGGCAGA
 GAAAGATTGG CCAGTACCAA TGACAAGGGA AGTATGGCTA TGGAATCTGC CAAGGAGACT
 CGCTACTGTG CAGTGTGCAA TGACTATGCT TCAGGCTACC ATTATGGAGT CTGGTCTGTG
 GAGGGCTGCA AGGCCTTCTT CAAGAGAAGT ATTCAAGGAC ATAACGACTA TATGTGTCCA
 GCCACCAACC AGTGCACCAT TGATAAAAAC AGGAGGAAGA GCTGCCAGGC CTGCCGGCTC
 CGCAAATGCT ACGAAGTGGG AATGATGAAA GGTGGGATAC GAAAAGACCG AAGAGGAGGG
 AGAATGTTGA AACACAAGCG CCAGAGAGAT GATGGGGAGG GCAGGGGTGA AGTGGGGTCT
 GCTGGAGACA TGAGAGCTGC CAACCTTTGG CCAAGCCCGC TCATGATCAA ACCTCTAAG
 AAGAACAGCC TGGCCTTGTC CCTGACGGCC GACCAGATGG TCAGTGCCTT GTTGATGCT
 GAGCCCCCA TACTCTATTG CGAGTATGAT CCTACCAGAC CCTTCAGTGA AGCTTCGATG
 ATGGGCTTAC TGACCAACCT GGCAGACAGG GAGCTGGTTC ACATGATCAA CTGGGCGAAG
 AGGGTGCCAG GCTTTGTGGA TTTGACCCCT CATGATCAGG TCCACCTTCT AGAATGTGCC
 TGGCTAGAGA TCCTGATGAT TGGTCTCGTC TGGCGCTCCA TGGAGCACCC AGGGAAGCTA
 CTGTTTGCTC CTAAGTCTCT CTTGGACAGG AACCAGGGAA AATGTGTAGA GGCATGGTG
 GAGATCTTCG ACATGCTGCT GGCTACATCA TCTCGGTTCC GCATGATGAA TCTGCAGGGA
 GAGGAGTTTG TGTGCCCAA ATCTATTATT TTGCTTAATT CTGGAGTGTA CACATTTCTG
 TCCAGCACCC TGAAGTCTCT GGAAGAGAAG GACCATATCC ACCGAGTCTT GGACAAGATC
 ACAGACACTT TGATCCACCT GATGGCCAAG GCAGGCCTGA CCCTGCAGCA GCAGCACCG
 CGGCTGGCCC AGCTCCTCCT CATCCTCTCC CACATCAGGC ACATGAGTAA CAAAGGCATG
 GAGCATCTGT ACAGCATGAA GTGCAAGAAC GTGGTGCCCC TCTATGACCT GCTGCTGGAG
 ATGCTGGACG CCCACCGCCT ACATGCGCCC ACTAGCCGTG GAGGGGCATC CGTGGAGGAG
 ACGGACCAAA GCCACTTGGC CACTGCGGGC TCTACTTCAT CGCATTCTTT GCAAAAAGTAT
 TACATCACGG GGGAGGCAGA GGGTTTCCCT GCCACGGTCT GAGAGCTCCC TGGCTCCAC
 ACGGTTGAGA TAATCCCTGC TGCATTTTAC CCTCATCATG CACCACTTTA GCCAAATTCT

-continued

GTCTCCTGCA TACACTCCGG CATGCATCCA ACACCAATGG CTTTCTAGAT GAGTGGCCAT
 TCATTTGCTT GCTCAGTTCT TAGTGGCACA TCTTCTGTCT TCTGTTGGGA ACAGCCAAAG
 GGATTCCAAG GCTAAATCTT TGTAACAGCT CTCTTTCCCC CTTGCTATGT TACTAAGCGT
 GAGGATTCCC GTAGCTCTTC ACAGCTGAAC TCAGTCTATG GGTGGGGCT CAGATAACTC
 TGTGCATTTA AGCTACTTGT AGAGACCCAG GCCTGGAGAG TAGACATTTT GCCTCTGATA
 AGCACTTTTT AAATGGCTCT AAGAATAAGC CACAGCAAAG AATTTAAAGT GGCTCCTTTA
 ATTGGTGA CT TGGAGAAAAG TAGGTCAAGG GTTTATTATA GCACCCCTCT GTATTCCTAT
 GGCAATGCAT CCTTTTATGA AAGTGGTACA CCTTAAAGCT TTTATATGAC TGTAGCAGAG
 TATCTGGTGA TTGTCAATTC ATTCCCCTA TAGGAATACA AGGGGCACAC AGGGAAGGCA
 GATCCCCTAG TTGGCAAGAC TATTTTAACT TGATACACTG CAGATTCAGA TGTGCTGAAA
 GCTCTGCCTC TGGCTTTCGG GTCATGGGTT CCAGTTAATT CATGCCTCCC ATGGACCTAT
 GGAGAGCAGC AAGTTGATCT TAGTTAAGTC TCCCTATATG AGGGATAAGT TCCTGATTTT
 TGTTTTTATT TTTGTGTAC AAAAGAAAAG CCTCCCTCCC TGAACCTGCA GTAAGGTCAG
 CTTCAGGACC TGTTCAGTG GGCACGTAC TTGGATCTTC CCGCGTGTG TGTGCCTTAC
 ACAGGGTGA ACTGTTCACT GTGGTATGC ATGATGAGGG TAAATGGTAG TTGAAAGGAG
 CAGGGGCCCT GGTGTTGCAT TTAGCCCTGG GGCATGGAGC TGAACAGTAC TTGTGCAGGA
 TTGTTGTGGC TACTAGAGAA CAAGAGGGAA AGTAGGGCAG AAACCTGGATA CAGTTCTGAG
 GCACAGCCAG ACTTGCTCAG GGTGGCCCTG CCACAGGCTG CAGCTACCTA GGAACATTCC
 TTGCAGACCC CGCATTGCC TTTGGGGTG CCCTGGGATC CCTGGGGTAG TCCAGCTCTT
 CTTCAATTTCC CAGCGTGGCC CTGGTTGGAA GAAGCAGCTG TCACAGCTGC TGTAGACAGC
 TGTGTTCCCTA CAATTGGCCC AGCACCCCTG GGCACGGGAG AAGGGTGGGG ACCGTTGCTG
 TCACTACTCA GGCTGACTGG GGCCTGGTCA GATTACGTAT GCCCTGGTG GTTTAGAGAT
 AATCCAAAAT CAGGGTTTGG TTTGGGAAG AAAATCCTCC CCCTTCCTCC CCCGCCCGT
 TCCCTACCGC CTCCACTCCT GCCAGCTCAT TTCCTCAAT TTCCTTTGAC CTATAGGCTA
 AAAAAGAAAG GCTCATTCCA GCCACAGGGC AGCCTTCCCT GGGCCTTTGC TTCTCTAGCA
 CAATTATGGG TTACTTCCCT TTTCTTAACA AAAAAGAATG TTTGATTCC TCTGGGTGAC
 CTTATTGTCT GTAATTGAAA CCCTATTGAG AGGTGATGTC TGTGTTAGCC AATGACCCAG
 GTGAGCTGCT CGGGCTTCTC TTGGTATGTC TTGTTGGAA AAGTGGATT CATTCATTTT
 TGATTGTCCA GTTAAGTGAT CACCAAGGA CTGAGAATCT GGGAGGGCAA AAAAAAAAAA
 AAAGTTTTTA TGTGCACTTA AATTTGGGA CAATTTATG TATCTGTGTT AAGGATATGT
 TTAAGAACAT AATCTTTTG TTGCTGTTG TTTAAGAAGC ACCTTAGTTT GTTTAAGAAG
 CACCTTATAT AGTATAATAT ATATTTTTT GAAATTACAT TGCTTGTTA TCAGACAATT
 GAATGTAGTA ATTCTGTCT GGATTTAATT TGACTGGGTT AACATGCAA AACCAAGGAA
 AAATATTTAG TTTTTTTTT TTTTTTTGTA TACTTTTCAA GCTACCTTGT CATGTATACA
 GTCATTTATG CCTAAAGCCT GGTGATTATT CATTTAAATG AAGATCACAT TTCATATCAA
 CTTTTGTATC CACAGTAGAC AAAATAGCAC TAATCCAGAT GCCTATTGTT GGATACTGAA
 TGACAGACAA TCTTATGTAG CAAAGATTAT GCCTGAAAAG GAAAATTATT CAGGGCAGCT
 AATTTTGCTT TTACCAAAT ATCAGTAGTA ATATTTTGG ACAGTAGCTA ATGGGTCAGT
 GGGTCTTTT TAATGTTTAT ACTTAGATTT TCTTTTAAA AAATTTAAA AAAACAAAAA
 AAAATTTCTA GGA CTAGACG ATGTAATACC AGCTAAAGCC AAACAATTAT ACAGTGAAG
 GTTTTACATT ATTCATCCAA TGTGTTCTA TTCATGTTAA GATACTACTA CATTGAAGT

-continued

GGGCAGAGAA CATCAGATGA TTGAAATGTT CGCCCAGGGG TCTCCAGCAA CTTTGAAAT
 CTCTTTGTAT TTTTACTTGA AGTGCCACTA ATGGACAGCA GATATTTTCT GGCTGATGTT
 GGTATTGGGT GTAGGAACAT GATTTAAAA AAAACTCTTG CCTCTGCTTT CCCCCACTCT
 GAGGCAAGTT AAAATGTAAA AGATGTGATT TATCTGGGGG GCTCAGGTAT GGTGGGGAAG
 TGGATTCAAG AATCTGGGGA ATGGCAAATA TATTAAGAAG AGTATTGAAA GTATTTGGAG
 GAAAATGGTT AATCTGGGT GTGCACCAGG GTTCAGTAGA GTCCACTTCT GCCCTGGAGA
 CCACAAATCA ACTAGCTCCA TTTACAGCCA TTTCTAAAAT GGCAGCTTCA GTTCTAGAGA
 AGAAAGAACA ACATCAGCAG TAAAGTCCAT GGAATAGCTA GTGGTCTGTG TTTCTTTTCG
 CCATTGCCTA GCTTGCCGTA ATGATTCTAT AATGCCATCA TGCAGCAATT ATGAGAGGCT
 AGGTCAATCA AAGAGAAGAC CCTATCAATG TAGGTGCAA AATCTAACCC CTAAGGAAGT
 GCAGTCTTTG ATTTGATTC CCTAGTAACC TTGCAGATAT GTTTAACCA GCCATAGCCC
 ATGCCTTTTG AGGCGTGAAC AAATAAGGGA CTTACTGATA ATTTACTTTT GATCACATTA
 AGGTGTTCTC ACCTTGAAAT CTTATACACT GAAATGGCCA TTGATTTAGG CCACTGGCTT
 AGAGTACTCC TTCCCTGCA TGACACTGAT TACAAATACT TTCCTATTCA TACTTTCCAA
 TTATGAGATG GACTGTGGGT ACTGGGAGTG ATCACTAACA CCATAGTAAT GTCTAATATT
 CACAGGCAGA TCTGCTTGGG GAAGCTAGTT ATGTGAAAGG CAAATAGAGT CATAACAGTAG
 CTCAAAAGGC AACATAAAT CTCTTTGGTG CAGGTCTTGG GAGCGTGATC TAGATTACAC
 TGCACCATT CCAAGTTAAT CCCCTGAAA CTTACTCTCA ACTGGAGCAA ATGAACTTTG
 GTCCCAAATA TCCATCTTTT CAGTAGCGTT AATTATGCTC TGTTTCCAAC TGCATTTCTT
 TTCCAATTGA ATTAAGTGT GGCCTCGTTT TTAGTCATTT AAAATTGTTT TCTAAGTAAT
 TGCTGCCTCT ATTATGGCAC TTCAATTTTG CACTGTCTTT TGAGATTCAA GAAAAATTTT
 TATTCTTTTT TTTGCATCCA ATTGTGCTTG AACTTTTAAA ATATGTAAAT GCTGCCATGT
 TCCAAACCCA TCGTCAGTGT GTGTGTTTAG AGCTGTGCAC CCTAGAAACA ACATATTGTC
 CCATGAGCAG GTGCCTGAGA CACAGACCCC TTTGCATTCA CAGAGAGGTC ATTGGTTATA
 GAGACTTGAA TTAATAAGTG ACATTATGCC AGTTTCTGTT CTCTCACAGG TGATAAACAA
 TGCTTTTTGT GCACTACATA CTCTTCAGTG TAGAGCTCTT GTTTTATGGG AAAAGGCTCA
 AATGCCAAAT TGTGTTTGTAT GGATTAATAT GCCCTTTTGC CGATGCATAC TATTACTGAT
 GTGACTCGGT TTTGTGCGAG CTTTGCTTTG TTTAATGAAA CACACTTGTA AACCTCTTTT
 GCACTTTGAA AAAGAATCCA GCGGGATGCT CGAGCACCTG TAAACAATTT TCTCAACCTA

SEQ ID NO:3-46 MCL1, SAP30, DUSP1, SGK1, 50 U.S. Pat. No. 5,143,854
 SMARCA2, PTGDS, TNFRSF9, SFN, LAPTM5, U.S. Pat. No. 5,202,231
 GPSM2, SORT1, DPT, NRPI, ACSL5, BIRC3, NNMT, U.S. Pat. No. 5,242,974
 IGFBP6, PLXNC1, SLC46A3, C14orf139, PIAS1, IDH2, U.S. Pat. No. 5,288,644
 SERPINF1, ERBB2, PECAM1, LBH, ST3GAL5, IL1R1, U.S. Pat. No. 5,324,633
 BIN1, WIPF1, TFPI, FN1, FAM134A, NRPI1, RAC2, 55 U.S. Pat. No. 5,384,261
 SPP1, PHF15, BTN3A2, SESN1, MAP3K5, DPYSL2, U.S. Pat. No. 5,405,783
 SEMA4D, STOM, and MAOA gene. U.S. Pat. No. 5,412,087
 SEQ ID NO:47 GR alpha. U.S. Pat. No. 5,424,186
 SEQ ID NO:48 GR beta. U.S. Pat. No. 5,429,807
 SEQ ID NO:49 NRR3C1 mRNA (complete) 60 U.S. Pat. No. 5,432,049
 U.S. Pat. No. 5,436,327

REFERENCES

The following references, to the extent that they provide
 exemplary procedural or other details supplementary to 65 U.S. Pat. No. 5,470,710
 those set forth herein, are specifically incorporated herein by U.S. Pat. No. 5,472,672
 reference. U.S. Pat. No. 5,492,806
 U.S. Pat. No. 5,503,980

U.S. Pat. No. 5,510,270
 U.S. Pat. No. 5,525,464
 U.S. Pat. No. 5,525,464
 U.S. Pat. No. 5,527,681
 U.S. Pat. No. 5,529,756
 U.S. Pat. No. 5,532,128
 U.S. Pat. No. 5,545,531
 U.S. Pat. No. 5,547,839
 U.S. Pat. No. 5,554,501
 U.S. Pat. No. 5,556,752
 U.S. Pat. No. 5,561,071
 U.S. Pat. No. 5,571,639
 U.S. Pat. No. 5,580,726
 U.S. Pat. No. 5,580,732
 U.S. Pat. No. 5,593,839
 U.S. Pat. No. 5,599,672
 U.S. Pat. No. 5,599,695
 U.S. Pat. No. 5,610,287
 U.S. Pat. No. 5,624,711
 U.S. Pat. No. 5,631,134
 U.S. Pat. No. 5,639,603
 U.S. Pat. No. 5,654,413
 U.S. Pat. No. 5,658,734
 U.S. Pat. No. 5,661,028
 U.S. Pat. No. 5,665,547
 U.S. Pat. No. 5,667,972
 U.S. Pat. No. 5,695,940
 U.S. Pat. No. 5,700,637
 U.S. Pat. No. 5,744,305
 U.S. Pat. No. 5,800,992
 U.S. Pat. No. 5,807,522
 U.S. Pat. No. 5,830,645
 U.S. Pat. No. 5,837,196
 U.S. Pat. No. 5,847,219
 U.S. Pat. No. 5,871,928
 U.S. Pat. No. 5,876,932
 U.S. Pat. No. 5,919,626
 U.S. Pat. No. 6,004,755
 U.S. Pat. No. 6,087,102
 U.S. Pat. No. 6,368,799
 U.S. Pat. No. 6,383,749
 U.S. Pat. No. 6,617,112
 U.S. Pat. No. 6,638,717
 U.S. Pat. No. 6,720,138
 U.S. Patent Publ. 2010/0135956
 Belanoff et al., *Eur. J. Pharmacol.*, 655(1-3):117-20, 2011.
 Cho et al. *Biochemistry*, 44(9):3547-61, 2005.
 Clark, *Curr. Top. Med. Chem.* 8(9):813-838, 2008.
 Colleoni et al., *Annals of Oncology*, 11(8):1057, 2000.
 European Appln. EP 373 203
 European Appln. EP 785 280
 European Appln. EP 799 897
 Evans, *Science*, 240:889, 1988.
 Fodor et al., *Science*, 251:767-777, 1991.
 Grover and Martin, *Carcinogenesis*, 23(7):1095-102, 2002.
 Hacia et al., *Nature Genet.*, 14:441-449, 1996.

Harrison's Principles of Internal Medicine, Kasper et al. (Eds.), 16th Ed., Chapter 70, 2005.
 Henderson et al. *Cancer Res.*, 48:246-253, 1988.
 Keen and Davidson, *Cancer*, 97(3 Suppl):825-33, 2003.
 5 Ma et al., *J. Immunol.*, 171(2):608-615, 2003.
 MacBeath and Schreiber, *Science*, 289(5485):1760-3, 2000.
 Melhem et al, *Clin. Cancer Res.*, 15(9):3196-204, 2009.
 Mikosz et al., *J. Biol. Chem.*, 276:16649-54, 2001.
 Moran et al., *Cancer Res.*, 60:867-872, 2000.
 10 Pandey and Mann, *Nature*, 405(6788):837-46, 2000.
 Pang and Conzen, *Cancer Biol. Ther. Cancer Biol. Ther.*, 5(8):933-40, 2006.
 PCT Appln. WO 01/68255
 PCT Appln. WO 03/020898
 PCT Appln. WO 03/022421
 15 PCT Appln. WO 03/023058
 PCT Appln. WO 03/029485
 PCT Appln. WO 03/040410
 PCT Appln. WO 03/053586
 PCT Appln. WO 03/066906
 20 PCT Appln. WO 03/067217
 PCT Appln. WO 03/076928
 PCT Appln. WO 03/087297
 PCT Appln. WO 03/091426
 PCT Appln. WO 03/093810
 25 PCT Appln. WO 03/100448A1
 PCT Appln. WO 04/020085
 PCT Appln. WO 04/027093
 PCT Appln. WO 09/923,256
 PCT Appln. WO 09/936,760
 30 PCT Appln. WO 93/17126
 PCT Appln. WO 95/11995
 PCT Appln. WO 95/21265
 PCT Appln. WO 95/21944
 PCT Appln. WO 95/35505
 35 PCT Appln. WO 96/30347
 PCT Appln. WO 96/31622
 PCT Appln. WO 96/33980
 PCT Appln. WO 97/10365
 PCT Appln. WO 97/27317
 40 PCT Appln. WO 9743450
 PCT Appln. WO 99/35505
 PCT Appln. WO 01/38580
 PCT Appln. WO 03/100012
 45 Pease et al., *Proc. Natl. Acad. Sci. USA*, 91:5022-5026, 1994.
 Peeters et al., *Ann. NY Acad. Sci.*, 1148:536-41, 2008.
 Pike et al., *Epidemiologic Rev.*, 15(1):17-35, 1993.
 Shoemaker et al., *Nature Genetics*, 14:450-456, 1996.
 Sims et al. *BMC Medical Genomics*, 1(42):1-14, 2008.
 50 Sorlie et al., *Proc. Natl. Acad. Sci. USA*, 98:10869-10874., 2001.
 Srinivas et al., *Clin. Chem.*, 48(8):1160-9, 2002.
 UK Appln. 8 803 000
 Wu et al., *Cancer Res.*, 64:1757-64, 2004.
 55 Wu et al., *J. Clin. Invest.*, 114:560-568, 2004.
 Wu et al., *Mol Endocrinol.*, 2006

SEQUENCE LISTING

<160> NUMBER OF SEQ ID NOS: 49

<210> SEQ ID NO 1

<211> LENGTH: 4794

<212> TYPE: DNA

<213> ORGANISM: Homo sapiens

-continued

<220> FEATURE:

<223> OTHER INFORMATION: nuclear receptor subfamily 3, group C, member 1 (NR3C1), glucocorticoid receptor cDNA

<400> SEQUENCE: 1

```

tttttagaaa aaaaaaatat atttcctcc tgctcctct gcgttcacaa gctaagttgt    60
ttatctcggc tgcggcggga actgcggacg gtggcgggcg agcggctcct ctgccagagt    120
tgatattcac tgatggactc caaagaatca ttaactcctg gtagagaaga aaaccccagc    180
agtgtgcttg ctcaggagag gggagatgtg atggacttct ataaaacct aagaggagga    240
gctactgtga aggtttctgc gtcttcaccc tcactggctg tcgcttctca atcagactcc    300
aagcagcgaa gacttttggg tgattttcca aaaggctcag taagcaatgc gcagcagcca    360
gatctgtcca aagcagtttc actctcaatg ggactgtata tgggagagac agaaacaaaa    420
gtgatgggaa atgacctggg attcccacag cagggccaaa tcagccttcc ctcgggggaa    480
acagacttaa agcttttggg agaaagcatt gcaaacctca ataggctcag cagtgttcca    540
gagaacccca agagttcagc atccactgct gtgtctgctg cccccacaga gaaggagttt    600
ccaaaaactc actctgatgt atcttcagaa cagcaacatt tgaagggcca gactggcacc    660
aacggtggca atgtgaaatt gtataccaca gaccaaagca cctttgacat tttgaggat    720
ttggagtttt cttctgggtc cccaggtaaa gagacgaatg agagtccttg gagatcagac    780
ctggtgatag atgaaaactg tttgctttct cctctggcgg gagaagcga ttcattcctt    840
ttggaaggaa actcgaatga ggactgcaag cctctcattt taccggacac taaacccaaa    900
attaaggata atggagatct ggttttgtca agccccagta atgtaacct gccccaagtg    960
aaaacagaaa aagaagatth catcgaactc tgcaccctcg gggtaatata gcaagagaaa   1020
ctgggcacag tttactgtca ggcaagcttt cctggagcaa atataattgg taataaaatg   1080
tctgccattt ctgttcatgg tgtgagtacc tctggaggac agatgtacca ctatgacatg   1140
aatacagcat ccctttctca acagcaggat cagaagccta tttttaatgt cattccacca   1200
attcccgctg gttccgaaaa ttggaatagg tgccaaggat ctggagatga caacttgact   1260
tctctgggga ctctgaactt cctctgtcga acagtttttt ctaatggcta ttcaagcccc   1320
agcatgagac cagatgtaag ctctcctcca tccagctcct caacagcaac aacaggacca   1380
cctcccacac tctgcctggt gtgctctgat gaagcttcag gatgtcatta tggagtctta   1440
acttgtggaa gctgtaaagt tttcttcaaa agagcagtgg aaggacagca caattacctt   1500
tgtgtcggaa ggaatgatg catcatcgat aaaattcgaa gaaaaaactg cccagcatgc   1560
cgctatcgaa aatgtcttca ggtcggatg aacctggaag ctcgaaaaac aaagaaaaaa   1620
ataaaaggaa ttcagcaggc cactacagga gtctcacaag aaacctctga aaatcctggt   1680
aacaaaacaa tagttcctgc aacgttacca caactcacc ctaccctggt gtcactgttg   1740
gaggttattg aacctgaagt gttatatgca ggatatgata gctctgttcc agactcaact   1800
tggaggatca tgactacgct caacatgta ggagggcggc aagtgattgc agcagtgaaa   1860
tgggcaaagg caataccagg tttcaggaac ttacacctgg atgacaaaat gaccctactg   1920
cagtactcct ggatgtttct tatggcattt gctctggggt ggagatcata tagacaatca   1980
agtgcacacc tgctgtgttt tgctcctgat ctgattatta atgagcagag aatgactcta   2040
ccctgcatgt acgaccaatg taaacacatg ctgtatgttt cctctgagtt acacaggctt   2100
caggtatctt atgaagagta tctctgtatg aaaaccttac tgcttctctc ttcagttcct   2160
aaggacggtc tgaagagcca agagctatth gatgaaatta gaatgacctt catcaaagag   2220

```

-continued

ctaggaaaag ccattgtcaa gagggaagga aactccagcc agaactggca gcggttttat	2280
caactgacaa aactcttga ttctatgcat gaagtgggtg aaaatctcct taactattgc	2340
ttccaaacat ttttggataa gaccatgagt attgaattcc ccgagatggt agctgaaatc	2400
atcaccaatc agataccaaa atattcaaat ggaaatatca aaaaacttct gtttcatcaa	2460
aagtgactgc ctttaataaga atggttgct taaagaaagt cgaattaata gcttttattg	2520
tataaactat cagtttgcc tgtagagggt ttggtgtttt attttttatt gttttcatct	2580
gttgttttgt tttaaatag cactacatgt ggtttataga gggccaagac ttggcaacag	2640
aagcagttga gtcgtcatca ctttctcagt atgggagagt agatggtgaa atttattagt	2700
taatataatc cagaaattag aaaccttaat atgtggagct aatctccaca gtcaaagaag	2760
gatggcact aaaccaccag tgcccaagct ctgtgtgatg aactttctct tcatactttt	2820
tttcacagtt ggctggatga aattttctag actttctgtt ggtgtatccc cccccctgta	2880
tagttaggat agcatttttg atttatgcat ggaaacctga aaaaaagttt acaagtgtat	2940
atcagaaaag ggaagtgtg ccttttatag ctattactgt ctggttttaa caatttctct	3000
tatatttagt gaactacgct tgctcatttt ttcttacata attttttatt caagtattg	3060
tacagctggt taagatgggc agctagtctg tagctttccc aaataaactc taaacattaa	3120
tcaatcatct gtgtgaaaat ggggttggtc ttctaacctg atggcactta gctatcagaa	3180
gaccacaaaa attgactcaa atctccagta ttcttgtaa aaaaaaaaa aaaaaagctc	3240
atattttgta tataatctgct tcagtgagga atttataggg ttgtgcaaat taacagtcct	3300
aactggata gagcacctag tccagtgacc tgctgggtaa actgtggatg atgggtgcaa	3360
aagactaatt taaaaataa ctaccaagag gccctgtctg tacctaagc cctatttttg	3420
caatggctat atggcaagaa agctggtaaa ctatttctct ttcaggacct tttgaagtag	3480
tttgataaac ttcttaaaag ttgtgattcc agataaccag ctgtaacaca gctgagagac	3540
ttttaatcag acaagtaat tcctctcact aaactttacc caaaaactaa atctctaata	3600
tggcaaaaat ggctagacac ccattttcac attcccactc gtcaccaatt ggtaaatctt	3660
tcctgatggt acaggaaagc tcagctactg attttttgta tttagaactg tatgtatgct	3720
agacatccat gtttgtaaaa ctacacatcc ctaatgtgtg ccatagagtt taacacaagt	3780
cctgtgaatt tcttcaactg tgaatttat tttaaacaaa atagaagctg tagtagccct	3840
ttctgtgtgc accttaccaa ctttctgtaa actcaaaact taacatattt actaagccac	3900
aagaaatttg atttctattc aaggtggcca aattatttgt gtaatagaaa actgaaaatc	3960
taatattaaa aatattggaac ttctaataata tttttatatt tagttatagt ttcagatata	4020
tatcatattg gtattcacta atctgggaag ggaagggcta ctgcagcttt acatgcaatt	4080
tattaaaatg attgtaaaat agcttgatata gtgtaaaata agaattgattt ttagatgaga	4140
ttgttttacc atgacatggt atatatattt tgtaggggct aaagaaatgc tgatggataa	4200
cctatatgat ttatagtttg tacatgcatt catacagcca gcgatggtct cagaaaccaa	4260
acagtttctc ctagggaag agggagatgg agactggtcc tgtgtgcagt gaaggttctc	4320
gaggctctga cccagtgaga ttacagagga agttatctct tgctcccat tctgaccacc	4380
cttctcattc caacagtgag tctgtcagcg caggtttagt ttactcaatc tcccctgca	4440
ctaaagtatg taaagtatgt aaacaggaga caggaagggt gtgcttacat ccttaaggc	4500
accatctaata agcgggttac tttcacatac agccctcccc cagcagttga atgacaacag	4560

-continued

```

aagcttcaga agtttgcaa tagtttgcag agaggtacca gcaatatgta aatagtgcag 4620
aatctcatag gttgccaata atacactaat tcctttctat cctacaacaa gagtttattt 4680
ccaaataaaa tgaggacatg tttttgtttt ctttgaatgc tttttgaatg ttatttgta 4740
ttttcagat tttggagaaa ttatttaata aaaaaacaa tcatttgctt tttg 4794

```

<210> SEQ ID NO 2

<211> LENGTH: 6300

<212> TYPE: DNA

<213> ORGANISM: Homo sapiens

<220> FEATURE:

```

<223> OTHER INFORMATION: nuclear receptor subfamily 3, group A, member
1, transcript variant 4 (NR3A1), estrogen receptor
(ESR1, ER, ESR, ESRA, ESTR) cDNA (partial)

```

<400> SEQUENCE: 2

```

aggagctggc ggaggggcgtt cgtcctggga ctgcacttgc tcccgtcggg tcgcccggct 60
tcaccggacc cgcaggtcc cggggcaggg cggggccag agctcgcgtg tcggcgggac 120
atgctgtgag tcgcctctaa cctcgggctg tgctcttttt ccagggtggc cgccggtttc 180
tgagccttct gccctgctgg gacacggtct gcaccctgcc cgcggccacg gacctgacc 240
atgaccctcc acaccaaacg atctgggatg gccctactgc atcagatcca agggaacgag 300
ctggagcccc tgaaccgtcc gcagctcaag atcccctgg agcggcccct gggcgagggtg 360
tacctggaca gcagcaagcc cgcctgttac aactaccctg agggcgcgcg ctacgagttc 420
aacgcccgcg cgcgcgcaaa cgcgcaggtc tacggtcaga cgggcctccc ctacggcccc 480
gggtctgagg ctgcggcgtt cggtcccaac ggcctggggg gtttcccccc actcaacagc 540
gtgtctccga gcccgctgat gctactgcac cgcgcgcgcg agctgtcgcg tttcctgcag 600
ccccacggcc agcaggtgcc ctactacctg gagaacgagc ccagcggcta cacgggtgcg 660
gaggccggcc cgcggcatt ctacaggcca aattcagata atcgacgcca ggggtggcaga 720
gaaagattgg ccagtaccaa tgacaaggga agtatggcta tggaatctgc caaggagact 780
cgctactgtg cagtgtgcaa tgactatgct tcaggctacc attatggagt ctggctcctg 840
gagggctgca aggccttctt caagagaagt attcaaggac ataacgacta tatgtgtcca 900
gccaccaacc agtgacccat tgataaaaac aggaggaaga gctgccaggc ctgccggctc 960
cgcaaatgct acgaagtggg aatgatgaaa ggtgggatac gaaaagaccg aagaggaggg 1020
agaatgttga aacacaagcg ccagagagat gatggggagg gcaggggtga agtggggtct 1080
gctggagaca tgagagctgc caacctttgg ccaagcccgc tcatgatcaa acgctctaag 1140
aagaacagcc tggccttctc cctgacggcc gaccagatgg tcagtgccctt gttggatgct 1200
gagcccccca tactctattc cgagtatgat cctaccagac cttcagtgga agcttcgatg 1260
atgggcttac tgaccaacct ggcagacagg gagctggttc acatgatcaa ctgggcgaag 1320
agggtgccag gctttgtgga tttgacctc catgatcagg tccacctctc agaatgtgcc 1380
tggctagaga tcctgatgat tggctctctc tggcctcca tggagcacc agggaagcta 1440
ctgtttgctc ctaacttctc cttggacagg aaccagggaa aatgtgtaga gggcatggtg 1500
gagatctctg acatgctgct ggctacatca tctcgggtcc gcatgatgaa tctgcaggga 1560
gaggagtttg tgtgcctcaa atctattatt ttgcttaatt ctggagtgta cacatttctg 1620
tccagcacc cgaagtctct ggaagagaag gaccatatcc accgagtoct ggacaagatc 1680
acagacactt tgatccacct gatggccaag gcaggcctga ccctgcagca gcagcaccag 1740
cggctggccc agctcctcct catcctctcc cacatcaggc acatgagtaa caaaggcatg 1800

```


-continued

gagcatctgt acagcatgaa gtgcaagaac gtggtgcccc tctatgacct gctgctggag	1860
atgctggaag cccaccgect acatgcgccc actagccgtg gaggggcatc cgtggaggag	1920
acggacccaaa gccacttggc cactgcgggc tctacttcat cgcattcctt gcaaaagtat	1980
tacatcacgg gggaggcaga gggtttccct gccacggctc gagagctccc tggctcccac	2040
acggttcaga taatccctgc tgcattttac cctcatcatg caccacttta gccaaattct	2100
gtctcctgca tacactcogg catgcatcca acaccaatgg ctttctagat gagtggccat	2160
tcatttgctt gctcagttct tagtggcaca tcttctgtct tctgttggga acagccaaag	2220
ggattccaag gctaaatcct tgtaacagct ctctttcccc cttgctatgt tactaagcgt	2280
gaggattccc gtactccttc acagctgaac tcagtctatg gggtggggct cagataactc	2340
tgtgcattta agctacttgt agagaccocag gcctggagag tagacatttt gcctctgata	2400
agcacttttt aaatggctct aagaataagc cacagcaaaag aatttaaagt ggctccttta	2460
attggtgact tggagaaagc taggtcaagg gtttattata gcacctctt gtattcctat	2520
ggcaatgcat ccttttatga aagtgttaca ccttaaagct tttatagac tgtagcagag	2580
tatctggtga ttgtcaattc attccccta taggaataca aggggcacac agggaaggca	2640
gatcccctag ttggcaagac tattttaact tgatacactg cagattcaga tgtgctgaaa	2700
gctctgcctc tggtttcccg gtcatgggtt ccagttaatt catgcctccc atggacctat	2760
ggagagcagc aagtgtatct tagttaagtc tccctatatg agggataagt tcctgatttt	2820
tgtttttatt tttgtgttac aaaagaaagc cctccctccc tgaacttgca gtaaggtcag	2880
cttcaggacc tgttccagtg ggcactgtac ttggatcttc ccggcgtgtg tgtgccttac	2940
acaggggtga actgttcact gtggtgatgc atgatgaggg taaatggtag ttgaaaggag	3000
caggggcctt ggtgttgcac ttagccctgg ggcattggagc tgaacagtac ttgtgcagga	3060
ttgtgtggc tactagagaa caagagggaa agtagggcag aaactggata cagtctgag	3120
gcacagccag acttgcctcag ggtggccctg ccacaggctg cagctaccta ggaacattcc	3180
ttgcagaccc cgcattgccc tttgggggtg ccttgggac cctggggtag tccagctctt	3240
cttcatttcc cagcgtggcc ctgggtggaa gaagcagctg tcacagctgc tgtagacagc	3300
tgtgttccta caattggccc agcaccctgg ggcacgggag aagggtgggg accgttgctg	3360
tcactactca ggctgactgg ggccctggtea gattacgtat gcccttgggt gtttagagat	3420
aatccaaaat caggggttgg tttggggaag aaaatcctcc cccttctcc cccgccccgt	3480
tcctaccgc ctccactcct gccagctcat ttcctcaat ttcctttgac ctataggcta	3540
aaaaagaaaag gctcattcca gccacagggc agccttccct gggcctttgc ttctctagca	3600
caattatggg ttacttccct tttcttaaca aaaaagaatg tttgatttcc tctgggtgac	3660
cttattgtct gtaattgaaa ccctattgag aggtgatgtc tgtgttagcc aatgaccag	3720
gtgagctgct cgggctcttc ttggatgtc ttgtttgaa aagtggattt cattcatttc	3780
tgattgtcca gttaagtgat caccaaagga ctgagaatct gggagggcaa aaaaaaaaa	3840
aaagttttta tgtgcactta aatttgggga caattttatg tatctgtgtt aaggatattg	3900
ttaagaacat aattcttttg ttgctgttg ttaagaagc acctagttt gtttaagaag	3960
caccttatat agtataatat atattttttt gaaattacat tgcttgttta tcagacaatt	4020
gaatgtagta attctgttct ggatttaatt tgactgggtt aacatgcaaa aaccaaggaa	4080
aaatatttag tttttttttt tttttttgta tacttttcaa gctacctgt catgtataca	4140

-continued

```

gtcatttatg cctaaagcct ggtgattatt cattttaatg aagatcacat ttcatatcaa 4200
cttttgtatc cacagtagac aaaatagcac taatccagat gcctattggt ggatactgaa 4260
tgacagacaa tcttatgtag caaagattat gcctgaaaag gaaaattatt cagggcagct 4320
aattttgctt ttacccaaat atcagtagta atatttttgg acagtagcta atgggtcagt 4380
gggttccttt taatgtttat acttagattt tcttttaaaa aaattaaaat aaaacaaaaa 4440
aaaatttcta ggactagacg atgtaatacc agctaaagcc aaacaattat acagtggaag 4500
gttttacatt attcatccaa tgtgtttcta ttcattgtaa gatactacta catttgaagt 4560
gggcagagaa catcagatga ttgaaatggt cgcccagggg tctccagcaa ctttggaat 4620
ctctttgat ttttacttga agtgccacta atggacagca gatattttct ggctgatggt 4680
ggtattgggt gtaggaacat gatttaaaaa aaaactcttg cctctgcttt cccccactct 4740
gaggcaagtt aaaatgtaaa agatgtgatt tatctggggg gctcaggat ggtggggaag 4800
tggattcagg aatctgggga atggcaata tattaagaag agtattgaaa gtatttgag 4860
gaaaatggtt aattctgggt gtgcaccagg gttcagtaga gtccacttct gccctggaga 4920
ccacaaatca actagctcca tttacagcca tttctaaaat ggcagctca gttctagaga 4980
agaaagaaca acatcagcag taaagtccat ggaatagcta gtggtctgtg tttcttttcg 5040
ccattgccta gcttgccgta atgattctat aatgccatca tgcagcaatt atgagaggct 5100
aggtcacca aagagaagac cctatcaatg taggttgcaa aatctaacc ctaaggaagt 5160
gcagtccttg atttgatttc cctagtaacc ttgcagatat gtttaaccaa gccatagccc 5220
atgccttttg agggctgaac aaataaggga cttactgata atttactttt gatcacatta 5280
agggtttctc accttgaat cttatacact gaaatggcca ttgatttagg cactggctt 5340
agagtactcc tccccctgca tgacactgat tacaataact ttctattca tactttocaa 5400
ttatgagatg gactgtgggt actgggagtg atcactaaca ccatagtaat gtctaattt 5460
cacaggcaga tctgcttggg gaagctagtt atgtgaaagg caaatagagt catcacagtag 5520
ctcaaaaggc aaccataatt ctctttgggt caggtcttgg gagcgtgatc tagattacac 5580
tgcaccattc ccaagttaat ccctgaaaa cttactctca actggagcaa atgaactttg 5640
gtcccaaata tccatctttt cagtagcgtt aattatgctc tgtttccaac tgcatttctc 5700
ttccaattga attaaagtgt ggctcgtt ttagtcattt aaaattgttt tctaagtaat 5760
tgctgcctct attatggcac ttcaattttg cactgtcttt tgagattcaa gaaaaatttc 5820
tattcttttt tttgatcca attgtgcctg aacttttaaa atatgtaaat gctgccatgt 5880
tccaaaacca tgcctagtg gtgtgttttag agctgtgcac cctagaaaaca acatattgtc 5940
ccatgagcag gtgcctgaga cacagacccc tttgcattca cagagaggtc attggttata 6000
gagacttgaa ttaataagt acattatgcc agtttctgtt ctctcacagg tgataaacia 6060
tgctttttgt gcactacata ctcttcagtg tagagctctt gttttatggg aaaaggctca 6120
aatgccaat tgtgtttgat ggattaatat gcccttttgc cgatgcatac tattactgat 6180
gtgactcggg tttgtcagc ctttgctttg ttaaatgaaa cacacttgta aacctctttt 6240
gcactttgaa aaagaatcca gcgggatgct cgagcacctg taaacaattt tctcaacct 6300

```

<210> SEQ ID NO 3

<211> LENGTH: 4107

<212> TYPE: DNA

<213> ORGANISM: Homo sapiens

<220> FEATURE:

<223> OTHER INFORMATION: MCL1 glucocorticoid receptor-responsive gene

-continued

<400> SEQUENCE: 3

gcgcaacct ccggaagctg cgcgccctt ccccttttat gggaataactt tttttaaaaa 60
 aaaagagtgc gctggcgcca ccccgtagga ctggcgcccc taaaaccgtg ataaaggagc 120
 tgctcgccac ttctcacttc cgttccttc cagtaaggag tcggggtctt ccccagttt 180
 ctccagccagg cggcgccggc gactggcaat gtttggctc aaaagaaacg cggtaatcgg 240
 actcaacctc tactgtgggg gggccggctt gggggccggc agcggcgcg ccaccgccc 300
 gggagggcga cttttggcta cggagaagga gccctcgcc cggcgagaga tagggggagg 360
 ggagccggc gcggtgattg gcggaagcgc cggcgcaagc ccccgctcca ccctcagcc 420
 agactcccgg agggctcgcg gcccgccgcc cattggcgcc gaggtccccg acgtcaccgc 480
 gacccccgag aggtgctttt tcttcgcgcc caccgcccgc gcggcgcgcc ttgaggagat 540
 ggaagccccg gccgctgacg ccatcatgtc gcccaagag gagctggacg ggtacgagcc 600
 ggagcctctc gggaaagcgc cggctgtcct gccgctgctg gagttggtcg gggaaatctgg 660
 taataacacc agtacggagc ggtcactacc ctgcagccgc ccgccagcag agggaggagga 720
 ggacgagttg taccggcagt cgttgagat tatctctcgg taccttcggg agcaggccac 780
 cggcgccaag gacacaaagc caatgggcag gtctggggcc accagcagga aggcgctgga 840
 gaccttacga cgggttgggg atggcgtgca gcgcaaccac gagacggcct tccaaggcat 900
 gcttcggaac ctggacatca aaaacgaaga cgatgtgaaa tcggtgtctc gagtgatgat 960
 ccatgttttc agcagcggcg taacaaactg gggcaggatt gtgactctca tttcttttg 1020
 tgcttttggt gctaaacct tgaagaacct aaaccaagaa agctgcatcg aaccattagc 1080
 agaaagtatc acagacgttc tcgtaaggac aaaacgggac tggctagtta aacaaagagg 1140
 ctgggatggg tttgtggagt tcttccatgt agaggacct gaagggtggc tcaggaatgt 1200
 gctgctggct tttgcagggt ttgctggagt aggagctggt ttggcatatc taataagata 1260
 gccttactgt aagtgcata gttgactttt aaccaaccac caccaccacc aaaaccagtt 1320
 tatgcagttg gactccaagc tgtaacttcc tagagttgca ccctagcaac ctaccagaa 1380
 aagcaagtgg caagaggatt atggctaaca agaataaata catgggaaga gtgctcccca 1440
 ttgattgaag agtcaactgc tgaagaagc aaagtctagt ttcagcaaca aacaaacttt 1500
 gtttgggaag ctatggagga ggacttttag atttagttaa gatggtaggg tggaaagact 1560
 taatttcctt gttgagaaca ggaagtggc cagtagccag gcaagtcata gaattgatta 1620
 cccgccaagt tcattaattt actgtagtgt taagagaagc actaagaatg ccagtgcct 1680
 gtgtaaaagt tacaagtaat agaactatga ctgtaagcct cagtactgta caaggaagc 1740
 ttttctctc tctaattagc tttcccagta tacttcttag aaagtccaag tgttcaggac 1800
 tttataacct gttatacttt ggcttgggtt ccatgattct tactttatta gcctagtta 1860
 tcaccaataa tacttgacgg aaggtcagc aattagttat gaatatggat atcctcaatt 1920
 cttagacag cttgtaaatg tatttgtaaa aattgtatat atttttacag aaagtctatt 1980
 tctttgaaac gaaggaagta tcgaatttac attagttttt ttcataacct tttgaacttt 2040
 gcaacttccg taattagga cctgtttctt acagcttttc tatgctaaac tttgtctgt 2100
 tcagttctag agtgatata gaacgaattg atgtgtaact gtatgcagac tggttgtagt 2160
 ggaacaaatc tgataactat gcaggtttaa attttctat ctgattttgg taagtattcc 2220
 ttagataggt tttctttga aaacctggga ttgagagggt gatgaatgga aattctttca 2280

-continued

```

cttcattata tgcaagtttt caataattag gtctaagtgg agttttaagg ttactgatga 2340
cttaciaaata atgggctctg attgggcaat actcatttga gttccttcca tttgacctaa 2400
tttaactggg gaaatttaaa gtgaattcat gggctcatct ttaaagcttt tactaaaaga 2460
ttttcagctg aatggaactc attagctgtg tgcataataa aagatcacat caggtggatg 2520
gagagacatt tgatcccttg tttgcttaat aaattataaa atgatggctt ggaaaagcag 2580
gctagtctaa ccattgggct attattaggc ttgcttgta cacacacagg tctaagccta 2640
gtatgtcaat aaagcaaata cttactgttt tgtttctatt aatgattccc aaacctgtt 2700
gcaagttttt gcattggcat ctttgattt cagtcttgat gtttgttcta tcagacttaa 2760
ccttttattt cctgtccttc cttgaaattg ctgattgttc tgetccctct acagatattt 2820
atatcaattc ctacagcttt cccctgccat ccttgaactc tttctagccc ttttagattt 2880
tggcactgtg aaacctctgc tggaaacctg agtgaccctc cctcccacc aagagtccac 2940
agaccttcca tctttcaca acttgatcct gttagcagg ggtaatacca tgggtgctgt 3000
gacactaaca gtcattgaga ggtgggagga agtccctttt ccttgactg gtatctttc 3060
aactattgtt ttatcctgtc tttgggggca atgtgtcaaa agtcccctca ggaattttca 3120
gaggaaagaa cattttatga ggtttctct aaagtttct ttgtatagga gtatgctcac 3180
ttaaatttac agaaagagg gagctgtgtt aaacctcaga gtttaaaagc tactgataaa 3240
ctgaagaaag tgtctatatt ggaactaggg tcatttgaaa gcttcagtct cggaacatga 3300
cctttagtct gtggactcca tttaaaaata ggtatgaata agatgactaa gaatgtaatg 3360
gggaagaact gccctgctg cccatctcag agccataagg tcatctttgc tagagctatt 3420
tttacctatg tatttatcgt tcttgatcat aagccgctta tttatatcat gtatctctaa 3480
ggacctaaaa gcactttatg tagtttttaa ttaattotaa gatctgggta cggtaactaa 3540
aaaagcctgt ctgccaatc cagtggaaac aagtgcatag atgtgaattg gtttttaggg 3600
gccccacttc ccaattcatt aggtatgact gtggaatac agacaaggat cttagtgtat 3660
attttgggct tggggcagtg agggcttagg acaccccaag tggtttggga aaggaggagg 3720
ggagtggggt gtttataggg ggaggaggag gcaggtggtc taagtgtgta ctggctacgt 3780
agttcgggca aatcctcaa aagggaaagg gaggatttgc ttagaaggat ggcgctccca 3840
gtgactactt tttgacttct gtttgtctta cgcttctctc agggaaaaac atgcagtct 3900
ctagtgttct atgtacattc tgtggggggt gaacaccttg gttctgggta aacagctgta 3960
cttttgatag ctgtgccagg aagggttagg accaactaca aattaatgtt ggttgctaaa 4020
tgtagtgtgt ttccttaact ttctgtttt cctgagaaaa aaaaataaat cttttattca 4080
aatacaggga aaaaaaaaa aaaaaaa 4107

```

<210> SEQ ID NO 4

<211> LENGTH: 1126

<212> TYPE: DNA

<213> ORGANISM: Homo sapiens

<220> FEATURE:

<223> OTHER INFORMATION: SAP30 glucocorticoid receptor-responsive gene

<400> SEQUENCE: 4

```

tccccatgtg acagtgagcg gggccccgc tccaggagac gctcgagtct gcgtcccggc 60
ctcagcact gtccactgtt tcgggtgccag cagagaccag caggccccgg acagttgggt 120
tttgccctg cgcgtgtcta acttgggtgt cagagtgaat tgccgctgcc ggagcggaga 180
gaggcggagc ggccaggaga gaggggattt ctgtcagcgc cggcctcggg agctcggaga 240

```

-continued

```

catgaacggc ttcacgctg acgagatgag ccgcgggcgg gatgcgggcc cgcagtggc 300
cgcagtggtc gctgcccgcg ccgccgccgc ctccggcgggg aacgggaccg gcgcgggcac 360
cggggctgag gtgccggcg cgggggcggt ctccagcggt gggcccccg gggcgggccg 420
gccgggcccc gggcaactgt gctgectcg ggagatggt ggcgggtgcg gccggggcgc 480
aggcaacgcc agcttcagca agaggatcca gaagagcatc tcccagaaga aggtgaagat 540
cgagctggat aagagcga aagcatttta catatgtgat tatcataaaa acttaattca 600
gagtggtcga aacagaagaa agagaaaagg gagtgatgat gatggagggtg attcacctgt 660
tcaagatatt gataccccag aggttgattt ataccaatta caagtaata cacttaggag 720
atacaaaaga cacttcaagc taccaaccag accaggactt aataaagcac aacttgttga 780
gatagttggt tgccacttta ggtctattcc agtgaatgaa aaagacacct taacatattt 840
catctactca gtgaagaatg acaagaacaa atcagatctc aaggttgata gtggtgttca 900
ctaggagacg tggaattgag actaataact tggatgttaa cactgtttac tgttttttca 960
catgtagaaa tgttctttgt gtatttttcc tacagaggat tttctctgat tttattttct 1020
ttgtttctga ctctaataat tagttggaaa ctcatataaa atgagctttc ctaaattaaa 1080
tctattttta ataaaggta ttactattaa aaaaaaaaa aaaaaa 1126

```

```

<210> SEQ ID NO 5
<211> LENGTH: 2040
<212> TYPE: DNA
<213> ORGANISM: Homo sapiens
<220> FEATURE:
<223> OTHER INFORMATION: DUSP1 glucocorticoid receptor-responsive gene
<400> SEQUENCE: 5

```

```

tcgctgcgaa ggacatttgg gctgtgtgtg cgacgcgggt cggaggggca gtcgggggaa 60
ccgcgaagaa gccgaggagc ccggagcccc gcgtgacgct cctctctcag tccaaaagcg 120
gcttttggtt cggcgcagag agaccggggg gtctagcttt tcctcgaaaa gcgccgccct 180
gcccttgccc ccgagaacag acaaaagagca ccgcagggcc gatcacgctg ggggagctga 240
ggccggccat ggtcatgaa gtgggcaccc tggacgctgg aggcctgccc gcgctgctgg 300
gggagcgagc ggcgcaatgc ctgctgctgg actgcccctc cttctctcgt tccaacgccg 360
gccacatcgc ccgctctgct aacgtgctct tcagcaccat cgtgcccgcg cgggccaagg 420
gcgccatggg cctggagcac atcgtgccc aagccgagct ccgcccgcgc ctgctggccc 480
gcgcctacca ccgctgggtg ttgctggagc agcgcagcgc ccctctggac ggcgccaagc 540
gcgacggcac cctggcccct gcggccggcg ccctctgccc cgaggcgcgc gccgcgcaag 600
tcttcttctt caaaggagga tacgaagcgt tttcgcttc ctgcccggag ctgtgcagca 660
aacagtgcac ccccatgggg ctccagcctc ccctgagtac tagcgtccct gacagcgcg 720
aatctgggtg cagttctcgc agtaccacc tctacgatca ggggtggccc gtggaaatcc 780
tgccctttct gtaectgggc agtgctatc acgcttccc caaggacatg ctggatgcct 840
tgggcatcac tgccctgac aacgtctcag ccaattgtcc caaccatttt gagggctcact 900
accagtacaa gagcatccct gtggaggaca accacaaggc agacatcagc tctgtgttca 960
acgagggcat tgacttcata gactccatca agaatgctgg aggaagggtg tttgtccact 1020
gccaggcagg catttcccgc tcagccacca tctgccttgc ttacctatg aggactaatc 1080
gagtcaagct ggaagaggcc tttgagttg tgaagcagag gcgaagcacc atctctccca 1140

```

-continued

```

acttcagctt catgggccag ctgctgcagt ttgagtccca ggtgctggct ccgcactggt 1200
cggcagaggg tgggagcccc gccatggctg tgctcgaccg aggcacctcc accaccaccg 1260
tgttcaactt ccccgctccc atccctgtcc actccacgaa cagtgcgctg agctaccttc 1320
agagccccat tacgacctct cccagctgct gaaaggccac gggagggtgag gctcttcaca 1380
tcccattggg actccatgct ccttgagagg agaaatgcaa taactctggg aggggctcga 1440
gagggtggtt ccttatttat ttaacttcac cegagtccct ctgggtttct aagcagttat 1500
ggtgatgact tagcgtcaag acatttgctg aactcagcac attcgggacc aatataatag 1560
gggtacatca agtccatctg acaaaaatgg gcagaagaga aaggactcag tgtgtgatcc 1620
ggtttctttt tgctcgcccc tgttttttgt agaactctct catgcttgac atacctacca 1680
gtattattcc cgacgacaca tatacatatg agaataatcc ttatttttt ttgtgtaggt 1740
gtctgccttc acaaatgtca ttgtctactc ctagaagaac caaatacctc aatttttgtt 1800
tttgagtact gtactatcct gtaaatatat cttaagcagg tttgttttca gcaactgatg 1860
aaaataccag tgttgggttt ttttttagtt gccaacagtt gtatgtttgc tgattattta 1920
tgacctgaaa taatatatct cttctctctaa gaagacattt tgttacataa ggatgacttt 1980
tttatacaat ggaataaatt atggcatttc tattgaaatt tcaaaaaaaaa aaaaaaaaaa 2040

```

<210> SEQ ID NO 6

<211> LENGTH: 3208

<212> TYPE: DNA

<213> ORGANISM: Homo sapiens

<220> FEATURE:

<223> OTHER INFORMATION: SGK1 glucocorticoid receptor-responsive gene

<400> SEQUENCE: 6

```

agatattcat gaaccgttgc ttcttccage ctgccttctt cgctccctct gcctttctgg 60
cgctgttctc cctccctccc tctggcttct gctctttctt actccttctc tcagctgctt 120
aactacagct cccactggaa cttgcacaat caaaaaaac tctcctctct caagccgctt 180
ccaggagcgc atcacctgga gaagagcgac tcgctccccg cgccggccgc ggaagagcag 240
ccaggtagct gggggcgggg aggcgtacct ttctcccgtt cggtaagagc cacagcatct 300
ccccgggatg tggccgtatc ccaccgtccg gccccagggt tcttgcagcg gtgatgcata 360
tgtttcggag caatgatgga aggagaaaag ccgctgtcgg tggcaactga aagtggggag 420
aggttgctgc agtagctggt gctgcagaat gcgcgagtga agaactgagc cccgctagat 480
tctccatccc gctcagctct cattaactgt ctgcaggagg taaaccgggg aaacagatat 540
gcaactaacc ggcgggtgcc aaacctggatc tataactgtg aattcccac ggtggaaaat 600
ggtaaaaaa gacatgaatg gattcccagt caagaaatgc tcagccttcc aattttttaa 660
gaagcgggta cgaagggtga tcaagagccc aatggctcag gtggacaagc atcagagtcc 720
cagcctgaag tacaccggct cctccatggt gcacatccct ccaggggagc cagacttcga 780
gtcttctctg tgtcaaacat gcttgggtga acatgcttcc caaagagggg ttctccctca 840
ggagaacgag tcattgttcat gggaaactca atctgggtgt gaagtgagag agccatgtaa 900
tcatgccaac atcctgacca agcccgatcc aagaaccttc tggactaatg atgatccagc 960
tttcatgaag cagagggga tgggtctgaa cgactttatt cagaagattg ccaataactc 1020
ctatgcatgc aaacacctg aagtccagtc catcttgaag atctcccac ctcaggagcc 1080
tgagcttatg aatgccaaac cttctcctcc accaagtctt tctcagcaaa tcaaccttgg 1140
cccgtcgtcc aatcctcatg ctaaacctac tgactttcac ttcttgaag tgatcggaaa 1200

```

-continued

```

gggcagtttt ggaaaggttc ttctagcaag acacaaggca gaagaagtgt tctatgcagt 1260
caaagtttta cagaagaaag caatcctgaa aaagaaagag gagaagcata ttatgtcggg 1320
gcggaatggt ctggtgaaga atgtgaagca cccttctcct gtgggccttc acttctcttt 1380
ccagactgct gacaaattgt actttgtcct agactacatt aatgggtggag agttgttcta 1440
ccatctccag agggaacgct gcttctcctgga accacgggct cgtttctatg ctgctgaaat 1500
agccagtgcc ttgggctacc tgcattcact gaacatcgtt tatagagact taaaaccaga 1560
gaatatattg ctagattcac agggacacat tgtccttact gacttcggac tctgcaagga 1620
gaacattgaa cacaacagca caacatccac cttctgtggc acgccggagt atctcgcacc 1680
tgaggtgctt cataagcagc cttatgacag gactgtggac tgggtgggcc tgggagctgt 1740
cttgtatgag atgctgtatg gctgcccgc tttttatagc cgaaacacag ctgaaatgta 1800
cgacaacatt ctgaacaagc ctctccagct gaaaccaaatt attacaaatt ccgcaagaca 1860
cctcctggag ggcctcctgc agaaggacag gacaagcgg ctcggggcca aggatgactt 1920
catggagatt aagagtcatg tcttctctc ctttaattaac tgggatgatc tcattaataa 1980
gaagattact cccctttta acccaaatgt gagtgggccc aacgacctac ggcactttga 2040
ccccgagttt accgaagagc ctgtcccaa ctccattggc aagtcacctg acagcgtcct 2100
cgtcacagcc agcgtcaagg aagctgccga ggctttccta ggcttttct atgcccctcc 2160
cacggactct ttcctctgaa ccctgttagg gcttggtttt aaaggatttt atgtgtgttt 2220
ccgaatgttt tagttagcct tttggtggag ccgccagctg acaggacatc ttacaagaga 2280
atttgcacat ctctggaagc tttagcaatc tattgcacac tgttcgctgg aagctttttg 2340
aagagcacat tctcctcagt gagctcatga ggttttcatt tttattctc cttccaacgt 2400
ggtgctatct ctgaaacgag cgttagagtg ccgccttaga cggaggcagg agtttcgtta 2460
gaaagcggac gctgttctaa aaaaggctc ctgcagatct gtctgggctg tgatgacgaa 2520
tattatgaaa tgtgcctttt ctgaagagat tgtgttagct ccaagcttt tcctatcgca 2580
gtgtttcagt tctttatttt ccctgtgga tatgctgtgt gaaccgtcgt gtgagtggtg 2640
tatgcctgat cacagatgga ttttgttata agcatcaatg tgacacttgc aggacactac 2700
aacgtgggac attgtttgtt tcttccatat ttggaagata aatttatgtg tagacttttt 2760
tgtaagatac ggtaataaac taaaatttat tgaaatggtc ttgcaatgac tcgtattcag 2820
atgcttaaag aaagcattgc tgtacaaaat atttctattt ttagaaaggg tttttatgga 2880
ccaatgcccc agttgtcagt cagagccgtt ggtgtttttc attgtttaaa atgtcactg 2940
taaaatgggc attatttatg tttttttttt tgcattcctg ataattgtat gtattgtata 3000
aagaacgtct gtacattggg ttataacact agtatattta aacttacagg cttatttgta 3060
atgtaaacca ccattttaat gtactgtaat taacatggtt ataatacgta caatccttcc 3120
ctcatcccat cacacaactt tttttgtgtg tgataaactg attttggttt gcaataaaac 3180
cttgaaaaat atttaccatat aaaaaaaa 3208

```

<210> SEQ ID NO 7

<211> LENGTH: 5758

<212> TYPE: DNA

<213> ORGANISM: Homo sapiens

<220> FEATURE:

<223> OTHER INFORMATION: SMARCA2 glucocorticoid receptor-responsive gene

<400> SEQUENCE: 7

-continued

tttctgtact	ctgggtgact	cagagagggg	agagattcag	ccagcacact	cctcgcgagc	60
aagcattact	ctactgactg	gcagagacag	gagaggtaga	tgteccagcc	cacagaccct	120
ggtgcatg	cccaccagg	gccttcgccc	gggectggc	cttcccctgg	gccaattctt	180
ggcctagtc	caggaccagg	accatcccca	ggttcogtcc	acagcatgat	ggggccaagt	240
cctggacctc	caagtgtctc	ccatcctatg	ccgacgatgg	ggteccacaga	cttcccacag	300
gaaggcatgc	atcaaatgca	taagcccatc	gatggtatac	atgacaaggg	gattgtagaa	360
gacatccatt	gtggatccat	gaagggcact	ggtatgagac	cacctcacc	aggcatgggc	420
cctcccaga	gtccaatgga	tcaacacagc	caaggttata	tgteccacaga	cccatctcca	480
ttaggagccc	cagagcacgt	ctccagccct	atgtctggag	gaggcccaac	tccacctcag	540
atgccaccaa	gccagccggg	ggccctcatc	ccaggtgatc	cgcaggccat	gagccagccc	600
aacagaggtc	cctcaccttt	cagtctctgtc	cagctgcctc	agcttcgagc	tcagatttta	660
gcttataaaa	tgctggcccg	aggccagccc	ctccccgaaa	cgctgcagct	tgcagtcag	720
gggaaaagga	cgttgctctg	cttgacagca	caacagcagc	agcaacagca	gcagcagcag	780
cagcagcagc	agcagcagca	gcagcaacag	cagccgcagc	agcagccgcc	gcaaccacag	840
acgcagcaac	aacagcagcc	ggcccttgtt	aactacaaca	gacctctgg	cccggggccc	900
gagctgagcg	gcccagagcac	cccgcagaag	ctgccggtgc	ccgcgcccgg	cgccggccc	960
tcgcccgcgc	ccccgcagc	cgcgcagccg	cccgcggccc	cagtgcgccg	gcccctcagtc	1020
cgcagcccg	ccccgggcca	gcccctgcgc	gtcctccagc	tgacagcagaa	gcagagccgc	1080
atcagcccca	tccagaaacc	gcaaggcctg	gaccccgctg	aaattctgca	agagcgggaa	1140
tacagacttc	aggcccgcac	agctcatagg	atacaagaac	tggaaaatct	gcctggctct	1200
ttgccaccag	atttaagaac	caaagcaacc	gtggaactaa	aagcaactcg	gttactcaat	1260
ttccagcgtc	agctgagaca	ggaggtggtg	gcctgcatgc	gcagggacac	gaccctggag	1320
acggctctca	actccaaagc	atacaaacgg	agcaagcgc	agactctgag	agaagctcgc	1380
atgaccgaga	agctggagaa	gcagcagaag	attgagcagg	agaggaaacg	ccgtcagaaa	1440
caccaggaat	acctgaacag	tattttgcaa	catgcaaaag	attttaagga	atatcatcgg	1500
tctgtggccc	gaaagatcca	gaagctctcc	aaagcagtg	caacttggca	tgccaacact	1560
gaaagagagc	agaagaagga	gacagagcgg	attgaaaagg	agagaatgcg	gcgactgatg	1620
gctgaagatg	aggaggggta	tagaaaactg	attgatcaaa	agaaagacag	gcgtttagct	1680
taccttttgc	agcagaccga	tgagtatgta	gccaatctga	ccaatctggt	ttgggagcac	1740
aagcaagccc	aggcagccaa	agagaagaag	aagaggagga	ggaggaagaa	gaaggctgag	1800
gagaatgcag	agggtgggga	gtctgcccctg	ggaccggatg	gagagcccat	agatgagagc	1860
agccagatga	gtgacctccc	tgtcaaatg	actcacacag	aaaccggcaa	ggttctgttc	1920
ggaccagaag	cacccaaagc	aagtcagctg	gacgcctggc	tggaaatgaa	tctgtgttat	1980
gaagttgccc	ctagatctga	cagtgaagag	agtgattctg	attatgagga	agaggatgag	2040
gaagaagagt	ccagtaggca	ggaaaccgaa	gagaaaatac	tctggatcc	aaatagcgaa	2100
gaagtttctg	agaaggatgc	taagcagatc	attgagacag	ctaagcaaga	cgtggatgat	2160
gaatacagca	tgcagtacag	tgccaggggc	tcccagtcct	actacaccgt	ggctcatgcc	2220
atctcggaga	gggtggagaa	acagctctgc	ctcctaatta	atgggacct	aaagcattac	2280
cagctccagg	gcctggaatg	gatggtttcc	ctgtataata	acaacttgaa	cggaatctta	2340
gccgatgaaa	tggggcttgg	aaagaccata	cagaccattg	cactcatcac	ttatctgatg	2400

-continued

gagcacaaaa gactcaatgg cccctatctc atcattgttc ccctttcgac tctatctaac	2460
tggacatatg aatttgacaa atgggctcct tctgtgggta agattttctta caagggact	2520
cctgccatgc gtcgctccct tgtcccccag ctacggagtg gcaaattcaa tgcctcttg	2580
actacttatg agtatattat aaaagacaag cacattcttg caaagattcg gtggaaatac	2640
atgatagtgg acgaaggcca ccgaatgaag aatcaccact gcaagctgac tcaggcttg	2700
aacactcact atgtggcccc cagaaggatc ctcttgactg ggaccccgct gcagaataag	2760
ctccctgaac tctgggcccct cctcaacttc ctccctccaa caatttttaa gagctgcagc	2820
acatttgaac aatggttcaa tgctccattt gccatgactg gtgaaagggg ggacttaaat	2880
gaagaagaaa ctatattgat catcaggcgt ctacataagg tgtaagacc atttttacta	2940
aggagactga agaagaagt tgaatcccag ctcccgaaa aagtggaata tgtatcaag	3000
tgtgacatgt cagctctgca gaagattctg tatcgccata tgcaagccaa ggggatcctt	3060
ctcacagatg gttctgagaa agataagaag gggaaaggag gtgctaagac acttatgaac	3120
actattatgc agttgagaaa aatctgcaac cacccatata tgtttcagca cattgaggaa	3180
tcctttgctg aacacctagg ctattcaaat ggggtcatca atggggctga actgatatcg	3240
gcctcaggga agtttgagct gcttgatcgt attctgcaa aattgagagc gactaatcac	3300
cgagtgtctg tttctgcca gatgacatct ctcatgacca tcatggagga ttattttgct	3360
tttcggaact tcctttaact acgccttgat ggcaccacca agtctgaaga tcgtgctgct	3420
ttgtgaaga aatcaatga acctggatcc cagtatttca tttcttgct gagcacaaga	3480
gctggtggcc tgggcttaaa tcttcaggca gctgatacag tggatcctt tgacagcgac	3540
tggaatcctc atcaggatct gcaggcccaa gaccgagctc accgcatcgg gcagcagaac	3600
gaggtccggg tactgaggct ctgtaccgtg aacagcgtgg aggaaaagat cctcgcggcc	3660
gcaaaaataca agctgaaagt ggatcagaaa gtgatccagg cgggcatggt tgacaaaag	3720
tcttcaagcc acgagcggag ggcattctg caggccatct tggagcatga ggaggaaaat	3780
gaggaagaag atgaagtacc ggacgatgag actctgaacc aatgattgc tcgacgagaa	3840
gaagaatttg acctttttat gcggatggac atggaccggc ggagggaaga tgcccggaa	3900
ccgaaacgga agccccgtt aatggaggag gatgagctgc cctcctggat cattaaggat	3960
gacgtgaag tagaaaggct cacctgtgaa gaagaggagg agaaaatatt tgggaggggg	4020
tccccccagc gccgtgacgt ggactacagt gacgcctca cggagaagca gtggctaagg	4080
gccatcgaag acgcaattt ggaggaaatg gaagaggaag tacggcttaa gaagcgaaaa	4140
agacgaagaa atgtggataa agatcctgca aaagaagatg tggaaaaagc taagaagaga	4200
agaggccgcc ctcccgtga gaaactgtca ccaaatcccc ccaaaactgac aaagcagatg	4260
aacgctatca tcgatactgt gataaactac aaagataggt gtaacgtgga gaaggtgccc	4320
agtaattctc agttggaat agaaggaaac agttcagggc gacagctcag tgaagtctt	4380
attcagttac cttcaaggaa agaattacca gaatactatg aattaattag gaagccagt	4440
gatttcaaaa aaataaagga aaggattcgt aatcataagt accggagcct aggcgacctg	4500
gagaaggatg tcatgcttct ctgtcacacaac gctcagacgt tcaacctgga gggatcccag	4560
atctatgaag actccatcgt cttacagtca gtgtttaaga gtgcccggca gaaaattgcc	4620
aaagaggaag agagtgagga tgaagcaat gaagaggagg aagaggaaga tgaagaagag	4680
tcagagtccg aggcaaaaac agtcaagggt aaaattaagc tcaataaaaa agatgacaaa	4740

-continued

```

ggccgggaca aagggaaagg caagaaaagg ccaaatcgag gaaaagccaa acctgtagtg 4800
agcgattttg acagcgatga ggagcaggat gaacgtgaac agtcagaagg aagtgggacg 4860
gatgatgagt gatcagatg gaccttttct cttggtagaa ctgaattcct tectccctg 4920
tctcatttct acccagtgg ttcatttgc ataataggcac tgggttgttt ctatatcatc 4980
atcgtctata aactagcttt aggatagtgc cagacaaaca tatgatatca tgggtgtaaaa 5040
aacacacaca tacacaaata tttgtaacat attgtgacca aatgggcctc aaagattcag 5100
attgaaacaa acaaaaagct tttgatgaa aatatgtggg tggatagtat atttctatgg 5160
gtgggtctaa tttggtaacg gtttgattgt gcctgggttt atcacctgtt cagatgagaa 5220
gatttttgtc tttttagca ctgataacca ggagaagcca ttaaaagcca ctggttattt 5280
tatttttcat caggcaattt tcgaggtttt tatttgttcg gtattgtttt tttacctgt 5340
ggtacatata agcaacttta ataggtgata aatgtacagt agttagattt cacctgcata 5400
tacatttttc cattttatgc tctatgatct gaacaaaagc tttttgaatt gtataagatt 5460
tatgtctact gtaaacattg ctttaatttt ttgctctga tttaaaaaaa agttttgttg 5520
aaagcgctat tgaatattgc aatctatata gtgtattgga tggcttcttt tgtcacctg 5580
atctctatg ttaccaatgt gtatcgtctc cttctcccta aagtgtactt aatctttgct 5640
ttctttgac aatgtctttg gttgcaagtc ataagcctga ggcaataaaa attccagtaa 5700
tttcgaagaa tgtgggttg gtgcttctc aataaagaaa taatttagct tgacaaaa 5758

```

<210> SEQ ID NO 8

<211> LENGTH: 837

<212> TYPE: DNA

<213> ORGANISM: Homo sapiens

<220> FEATURE:

<223> OTHER INFORMATION: PTGDS glucocorticoid receptor-responsive gene

<400> SEQUENCE: 8

```

gctctctctg cacacctccc tcgctctccc acaccactgg caccaggccc cggacacctg 60
ctctgctgca ggagaatggc tactcatcac acgctgtgga tgggactggc cctgctgggg 120
gtgctgggag acctgcaggc agcaccggag gcccaggctc ccgtgcagcc caacttccag 180
caggacaagt tctctggggc ctggttcagc gcgggcctcg cctccaaact gagctggctc 240
cgggagaaga agggcgctgt gtccatgtgc aagtctgttg tggccctgc cacggatggt 300
ggcctcaacc tgacctccac cttcctcagg aaaaaccagt gtgagacctg aacctgctg 360
ctgcagcccc cggggtcctt cggctcctac agctaccgga gtccccactg gggcagcacc 420
tactccgtgt cagtgggtga gaccgactac gaccagtacg cgctgctgta cagccagggc 480
agcaagggcc ctggcgagga cttccgatg gccaccctct acagccgaac ccagaccccc 540
agggctgagt taaaggagaa attcaccgcc ttctgcaagg cccagggctt cacagaggat 600
accattgtct tcctgcccc aaccgataag tgcattgacg aacaatagga ctccccaggg 660
ctgaagctgg gatccccggc agccaggatg cccccacgct ctggatgtct ctgctctgtt 720
ccttccccga gccctgccc cggctcccc ccaaagcaac cctgcccact caggcttcat 780
cctgcacaat aaactccgga agcaagtcag taaaaaaaa aaaaaaaaa aaaaaaa 837

```

<210> SEQ ID NO 9

<211> LENGTH: 6001

<212> TYPE: DNA

<213> ORGANISM: Homo sapiens

<220> FEATURE:

<223> OTHER INFORMATION: TNFRSF9 glucocorticoid receptor-responsive gene

-continued

<400> SEQUENCE: 9

caaggagga tcccacagat gtcacagggc tgtcacagag ctgtggtggg aatttcccat 60
gagaccccgc ccctggctga gtcaccgcac tctctgtgtt gacctgaagt cctctcgagc 120
tgcagaagcc tgaagaccaa ggagtggaaa gttctccggc agccctgaga tctcaagagt 180
gacatttggt agaccagcta atttgattaa aattctcttg gaatcagctt tgctagtatc 240
atacctgtgc cagatttcat catgggaaac agctgttaca acatagtagc cactctgttg 300
ctggtcctca actttgagag gacaagatca ttgcaggatc cttgtagtaa ctgccagct 360
ggtacattct gtgataataa caggaatcag atttgcagtc cctgtcctcc aaatagtttc 420
tccagcgcag gtggacaaa gacctgtgac atatgcaggc agtgtaaagg tgttttcagg 480
accaggaagg agtgttctc caccagcaat gcagagtgtg actgcactcc aggggttcac 540
tgcttggggg caggatgcag catgtgtgaa caggattgta aacaaggta agaactgaca 600
aaaaaaggtt gtaagactg ttgctttggg acatttaacg atcagaaacg tggcatctgt 660
cgacctgga caaactgttc tttggatgga aagtctgtgc ttgtgaatgg gacgaaggag 720
agggacgtgg tctgtggacc atctccagcc gacctctctc cgggagcctc ctctgtgacc 780
ccgctgccc ctgcgagaga gccaggacac tctccgcaga tcatctcctt ctttcttgcc 840
ctgacgtcga ctgcgttget ctctctgtg ttctctctca cgtctcgttt ctctgttgtt 900
aaacggggca gaaagaaact cctgtatata ttcaaacac catttatgag accagtacaa 960
actactcaag aggaagatgg ctgtagctgc cgatttccag aagaagaaga aggaggatgt 1020
gaactgtgaa atggaagtca atagggctgt tgggacttcc ttgaaaagaa gcaaggaaat 1080
atgagtcac cgctatcaca gctttcaaaa gcaagaacac catcctacat aataccagg 1140
attccccaa cacacgttct tttctaaatg ccaatgagtt ggcttttaa aatgcaccac 1200
ttttttttt tttttgacag ggtctcactc tgtcaccag gctggagtgc agtggcacca 1260
ccatggctct ctgcagcctt gacctctggg agctcaagtg atcctcctgc ctcagtctcc 1320
tgagttagct gaactacaag gaagggccac cacacctgac taactttttt gttttttgtt 1380
tggtaaagat ggcatttcc catgtgtgac aggtggtct caaactccta ggttcacttt 1440
ggcctcccaa agtgcctgga ttacagacat gaactgccag gcccgccaa aataatgcac 1500
cacttttaac agaacagaca gatgaggaca gagctggtga taaaaaaaa aaaaaaaaaa 1560
cattttctag ataccactta acaggtttga gctagttttt ttgaaatcca aagaaaatta 1620
tagtttaaat tcaattacat agtccagtgg tccaactata attataatca aatcaatgc 1680
aggtttgttt tttggtgcta atatgacata tgacaataag ccacgaggtg cagtaagtac 1740
ccgactaaag tttccgtggg ttctgtcatg taacacgaca tgctccaccg tcagggggga 1800
gtatgagcag agtgctgag tttagggta aggacaaaa acctcaggcc tggaggaagt 1860
tttgaaaga gttcaagtgt ctgtatatcc tatggtcttc tccatcctca cacctctctg 1920
ctttgtcctg ctccctttta agccagggtta cattctaaaa attcttaact tttaacataa 1980
tattttatac caaagccaat aaatgaactg catatgatag gtatgaagta cagtgaagaa 2040
attaacacct gtgagctcat tgtcctacca cagcactaga gtgggggccc ccaaactccc 2100
atggccaaac ctggtgcacc atttgccttt gtttgtctgt tggtttgctt gagacagtct 2160
tgctctgttg cccaggctgg aatggagtgg ctattcagag gcacaatcat agcacacttt 2220
agccttaaac tcttgggctc aagtgatcca cccgctcag tctccaagt agctgggatt 2280

-continued

acaggtgcaa acctggcatg cctgccattg tttggcttat gatctaagga tagcttttta	2340
aattttattc attttatttt tttttgagac agtgtctcac tctgtctccc aggctggagt	2400
acagtggtag aatcttggat caccgcctcc cagtttcaag tgatctccct gectcagcct	2460
cctaagtagc tgggactaca ggtatgtgcc accacgcctg gctaattttt atatttttag	2520
tagagacggg gtttcacccat gttgtccagg ctggctctcaa actcctgacc tcaggtgatc	2580
tgcccacctc tgctcccaa agtgcctgga ttacagcat gagccaccat gectggccat	2640
ttcttacct tttgatgac atgcctattg caagcttgcg tgctctgtc ccatgttatt	2700
ttactctggg atttaggtag agggagcagc ttctatttgg aacattggcc atcgcatggc	2760
aaatgggtat ctgtcacttc tgctctatt tagttggttc tactataacc tttagagcaa	2820
atcctgcagc caagccaggc atcaataggg cagaaaagta tattctgtaa ataggggtga	2880
ggagaagata tttctgaaca atagtctact gcagtaccaa attgcttttc aaagtggctg	2940
ttctaagtga ctcccgcag tcatataagt gtcatgtaag tatcccattg atccacatcc	3000
ttgctaccct ctggtactat caggtgcct taattttgcc aagccagtgg gtatagaatg	3060
agatctcact gtggtcttag tttgcatttg cttggttact gatgagcacc ttgtcaaata	3120
tttatatacc atttgtgttt atttttttaa ataaaatgct tgctcatgct tttttgcca	3180
tttgcaaaaa aacttggggc cgggtgcagt ggctcatgcc tgtagtccca gctctttggg	3240
aggccaaggt gggcagatcg cttgagccca ggagttcgag accagccttg gcaacatggc	3300
gaaaccctgt ctttcaaaaa aatacaaaaa ttagccgggt gtggtggtgt gcacctgaag	3360
tcccagctac tcagtaggtt cgctttgagc ctgggaggca gaggttgagc tgagctggga	3420
ccgcatcact acacttcagc ctgggcaaca gagaaaaacc tttctcaga aacaaacaaa	3480
cccaaatgtg gttgtttgtc ctgattocta aaaggctttt atgtattcta gataataatc	3540
tttggtcagt tatatgtgtt aaaaaatc ttctttgtgg ccaggcacgg tagctcacac	3600
ctgtaatccc agcactttgc ggggctgagg tgggtggatc atctgaggtc aagagttaa	3660
gatcagcctg gccaacacag tgaacccca tctctactaa acatgtacaa aacttagctg	3720
ggtatggtgg cgggtgcctg taaccccagc tgctccagag gctgtggcag aagaatcct	3780
tgaacccagg aggcagaggt tgcagcagc caagattgtg ccattgcact ccagactggg	3840
tgacaagagt gaaattctgc ctatctatct atctatctat ctatctatct atatatatat	3900
atatatatcc tttgtaattt atttttccct ttttaaaatt tttataaaa ttctttttta	3960
tttttatttt tagcagaggt gaggtttctg aggtttcatt atgttgccca ggctggtctt	4020
gaaactcctga gctcaagtga tctcccacc tcagccttcc aaagtgctgg aattgcagac	4080
atgagccacc gcgcccctcc tgtttttctc taattaatgg tgtctttctt tgtctttctg	4140
gtaataagca aaaagtctct catttgattt ggttaaatatc ataactgttt tctcatatgg	4200
ttaacatttt ttcttgctg gctaaagaaa tctttttctg cccaatacta taaagaggtt	4260
tgcccacatt ttattccaaa agttttaagt tttgtcttcc atcttgaagt ctaatgtatc	4320
aggaactggc ttttgtgctt gttgggaggt agtgatccaa ttccatgtct tgcatttagg	4380
taaccactgg tccctgcgcc atgtattcaa tacgtcgtct ttctcctgcg ggtctgcaat	4440
ctcacctacc atccatcaag tttccatagg gccatgggtc tgcttctggg ctcccgttcc	4500
tgttccattg tcaatttgtc taccctgtgc cagtatcaca ctgtgtttat tacaatagct	4560
ttgtaacagc tctcgatc cggtaggaca tctccctcca ccttcttttt ctacttcaga	4620
agtgtcttag ctaggtcagg cacggtggct cacgcctgta atcccagcac tttgggaggc	4680

-continued

```

cgacgcggat ggatcacctg aggtcaggag ttttgagaca gcctggccaa catggtgaaa 4740
ccccatctct actaaaaaat acaaaaatta gtcaggcatg gtggcatgtg cctgtaatcc 4800
cagctatttg ggaggctgag gccggagaat tgcttgaacc cggggggcgg aggttgcaat 4860
gagccgagat cgtaccattg cactccagcc tgggtgacag agcgaaaactc tgtctcagga 4920
aaaaaaagaa aagagatgtc ttggttattc ttggttcttt attattcaat ataaatttta 4980
gaagctgaat ttgaaaagat ttgatttga atttcattaa atctacaggt caatttaggg 5040
agagttgata attttacaga attgagtcac ctggtgttcc aataagaata agagaacaat 5100
tattggctgt acaattcttg ccaaatagta ggcaaagcaa agcttaggaa gtatactggt 5160
gccatttcag gaacaaagct aggtgcgaat atttttgtct ttctgaatca tgatgctgta 5220
agttctaaag tgatttctcc tcttggtttt ggacacatgg tgtttaatta cctactgctg 5280
actatccaca aacagaaaga gactggtcac gccccacagg gttggggtat ccaagataat 5340
ggagcgaggg tctcatgtgt cctaggttac acaccgaaaa tccacagttt attctgtgaa 5400
gaaaggaggg tatgtttatg atacagactg tgatattttt atcatagcct attctgggat 5460
catgtgcaaa agctataaat gaaaaacaca ggaacttggc atgtgagtca ttgctcccc 5520
taaatgacaa ttaataagga aggaacattg agacagaata aaatgatccc cttctgggtt 5580
taatttagaa agttccataa ttaggtttaa tagaaataaa tgtaaatctc tatgattaaa 5640
aataaattag cacatttagg gatacacaaa ttataaatca ttttctaat gctaaaaaca 5700
agctcagggt tttttcagaa gaaagtttta attttttttc tttagtggaa gatatactc 5760
tgacggaaag ttttgatgtg agggggcggat gactataaag tgggcatctt cccccacagg 5820
aagatgttcc catctgtggg tgagaggtgc ccaccgcagc tagggcaggt tacatgtgcc 5880
ctgtgtgtgg taggacttgg agagtgatct ttatcaacgt ttttatttaa aagactatct 5940
aataaaacac aaaactatga tgttcacagg aaaaaagaa taagaaaaaa agaaaaaaa 6000
a 6001

```

<210> SEQ ID NO 10

<211> LENGTH: 1336

<212> TYPE: DNA

<213> ORGANISM: Homo sapiens

<220> FEATURE:

<223> OTHER INFORMATION: SFN glucocorticoid receptor-responsive gene

<400> SEQUENCE: 10

```

gagagacaca gagtccggca ttggtcccag gcagcagtta gcccgcgccc cgctgtgtg 60
tccccagagc catggagaga gccagtctga tccagaagcc caagctggca gagcaggccc 120
aacgctatga ggacatggca gccttcatga aaggcgcctg ggagaagggc gaggagctct 180
cctgcgaaga gcgaaacctg ctctcagtag cctataagaa cgtggtgggc ggccagaggg 240
ctgcctggag ggtgctgtcc agtattgagc agaaaagcaa cgaggagggc tcggaggaga 300
aggggcccga ggtgctgtgag taccgggaga aggtggagac tgagctccag ggcgtgtgct 360
acaccgtgct gggcctgctg gacagccacc tcatcaagga ggccggggac gccgagagcc 420
gggtcttcta cctgaagatg aagggtgact actaccgcta cctggccgag gtggccaccg 480
gtgacgacaa gaagcgcac attgactcag cccggtcagc ctaccaggag gccatggaca 540
tcagcaagaa ggagatgcc cccaccaacc ccatcgcctt gggcctggcc ctgaactttt 600
ccgtcttcca ctacgagatc gccaacagcc ccgaggagcc catctctctg gccaaagaca 660

```

-continued

```

ctttcgacga ggccatggct gatctgcaca ccctcagcga ggactcctac aaagacagca 720
ccctcatcat gcagctgctg cgagacaacc tgacactgtg gacggccgac aacgcccggg 780
aagagggggg cgaggtctcc caggagcccc agagctgagt gttgcccgc accgcccgc 840
cctgccccct ccagtcccc accctgccga gaggactagt atgggggtggg aggccccacc 900
cttctcccct agggcgtggt cttgctccaa agggctccgt ggagagggac tggcagagct 960
gaggccacct ggggctgggg atcccactct tcttgacgt gttgagcgca cctaaccact 1020
ggtcatgccc ccaccctgc tctccgcacc cgcttctcc cgaccccagg accaggtac 1080
ttctcccctc ctcttgctc cctcctgcc ctgctgcctc tgatcgtagg aattgaggag 1140
tgteccgct tgtggtgag aactggacag tggcaggggc tggagatggg tgtgtgtgtg 1200
tgtgtgtgtg tgtgtgtgtg tgtgcgcgcg cgccagtgca agaccgagat tgaggaaaag 1260
catgtctgct ggggtgacc atgtttctc tcaataaagt tcccctgtga cactcaaaaa 1320
aaaaaaaaa aaaaaa 1336

```

<210> SEQ ID NO 11

<211> LENGTH: 2240

<212> TYPE: DNA

<213> ORGANISM: Homo sapiens

<220> FEATURE:

<223> OTHER INFORMATION: LAPTM5 glucocorticoid receptor-responsive gene

<400> SEQUENCE: 11

```

ggagggcagc cagcagcttc cccttctctg ccctgctcca ggcaccagge tttttcccct 60
tcagtgtctc agaggagggg acggcagcac catggacccc cgcttgtcca ctgtccgcca 120
gacctgctgc tgcttcaatg tccgcctcgc aaccaccgcc ctggccatct accatgtgat 180
catgagcgtc ttgtgttca tcgagcactc agtagagggtg gcccatggca aggcgtctctg 240
caagctctcc cagatgggct acctcaggat cgctgacctg atctccagct tctgtctcat 300
caccatgctc ttcacatca gctgagcct actgatcggc gtagtcaaga accgggagaa 360
gtacctgctg cccttctctg ccctgcaaat catggactat ctctgtgccc tgetcaccct 420
gctgggctcc tacattgagc tgcccgccta cctcaagttg gcctcccgga gccgtgctag 480
ctctccaag tccccctga tgacgtgca gctgctggac ttctgcctga gcatectgac 540
cctctgcagc tcctacatgg aagtgccac ctatctcaac ttcaagtcca tgaaccacat 600
gaattacctc occagccagg aggatatgcc tcataaccag ttcacaaaga tgatgatcat 660
cttttccatc gccttcatca ctgtccttat cttcaaggtc tacatgttca agtgcgtgtg 720
gcggtgctac agattgatca agtgcataaa ctcggtggag gagaagagaa actccaagat 780
gctccagaag gtggtcctgc cgtcctacga ggaagccctg tctttgccat cgaagacccc 840
agaggggggg ccagcaccac ccccatctc agaggtgtga ccctcggcag gccccagccc 900
cagtgtggg aggggtggag ctgcctcata atctgctttt ttgctttggt ggcccctgtg 960
gcctgggtgg gccctccgc cctcctctgg caggacaatc tgettgtgtc tccctcgtg 1020
gcctgctcct cctgcagggc ctgtgagctg ctcacaactg ggtcaacgct ttaggtgag 1080
tcaactcctc ggtctctcca taattcagcc caacaatgct tggtttattt caatcagctc 1140
tgacacttgt ttagacgatt ggccattcta aagttgggtg gtttgtcaag caactatcga 1200
cttgatcagt tcagccaagc aactgacaaa tcaaaaacc acttgctcagt tcagtaaaat 1260
aatttggta aacaacagtc tattgcattg atttataaat agttgtcagt tcacatagca 1320
atthaatcaa gtaatcatta attagttacc cctatatat aaatatatgt aatcaatttc 1380

```

-continued

ttcaaatagc	ttgcttacat	gataatcaat	tagccaacca	tgagtcattt	agaatagtga	1440
taaatagaat	acacagaata	gtgatgaaat	tcaatttaaa	aatcacggtt	agcctccaaa	1500
ccatttaatt	caaatgaacc	catcaactgg	atgccaactc	tggcgaatgt	aggacctctg	1560
agtggctgta	taattgttaa	ttcaaatgaa	atcatttaa	acagttgaca	aactgtcatt	1620
caacaattag	ctccaggaaa	taacagttat	ttcatcataa	aacagtccct	tcaaacacac	1680
aattgttctg	ctgaagagtt	gtcatcaaca	atccaatgct	cacctattca	gttgctctgt	1740
ggtcagtgtg	gctgcataac	agtggattcc	atgaaaggag	tcattttagt	gatgagctgc	1800
cagtccattc	ccaggccagg	ctgtcgctgg	ccatccattc	agtcgattca	gtcataggcg	1860
aatctgttct	gcccaggagct	tgtggtaaac	caaaaattca	gccctgaaat	caggcacatc	1920
tgttcggttg	actaaaccca	caggtagtt	cagtcaaaagc	aggcaacccc	cttgtgggca	1980
ctgacctgac	cactggggtc	atggcggttg	tggcagctgg	ggaggtttgg	ccccaacagc	2040
cctcctgtgc	ctgcttcctc	gtgtgtcggg	gtcctccagg	gagctgaccc	agaggtggag	2100
gccacggagg	cagggtctct	ggggactgtc	gggggtata	gagggagaag	gctctgcaag	2160
agctccctgg	caataccocc	ttgtgtaatt	gctttgtgtg	cgacaggag	gaagttcaa	2220
taaagcagca	acaagcttct					2240

<210> SEQ ID NO 12

<211> LENGTH: 3039

<212> TYPE: DNA

<213> ORGANISM: Homo sapiens

<220> FEATURE:

<223> OTHER INFORMATION: GPSM2 glucocorticoid receptor-responsive gene

<400> SEQUENCE: 12

aggcgagag	gagggcggtg	ttgagaccgg	cggagcggcg	ggaccctag	gtggcgagg	60
gacgtcccg	gaaagcagg	ggcgtacga	gctctggccc	acgtgacctg	ccggggcg	120
gagcagggg	cgccggcc	tctgcggtg	cccctgcctt	gggaggggc	cgtgaccacc	180
cgtctgtgc	ccgaggcggc	cgccgtgca	ccttaccgc	gtaccggga	cccggccgc	240
cgcgggagaa	atgttctga	agtgtctgtg	aaaggccag	agatgcaagg	atttgggata	300
cattttgaac	ctttaagctg	tctgacattg	acctccttc	attattaata	aagaagaatc	360
aggagcttag	gatgtattaa	caccaactca	ttaatatact	aaccggacaa	tgttctacaa	420
acaattctac	attgtaaagg	actggattgg	cacaaaataa	aataatttta	ttttattcag	480
cttataatat	gactcgatgg	aggaaaattt	gataagcatg	agagaagacc	attcttttca	540
tgttcgttac	agaatggaag	cttctgcct	agagctggcc	ttggaagggg	aacgtctatg	600
taaatcagga	gactgccgcg	ctggcgtgtc	attctttgaa	gctgcagttc	aagttggaac	660
tgaagaccta	aaaacactta	gcgctattta	cagccagttg	ggcaatgctt	atttctattt	720
gcatgattat	gccaaagcat	tagaatatca	ccatcatgat	ttaacccttg	caaggactat	780
tggagaccag	ctgggggaag	cgaaagctag	tggtaactctg	ggaaacacct	taaaagtctt	840
tgggaattht	gacgaagcca	tagtttgttg	tcagcgacac	ctagatattt	ccagagagct	900
taatgacaag	gtgggagaag	caagagcact	ttacaactct	gggaatgtgt	atcatgccaa	960
agggaaaagt	tttggttgc	ctggccccca	ggatgtagga	gaatttccag	aagaagtgag	1020
agatgctctg	caggcagccg	tggattttta	tgaggaaaac	ctatcattag	tgactgcttt	1080
gggtgaccga	gcggcacaag	gacgtgcctt	tggaaatctt	ggaaacacac	attacctcct	1140

-continued

tgccaacttc agggatgcag ttatagctca tgagcagcgt ctcttattg caaaagaatt	1200
tggagataaa gcagctgaaa gaagagcata tagcaacctt ggaaatgcat atatatttct	1260
tggatgaattt gaaactgcct cggaaacta caagaagaca ctactgttg cccgacagct	1320
taaagaccga gctgtagaag cacagtcttg ttacagtctt ggaaatacat atactttact	1380
tcaagactat gaaaaggcca ttgattatca tctgaagcac ttagcaattg ctcaagagct	1440
gaatgataga attggtgaag gaagagcatg ttggagctta ggaaatgcat acacagcact	1500
aggaaatcat gatcaagcaa tgcattttgc tgaaaagcac ttggaaattt caagagaggt	1560
tggggataaa agtgggtgaac taacagcacg acttaactctc tcagacctc aaatggttct	1620
tgggtctgagc tacagcacia ataactccat aatgtctgaa aatactgaaa ttgatagcag	1680
tttgaatggt gtacgcccc agttgggacg ccggcatagt atggaaaata tggaaacttat	1740
gaagttaaca ccagaaaagg tacagaactg gaacagtgaa attcttgcta agcaaaaacc	1800
tcttattgcc aaacctctg caaagctact ctttgtcaac agactgaagg ggaaaaata	1860
caaaacgaat tcctccacta aagtctcca agatgccagt aattctattg accaccgaat	1920
tccaaattct cagaggaaaa tcagtcgaga tactattgga gatgaagggt tctttgactt	1980
attaagccga tttcaaagca ataggatgga tgatcagaga tgttgcttac aagaaaagaa	2040
ctgccataca gcttcaacaa caacttctc cactccccct aaaatgatgc taaaaacatc	2100
atctgttctc gtggtatccc ccaacacgga tgagtttta gatcttcttg ccagctcaca	2160
gagtcgccgt ctggatgacc agagggctag tttcagtaat ttgccagggc ttcgtctaac	2220
acaaaacagc cagtcggtac ttaccacct gatgactaat gacaacaaag aggctgatga	2280
agatttcttt gacatccttg taaaatgtca aggatccaga ttagatgatc aaagatgtgc	2340
tccaccacct gctaccacia agggtcogac agtaccagat gaagactttt tcagccttat	2400
tttacggtcc cagggaaaga gaatggatga acagagagtt cttttacaaa gagatcaaaa	2460
cagagacact gactttgggc taaaggactt tttgcaaat aatgctttgt tggagtttaa	2520
aaattcaggg aaaaaatcgg cagaccatta gttactatgg atttattttt tttcctttca	2580
aacacggtaa ggaacaatc tattactttt ttccttaaaa ggagaattta tagcactgta	2640
atacagctta aaatattttt agaatgatgt aaatagttaa ccttcagtag tctattaagg	2700
cattaatact tctctggaca tgcgcgttg aggggtggag ggtcctgtaa ggtgcttcat	2760
cgtctgtgat tactgcttg gatgtgttct ttggcagctt gtgagattac tttacctagt	2820
gtttataaag taggaagtta agtgaatcat agattagaat ttaatactct tatggaaata	2880
attttttaac atcttaattg acaatggcgt ttttttatac ataacctgg atgtagtggg	2940
aaacaatggt gtttggtaaa aataatgtac ttgatcaatg taaaaaagta tataaaatag	3000
tcttactaaa aatctagggt ttttttctc ccaaaaaa	3039

<210> SEQ ID NO 13

<211> LENGTH: 7018

<212> TYPE: DNA

<213> ORGANISM: Homo sapiens

<220> FEATURE:

<223> OTHER INFORMATION: SORT1 glucocorticoid receptor-responsive gene

<400> SEQUENCE: 13

ggcggggcgc cggggcgga ggtgtcggcg teggcgcat tcggcggcga tggagcggcc	60
ctggggagct gcggacggcc tctcgcgctg gccccatggc ctggcctcc tctcctcct	120
gcagctgctg ccgccgtoga ccctcagcca ggaccggetg gacgcgccgc cgccgccgcg	180

-continued

tgcgcccgtg	ccgcgctggt	ctggccccat	cggggtgagc	tgggggctgc	ggcgggccgc	240
agccgggggc	gcgtttcccc	gcgggggccg	ttggcgtcgc	agcgcgccgg	gcgaggacga	300
ggagtgcggc	cgggtccggg	acttcgtcgc	caagctggcc	aacaacacgc	accagcatgt	360
gtttgatgat	ctcagaggct	cagtatcctt	gtcctggggt	ggagatagca	ctggggtcat	420
tctagtcttg	actaccttcc	atgtaccact	ggtaattatg	acttttggac	agtccaagct	480
atctcgaagt	gaggattatg	ggaagaactt	taaggatatt	acagatctca	tcaataacac	540
ctttattcgg	actgaatttg	gcatggctat	tggtcctgag	aactctggaa	aggtggtgtt	600
aacagcagag	gtgtctggag	gaagtcgtgg	aggaagaatc	ttcagatcat	cagattttgc	660
gaagaatfff	gtgcaaacag	atctcccttt	tcatcctctc	actcagatga	tgtatagccc	720
tcagaattct	gattatcttt	tagctctcag	cactgaaaa	ggcctgtggg	tgtccaagaa	780
ttttggggga	aaatgggaag	aatccacaa	agcagtatgt	ttggccaaat	ggggatcaga	840
caacaccatc	ttctttacaa	cctatgcaaa	tggtcctctc	aaagctgacc	ttgggctct	900
ggaattatgg	agaacttcag	acttgggaaa	aagcttcaaa	actattgggtg	tgaaaatcta	960
ctcatttggg	cttgggggac	gtttcctttt	tgctctgtg	atggctgata	aggataccac	1020
aagaaggatc	cacgtttcaa	cagatcaagg	ggacacatgg	agcatggccc	agctcccctc	1080
cgtgggacag	gaacagttct	attctattct	ggcagcaaat	gatgacatgg	tattcatgca	1140
tgtagatgaa	cctggagaca	ctgggtttgg	cacaatcttt	acctcagatg	atcgaggcat	1200
tgtctattcc	aagtctttgg	accgacatct	ctacactacc	acaggcggag	agacggactt	1260
taccaacgtg	acctcccctc	gcgcgctcta	cataacaagc	gtgctctccg	aagataattc	1320
tatccagacc	atgatcactt	ttgaccaagg	aggaaggtgg	acgcacctga	ggaagcctga	1380
aaacagtgaa	tgtgatgcta	cagcaaaaa	caagaatgag	tgcagccttc	atattcatgc	1440
ttcctacagc	atctcccaga	aactgaatgt	tccaatggcc	ccactctcag	agccgaatgc	1500
cgtaggcatt	gtcattgtct	atggtagcgt	gggggatgcc	atctcagatg	tggttccaga	1560
tgtgtacatc	tcagatgatg	ggggttactc	ctggacaaa	atgctggaag	gaccccacta	1620
ttacaccatc	ctggattctg	gaggcatcat	tgtggccatt	gagcacagca	gccgtcctat	1680
caatgtgatt	aagttctcca	cagacgaagg	tcaatgctgg	caaacctaca	cgttcaccag	1740
ggaccccctc	tatttctactg	gcttagcttc	agaacctgga	gctaggtcca	tgaatatcag	1800
catttggggc	ttcacagaat	ctttcctgac	cagccagtgg	gtctcctaca	ccattgattt	1860
taaagatata	cttgaaagga	actgtgaaga	gaaggactat	accatatggc	tgccacactc	1920
cacagacctc	gaagattatg	aagatggctg	cattttgggc	tacaaagaac	agtttctgcg	1980
gctacgcaag	tcattccgtgt	gtcagaatgg	tcgagactat	gttgtgacca	agcagccctc	2040
catctgcctc	tgttccctgg	aggactttct	ctgtgatttt	ggctactacc	gtccagaaaa	2100
tgactccaag	tgtgtggaac	agccagaact	gaagggccac	gacctggagt	ttgtgtgtga	2160
cggaagagaa	gaacacctaa	caacaaatgg	gtaccggaaa	attccagggg	acaaatgcca	2220
gggtggggta	aatccagttc	gagaagtaaa	agacttgaaa	aagaaatgca	caagcaactt	2280
tttgagtccg	gaaaaacaga	attccaagtc	aaattctgtt	ccaattatcc	tggccatcgt	2340
gggattgatg	ctggctcacag	tcgtagcagg	agtgtctcatt	gtgaagaaat	atgtctgtgg	2400
gggaaggttc	ctggctgcatc	gatactctgt	gctgcagcag	catgcagagg	ccaatggtgt	2460
ggatgggtgtg	gatgctttgg	acacagcctc	ccacactaat	aaaagtggtt	atcatgatga	2520

-continued

ctcagatgag gacctcttgg aatagctctt cagaggagct ggaccacgca tggatggtgg	2580
aaccacagta cctcttacac tcctctgtgc tccaacttca ggaaataaat ttccattgc	2640
gagggaccca gctctgtttc tgctgcttcc atcaaagcca aaaggacctc cactaaagaa	2700
atgcaggggtg ggggtgggga accctgagca cttttttaca attggctctg agaaaaagg	2760
agacatttta aattctttaa cttcttattt ctctctctgt ctctttgcaa agtatgggct	2820
tttttgtttt tgttttttaa gggaaacgaa atggaattcg aaggacctt ttcactaacc	2880
ccacttctgt gtgttctgca tggcgctgc cccagggcat ctgccactc cagtatcagc	2940
tctcacagtg tacttggtac catccctggg ctctgctggc gagacgaaac agctgtagag	3000
atgaaaacag gctgcagagg ctggcacagc ctggcggct tttctccatc tggggacagt	3060
cctactccaa gaacactgca caccagctcc tcacacagat cccacttact ctttttttt	3120
ttttcagaga ccacagacca cagtgatttt tcttttccct tgtttaatta ggcaatacc	3180
ttgttaattg ccctttggca actaacttaa ccatgtgctt cccacacagt acatcaggaa	3240
aacttacagg gcaatatttt taacttggg caggaagaag ggagcagcag agaattgact	3300
agatatagca cctattaataa gagaactctt gcttctctg agatttttca agctgtgctt	3360
tgtgtgtgtg ccagtagact tacgcaagga cagggtaaca acttagctgg aagtctgcc	3420
aggctgaatg atctcttccc tagagtgat tgcgggtac acagtgtgaa cccccgaaga	3480
cggaacctca cagtcttcca tgttcccttc ttaactgtcg tgtggctcgt tgctaaatca	3540
tgacaatggc tgctatctg ctgcttctta ggttctgtt gtacatggaa ccaggactag	3600
agatttttcc agatttatag acttaaaaa ttagaatttt attaccaggc tttcttctc	3660
acccttttt tctgactttg ccaagtaatt tgttgacagc aaaattttgg aggaaccaat	3720
tgaaaaacaca cttccagtct agatgatgct ttgtgtgata cattaagtcc ttattttgga	3780
ttaaaagaag ttttccattt gatacttctc taaattaaat aaattataga atgtagtgg	3840
gtggattttg ggggtggccat atagtaatgg aaagctgcaa taattagttt taatacagct	3900
tgaatatttg ctatatagaa atatagtatg gaaagttttt ggtcttaatg tagctactgt	3960
gcggtcaca gtttctccca atgattatga ctgggacatt ctttggtaga taccatttgc	4020
tactagttta ttttgggct agaaagtccg ttttgtgtg ttttttttt ttttatttga	4080
agtgccaaat taactttagt cagaatgtga gcagatggct aagttctctc ctcccagaa	4140
tggattaaca gctgcgtgga aagtggggga gagagtggat ggagactttt agagatgta	4200
aaactgcagt agaatgaaat gagtcaggga gcttcagtta gaaaataaag ttgaggcagt	4260
ttttgtgaag ataatatggt tagggctgga gtgcactagt ctttttgctt attcattttg	4320
catggtttta aaattaaata taattccgaa gataccagc ctccaaaatg aaaacgtcag	4380
cctctgcccc accctccctc ctgccccaaag tgaattttgt actcagaaaa gaactgttta	4440
taccactcac ctttctccca gcatgtactc actgtgggca gatgcacca tacatggtaa	4500
tcctcttact cattttaaga cgtaggaaac tcaatattct tctctaacca tatacgatag	4560
ggctctctgc ttttaatgat atctgggatt tctgtggaac ttggcaaatt ttcagagcac	4620
cttactcac ataatgcat ttgaacctca caatgttctt gggatggagt cagttgttca	4680
gggtccccgt gtgtgtgata agcagtgtg gctggctgtc ttcagaactc ttggaaatct	4740
ttacacatgc gagtgcctaac cactttgagc aaggetgcct tctttagat gacttctgt	4800
tctttatgac agggatcagt ggcatttgtt tcctagcagt atttagcacc tttttgccac	4860
cttggatgaa agaaaattgt attttctgt ctttcatggc tgaaaacaaa agtaatggga	4920

-continued

```

atTTTaaata cgtttgcaga aactgcccct cccctcattg agggtcactg ctcaagagtg 4980
caggagtgga ctctccactg atgggtctcc ctccccatcc tggtttccac cccgggctgg 5040
ctagctctgt tggtttgaag actgacagcc agcctggctc attctcatta ttggctagt 5100
agctttcttt atcaacctgc tcaactcacia atgtgtgccc tcagccagag agtaagaaa 5160
cccaaatctg ttacagcttc taaaaaata gatttcta at ttgtcctact catgtagga 5220
gcattatctt tgaaggtaaa acatagtgtg taattgtgta aactcccagg cttgatgtag 5280
cagaagagat ctttctgga ggcttcagca atggaattta gcattataag agagattgga 5340
caaaccagtc caaagtggc cgagttctta aatccaggta gggaaactcac tctctcttct 5400
tctctggacc taattgggca ttgggcttta gtgagaccac agaccaggcc cgtctctcct 5460
gtaggctttt aattcaatgg caactctatt tcaaagaata aaagcctttg gagagtggc 5520
gcagttctgg gggcgggctc aggagagtcc atagatcagc cgtaactgga acgtagaatc 5580
tacgtctgcc tctgaatgga ctccccacct cctctctctt gctctgatgc ttgcctctgg 5640
gcctctccat gcccagggtg gtcttctc cttgacaggc tggtaatgtg ctggccacct 5700
ccagctcctg catcgagtct gtaaaccaga gctggttctc atggccttcg tcacgatacc 5760
aggatacggg ggggagccca gggccatcca taccacccc agggtaacgg ggctggcctg 5820
gcattagtea ttatttagt tccaggccaa ccatccagat agagattccc tcttctctt 5880
gagcagtgtc ctcaagagct ccgtgcctgt ccacaatgac cttagagtga tctgtctcat 5940
tgtcagtgtg gccctcggcc cctatatcca tccaggatc ttggaagtgc taaaatagga 6000
agggattcgg ctttcaactt tgetaccatc ttccctgaag caggaaaatg aacatggact 6060
taaatgtctt ttgaaaaaac caaagtttta agatttctg tgtgatgaag tgacaggag 6120
ggccggagtc agcagggtcc agactttctg ttctgtctgc catgggtttg tccagctcag 6180
gtagctctag gagcaccatc ctgccctagc agagcccagg ccttgcctc atgaagcatc 6240
attgaaatag caggagcatg ttgatttctt ggttaggttg cattataata acaagagtca 6300
gaacattaat tcgaaacaac ttgcagtatg ctttcttca caccagtaca ttcttaagt 6360
tacttgttta taaggaataa cataaactaa tctgtacctt tataatatag tgtgtgtaca 6420
tatatacata tataaactgt atagtgtaca tggtaatgat ttattgctat gccccagatc 6480
ctaatgtag ttctcatcct ccgcatgcc tcagccacia ggggtgact gactgttccc 6540
tgatgatttg gccccacctc tgtgtttgga cctctagggg ggagggtttt ggtcactc 6600
tccttatcct cgtgcacaga aatgctcagg gtccccatgt gcctgttgtt cagccctctc 6660
tcttgttccc tttctgagca tgtggtcctt ccccaggctg tgggacagct gccttcccac 6720
gaaagtgtaa agcagtatta agatcattac tgcagtgtcc ctaaaaaacc aagttttcta 6780
ttcccttagg acagaaaatt gcatgtgagg tgggataatc gagtttcagt gaccacgctc 6840
agttacacat taaagccaga ccccatgata aaattccaca aaatggaat aaaactcaaa 6900
ttcttttagc attgtgtaaa taaactgaa tgtgtttaac tttgtactgg taattttctg 6960
tatatttggg atatttgggt taaaaataaa acagactgga ctttgttacc tgacctac 7018

```

<210> SEQ ID NO 14

<211> LENGTH: 1749

<212> TYPE: DNA

<213> ORGANISM: Homo sapiens

<220> FEATURE:

<223> OTHER INFORMATION: DPT glucocorticoid receptor-responsive gene

-continued

<400> SEQUENCE: 14

```

gtgacattgt ttgcaaaat cccaggcagc atggacctca gtcttctctg ggtacttctg      60
cccctagtca ccatggcctg gggccagtat ggcgattatg gataccata ccagcagtat      120
catgactaca gcgatgatgg gtgggtgaat ttgaaccggc aaggcttcag ctaccagtgt      180
ccccaggggc aggtgatagt ggcctgagg agcatcttca gcaagaagga aggttctgac      240
agacaatgga actacgcctg catgccacg ccacagagcc tcggggaacc cacggagtgc      300
tggtgggagg agatcaacag ggctggcatg gaatggtacc agacgtgctc caacaatggg      360
ctggtggcag gattccagag ccgctacttc gagtcagtgc tggatcggga gtggcagttt      420
tactgttgtc gctacagcaa gaggtgcca tattctctgt ggctaacaac agaatatcca      480
ggtcactatg gtgaggaaat ggacatgatt tcctacaatt atgattacta tatccgagga      540
gcaacaacca ctttctctgc agtggaaagg gatcgccagt ggaagttcat aatgtgccgg      600
atgactgaat acgactgtga atttgcaaat gtttagattt gccacatacc aaatctgggt      660
gaaaggaaag gggccgggga caggagggtg tccacatatg ttaacatcag ttggatctcc      720
tatagaagtt tctgctctc tcttctctc tccctgagct ggtaactgca atgccaactt      780
cctgggcctt tctgactagt atcacacttc taataaaatc cacaattaaa ccatgtttct      840
cacttttcac atgtttcata gcaactgctt tatatgactg atgatggctt ccttgcacac      900
cacatataca gtgcgcatgc ttacagccgg gcttctggag caccagctgc agcctggcta      960
ctgcttttta ctgcagaatg aactgcaagt tcagcatagt ggaggggaga ggcagaactg     1020
gaggagaggt gcagtgaagg ttctctacag ctaagcctgt ttgaatgata cgtaggttcc     1080
ccacaaaag caggctttct gcctgaggg acatcttccc actcccctgc tccacatgag     1140
ccatgcatgc ttagcaatcc aagtgcagag ctctttgctc caggagtgag gagactggga     1200
ggtgaaatgg gaaatggaa gggtttgag gcagagctga aaacagggtt ggaaggattt     1260
cctgaattag aagacaaacg ttagcatacc cagtaaggaa aatgagtgca ggggccaggg     1320
gaaccctgta ggatcactct caaatgagat taaaaacaag gaagcagaga atggtcagag     1380
aatgggattc agattgggaa cttgtgggga tgagagtgac caggttgaac tgggaagtgg     1440
aaaaaggagt ttgagtact ggcacctaga agcctgcccc cgattcctag gaaggetggc     1500
agacaccctg gaaccctggg gagctactgg caaactctcc tggattgggc ctgatttttt     1560
tggtgggaaa ggctgccctg gggatcaact ttccttctgt gtgtggtcga ggagttcttc     1620
tgcagagatg gcgctatctt tcctctctct gtgatgtcct gctcccacc atttgtactc     1680
ttcattacaa aagaaataaa aatattaacg ttcactatgc tgaaaaataa aaaaaaaaaa     1740
aaaaaaaaa

```

<210> SEQ ID NO 15

<211> LENGTH: 2478

<212> TYPE: DNA

<213> ORGANISM: Homo sapiens

<220> FEATURE:

<223> OTHER INFORMATION: NR1 glucocorticoid receptor-responsive gene

<400> SEQUENCE: 15

```

gcagttggtg aaactcctct gtctcccgt catcttttca ttgctcgttc ccctccttc      60
cgcagacacc cggacctccc ctgggcgcca gctcgcggc tccaacgggt ccagaaacaa     120
gccggatttt tttttttct tcctggaaat tggctttggt gtgtgttgc ctacctccct     180
cctccccctc ccaccacag ccccccccg gcctttttt ttttttttt tttttttgag     240

```

-continued

acatggcccg ggcagtggt cctggaagag gaacaagtgt gggaaaagg agaggaagcc	300
ggagctaaat gacaggatgc aggcgacttg agacacaaaa agagaagcgt tcctctcgga	360
tccaggcatt gcctcgctgc tttcttttct ccaagacggg ctgaggattg tacagctcta	420
ggcggagttg gggtctctcg gatcgcttag attctctct ttgctgcatt tccccccacg	480
tcctcgttct cccgcgtctg cctgcggacc cggagaaggg agaatggaga gggggctgcc	540
gctcctctgc gccgtgctcg ccctcgtcct cgccccggcc ggcgcttttc gcaacgataa	600
atgtggcgat actataaaaa ttgaaagccc cgggtacctt acatctcctg gttatcctca	660
ttcttatcac ccaagtgaaa aatgcgaatg gctgattcag gctccggacc cataccagag	720
aattatgatc aacttcaacc ctcaactcga ttggaggac agagactgca agtatgacta	780
cgtggaagtc ttcgatggag aaaatgaaaa tggacatttt aggggaaagt tctgtggaaa	840
gatagccct cctcctgttg tgtcttcagg gccatttctt tttatcaaat ttgtctctga	900
ctacgaaaca catggtgcag gattttccat acgttatgaa attttcaaga gaggtcctga	960
atgttcccag aactacacaa cacctagtgg agtgataaag tccccggat tcctgaaaa	1020
atatcccaac agccttgaat gcacttatat tgtctttgcg ccaaagatgt cagagattat	1080
cctggaattt gaaagctttg acctggagcc tgactcaaat cctccagggg ggatgttctg	1140
tcgctacgac cggetagaaa tctgggatgg attccctgat gttggccctc acattgggcg	1200
ttactgtgga cagaaaacac caggctcgaat ccgatcctca tcgggcattc tctccatggt	1260
tttttacacc gacagcgcga tagcaaaaaga aggtttctca gcaaactaca gtgtcttgca	1320
gagcagtgtc tcagaagatt tcaaatgat ggaagctctg ggcattggaat caggagaaat	1380
tcattctgac cagatcacag cttcttccca gtatagcacc aactggtctg cagagcgtc	1440
ccgctgaac tacctcgaga atgggtggac tcccgagag gattoctacc gagagtggat	1500
acaggtagac ttgggccttc tgcgctttgt cacggctgtc gggacacag ggcaccattc	1560
aaaagaaacc aagaagaaat attatgtcaa gacttacaag atcgacgtta gctccaacgg	1620
ggaagactgg atcaccataa aagaaggaaa caaacctgtt ctctttcagg gaaacaccaa	1680
ccccacagat gttgtggttg cagtattccc caaacccactg ataactcgat ttgtccgaat	1740
caagcctgca acttgggaaa ctggcatatc tatgagattt gaagtatacg gttgcaagat	1800
aacagattat ccttgcctcg gaatgttggg tatggtgtct ggacttattt ctgactccca	1860
gatcacatca tccaaccaag gggacagaaa ctggatgcct gaaaacatcc gcttggtaac	1920
cagtcgctct ggctgggac tccaccgcc acctcattcc tacatcaatg agtggctcca	1980
aatagacctg gggaggaga agatcgtgag gggcatcctc attcagggtg ggaagcaccg	2040
agagaacaag gtgttcatga ggaagttaa gatcgggtac agcaacaacg gctcggactg	2100
gaagatgatc atggatgaca gaaaacgcaa ggcgaagtct ttgagggca acaacaacta	2160
tgatacacct gagctgcgga cttttccagc tctctccacg cgattcatca ggatctaccc	2220
cgagagagcc actcatggcg gactggggct cagaatggag ctgctgggct gtgaagtgga	2280
agcccctaca gctggaccga ccactcccaa cgggaacttg gtggatgaat gtgatgacga	2340
ccaggccaac tgccacagtg gaacagggtg tgacttcag ctcacaggtg gcaccactgt	2400
gctggccaca gaaaagccca cggatcataga cagcaccata caatcaggta tcaataaaaa	2460
tacgaaatgt gacagatt	2478

-continued

```

<211> LENGTH: 3372
<212> TYPE: DNA
<213> ORGANISM: Homo sapiens
<220> FEATURE:
<223> OTHER INFORMATION: ACSL5 glucocorticoid receptor-responsive gene

<400> SEQUENCE: 16
taaaaccagg aagtgaagtc cccgagcacg ttagaaagcc tgacatggcc tgactcggga    60
cagctcagag cagggcagaa ctggggacac tctgggccgg ccttctgctt gcatggacgc    120
tctgaagcca ccctgtctct ggaggaacca cgagcgaggg aagaaggaca gggactcgtg    180
tggcaggaag aactcagagc cgggaagccc ccattcacta gaagcactga gagatgcggc    240
cccctcgcag ggtetgaatt tctgtctgct gttcacaag atgcttttta tctttaactt    300
tttgttttcc cacttcoga ccccgcggtt gatctgcatc ctgacatttg gagctgccat    360
cttcttgtgg ctgatcacca gacctcaacc cgtcttacct cttcttgacc tgaacaatca    420
gtctgtggga attgagggag gagcacggaa gggggtttcc cagaagaaca atgacctaac    480
aagttgctgc ttctcagatg ccaagactat gtatgaggtt ttcaaagag gactcgtgtg    540
gtctgacaat gggccctgct tgggatatag aaaaccaaac cagccctaca gatggctatc    600
ttacaaacag gtgtctgata gagcagagta cctgggttcc tgtctcttgc ataaaggtta    660
taaatcatca ccagaccagt ttgtcggcat ctttctcag aataggccag agtggatcat    720
ctccgaattg gcttgttaca cgtactctat ggtagctgta cctctgtatg acaccttggg    780
accagaagcc atcgtacata ttgtcaacaa ggctgatata gccatggtga tctgtgacac    840
accccaaaag gcattggtgc tgatagggaa tgtagagaaa ggcttcaccc cgagcctgaa    900
ggtgatcatc cttatggacc cctttgatga tgacctgaag caaagagggg agaagagtgg    960
aattgagatc ttatccctat atgatgctga gaacctaggc aaagagcact tcagaaaacc   1020
tgtgcctcct agcccagaag acctgagcgt catctgcttc accagtggga ccacaggtga   1080
ccccaaagga gccatgataa cccatcaaaa tattgtttca aatgctgctg ccttttctca   1140
atgtgtggag catgcttatg agcccactcc tgatgatgtg gccatatact acctccctct   1200
ggctcatatg tttgagagga ttgtacaggc tgttgtgtac agctgtggag ccagagttag   1260
attcttcaa ggggatattc ggttctgtgc tgacgacatg aagacttga agccacatt   1320
gtttcccgcg gtgcctcgac tccttaacag gatctacgat aaggtacaaa atgaggccaa   1380
gacacccttg aagaagttct tgttgaagct ggctgtttcc agtaaattca aagagcttca   1440
aaagggatc atcaggcatg atagtttctg ggacaagctc atctttgcaa agatccagga   1500
cagcctgggc ggaaggggtc gtgtaattgt cactggagct gccccatgt ccacttcagt   1560
catgacattc ttccgggcag caatgggatg tcaggtgtat gaagcttatg gtcaaacaga   1620
atgcacaggt ggctgtacat ttacattacc tggggactgg acatcaggtc acgttggggt   1680
gccccggct tgcaattacg tgaagctgga agatgtggct gacatgaact actttacagt   1740
gaataatgaa ggagaggtct gcatcaaggg tacaaactg ttcaaaggat acctgaagga   1800
ccctgagaag acacaggaag ccttgacag tgatggctgg cttcacacag gagacattgg   1860
tcgctggctc ccgaatggaa ctctgaagat catcgacctg aaaaagaaca ttttcaagct   1920
ggccaagga gaatacatg caccagagaa gatagaaaat atctacaaca ggagtcaacc   1980
agtgttacia attttgtac acggggagag cttacggctc tccttagtag gagtgggtgt   2040
tcctgacaca gatgtacttc cctcatttgc agccaagctt ggggtgaagg gctcctttga   2100
ggaactgtgc caaaaccaag ttgtaaggga agccatttta gaagacttgc agaaaattgg   2160

```

-continued

```

gaaagaaagt ggccttaaaa cttttgaaca ggtcaaagcc atttttcttc atccagagcc 2220
atthttccatt gaaaatgggc tcttgacacc aacattgaaa gcaaagcgag gagagctttc 2280
caaatacttt cggacccaaa ttgacagcct gtatgagcac atccaggatt aggataaggt 2340
acttaagtac ctgccggccc actgtgcaact gcttgtgaga aaatggatta aaaactatc 2400
ttacatttgt tttgcctttc ctctatttt tttttaacct gttaaactct aaagccatag 2460
cttttgtttt atattgagac atataatgtg taaacttagt tcccaaataa atcaatcctg 2520
tctttcccat cttegatgtt gctaatatta aggettccagg gctactttta tcaacatgcc 2580
tgtcttcaag atcccagttt atgttctgtg tccttctca tgatttccaa ccttaatact 2640
attagtaacc acaagtcaa ggggtcaaagg gaccctctgt gccttcttct ttgttttgtg 2700
ataaacataa cttgccaaca gtctctatgc ttatttacct cttctactgt tcaaaactaag 2760
agatttttaa attctgaaaa actgcttaca attcatgttt tctagccact ccacaaacca 2820
ctaaaattht agtttttagcc tatcactcat gtcaatcata tctatgagac aaatgtctcc 2880
gatgctcttc tgcgtaaatt aaattgtgta ctgaaggaa aagtttgatc ataccaaaaca 2940
tttctaaac tctctagtta gatatctgac ttgggagat taaaaattgg gtctatgaca 3000
tattgtccaa aaggaatgct gttcttaaag cattatttac agtaggaact ggggagtaaa 3060
tctgttcctt acagtttget gctgagctgg aagctgtggg ggaaggagt gacaggtggg 3120
cccagtgaac tttccagta aatgaagcaa gcaactgaata aaaacctctt gaactgggaa 3180
caaagatcta caggcaagca agatgcccac acaacaggct tathttctgt gaaggaacca 3240
actgatctcc cccaccttg gattagagtt cctgctctac cttaccaca gataacacat 3300
gttgtttcta cttgtaaag taaagtcttt aaaataaact attacagata cttaaaaaaa 3360
aaaaaaaaaa aa 3372

```

<210> SEQ ID NO 17

<211> LENGTH: 5243

<212> TYPE: DNA

<213> ORGANISM: Homo sapiens

<220> FEATURE:

<223> OTHER INFORMATION: BICR3 glucocorticoid receptor-responsive gene

<400> SEQUENCE: 17

```

agcgtgagac tcgcgccttc cggcacggaa aaggccaggc gacaggtgtc gcttgaaaag 60
actgggcttg tccttctgtg tgcgatcgtc gtcggcctct gggcagcagg tttacaaagg 120
aggaaaacga cttcttctag atthtttttt cagtttcttc tataaatcaa aacatctcaa 180
aatggagacc taaaatcctt aaagggactt agtctaactc cgggaggtag ttttgtgcat 240
gggtaaacaa attaagtatt aactggtgtt ttactatcca aagaatgcta atthttataa 300
catgatcgag ttatataagg tataccataa tgagtttgat tttgaatttg atthttggaa 360
ataaaggaaa agtgattcta gctggggcat attgttaaag cattthtttc agagttggcc 420
aggcagtctc ctactggcac attctcccat tatgtagaat agaaatagta cctgtgtttg 480
ggaaagattt taaaatgagt gacagttatt tggaacaaaag agctaataat caatccactg 540
caaattaaag aaacatgcag atgaaagttt tgacacatta aaatacttct acagtgacaa 600
agaaaaatca agaacaaagc tthttgatat gtgcaacaaa tttagaggaa gtaaaaagat 660
aaatgtgatg atthgtcaag aaattatcca gttatttaca agggcactga tathtttaac 720
gtccaaaagt ttgtthaaat gggctgttac cgctgagaat gatgaggatg agaatgatgg 780

```

-continued

ttgaaggta ctttttagga aatgaagaaa cttagaaaa taatataaag acagtgatga	840
atacaaagaa gatttttata acaatgtgta aaatttttgg ccagggaaaag gaatattgaa	900
gtagatata attacttacc tttgagggaa ataattgttg gtaatgagat gtgatgttc	960
tctgcccacc tggaaacaaa gcattgaagt ctgcagttga aaagcccaac gtctgtgaga	1020
tccaggaaac catgcttgca aaccactggg aaaaaaaaa aaaaaaaaa aaaaaagcca	1080
cagtgacttg cttattgggc attgctagta ttatcgactc agaacctctt tactaatggc	1140
tagtaaatca taattgagaa attctgaatt ttgacaaggt ctctgctgtt gaaatggtaa	1200
atttattatt ttttttgc tgaataatc tgggtcaagg tatgctatcc atgaaataat	1260
ttctgaccaa aactaaattg atgcaatttg attatccatc ttagcctaca gatggcatct	1320
ggtaactttt gactgtttta aaaaataaat ccactatcag agtagatttg atgttggtt	1380
cagaaacatt tagaaaaaca aaagttcaaaa aatgttttca ggaggtgata agttgaataa	1440
ctctacaatg ttagtctttt gaggggggaca aaaaatttaa aatctttgaa aggtcttatt	1500
ttacagccat atctaaatta tcttaagaaa atttttaaca aagggaatga aatataatc	1560
atgattctgt ttttccaaaa gtaacctgaa tatagcaatg aagttcagtt ttgttattgg	1620
tagtttgggc agagtctctt tttgcagcac ctgtgtgcta ccataattac agaggacatt	1680
tccatgttct agccaagtat actattagaa taaaaaaact taacattgag ttgcttcaac	1740
agcatgaaac tgagtccaaa agaccaaatg acaaacaca ttaatctctg attatttatt	1800
ttaaatagaa tatttaattg tgtaagatct aatagtatca ttatacttaa gcaatcatat	1860
tctgatgat ctatgggaaa taactattat ttaattaata ttgaaaccag gttttaagat	1920
gtgttagcca gtctgtttac tagtaaatct ctttatttgg agagaaattt tagattgtt	1980
tgttctcctt attagaagga ttgtagaaag aaaaaaatga ctaattggag aaaaattggg	2040
gatatatcat atttactga attcaaaatg tcttcagttg taaatcttac cattatttta	2100
cgtacctota agaaaaataa gtgcttctaa ttaaaatag atgtcattaa ttatgaaata	2160
cttcttgata acagaagttt taaaatagcc atcttagaat cagtgaataa ttgtaagtga	2220
ttattttcct cctttgagtt aggtcttctg ctttttttcc ctggccacta aatttcacaa	2280
tttccaaaa gcaaaataaa catattctga atatttttgc tgtgaaacac ttgacagcag	2340
agctttccac catgaaaaga agcttctatga gtcacacatt acatctttgg gttgattgaa	2400
tgccactgaa acattctagt agcctggaga agttgaccta cctgtggaga tgctgccc	2460
taaatggcat cctgatggct taatacacat cactcttctg tgaagggttt taattttcaa	2520
cacagcttac tctgtagcat catgtttaca ttgtatgtat aaagattata caaaggtgca	2580
attgtgtatt tcttccttaa aatgtatcag tataggattt agaactctca tgttgaaact	2640
ctaaatgcat agaaaaataa ataataaaaa atttttcatt ttggcttttc agcctagtat	2700
taaaactgat aaaagcaaag ccatgcacaa aactaactcc cttagagaaag gctagtccct	2760
tttcttcccc attcatttca ttatgaacat agtagaaaac agcatattct tatcaaattt	2820
gatgaaaagc gccaacacgt ttgaaactgaa atacgacttg tcatgtgaaac tgtaccgaat	2880
gtctacgtat tccacttttc ctgctggggt tctgtctca gaaaggagtc ttgctcgtgc	2940
tggtttctat tacactgggtg tgaatgacaa ggtcaaatgc ttctgttctg gcctgatgct	3000
ggataactgg aaaagaggag acagtcctac tgaaaagcat aaaaagttgt atcttagctg	3060
cagattcgtt cagagctctaa attccgttaa caactggaa gctacctctc agcctacttt	3120
tccttcttca gtaacaaatt ccacacactc attacttccg ggtacagaaa acagtgagata	3180

-continued

```

tttccgtggc tcttattcaa actctccatc aaatcctgta aactccagag caaatcaaga 3240
tttttctgcc ttgatgagaa gttcctacca ctgtgcaatg aataacgaaa atgccagatt 3300
acttactttt cagacatggc cattgacttt tctgtcgcca acagatctgg caaaagcagg 3360
cttttactac ataggacctg gagacagagt ggcttgcttt gcctgtggtg gaaaattgag 3420
caattgggaa ccgaaggata atgctatgtc agaacacctg agacattttc ccaaatgccc 3480
atztatagaa aatcagcttc aagacacttc aagatacaca gtttctaatic tgagcatgca 3540
gacacatgca gcccgcttta aaacattctt taactggccc tctagtgttc tagttaatcc 3600
tgagcagctt gcaagtggg gtttttatta tgtgggtaac agtgatgatg tcaaatgctt 3660
ttgctgtgat ggtggactca ggtgttgga atctggagat gatccatggg ttcaacatgc 3720
caagtggttt ccaagggtg agtacttgat aagaattaa ggacaggagt tcatccgtca 3780
agttcaagcc agttaccctc atctacttga acagctgcta tccacatcag acagcccagg 3840
agatgaaaat gcagagtcac caattatcca ttttgaacct ggagaagacc attcagaaga 3900
tgcaatcatg atgaatactc ctgtgattaa tgctgccgtg gaaatgggct ttagtagaag 3960
cctggtaaaa cagacagttc agagaaaaat cctagcaact ggagagaatt atagactagt 4020
caatgatctt gtgttagact tactcaatgc agaagatgaa ataagggag aggagagaga 4080
aagagcaact gaggaaaaag aatcaaatga tttattatta atccggaaga atagaatggc 4140
actttttcaa catttgactt gtgtaattcc aatcctggat agtctactaa ctgccggaat 4200
tattaatgaa caagaacatg atgttattaa acagaagaca cagacgtctt tacaagcaag 4260
agaactgatt gatacgattt tagtaaaagg aaatattgca gccactgtat tcagaaactc 4320
tctgcaagaa gctgaagctg tgttatatga gcatttattt gtgcaacagg acataaaata 4380
tattcccaca gaagatgttt cagatctacc agtgaagaa caattgcgga gactacaaga 4440
agaaagaaca tgtaagtgt gtatggacaa agaagtgtcc atagtgttta ttcctgtggtg 4500
tcatctagta gtatgcaaag attgtgtccc ttccttaaga aagtgtccta tttgtaggag 4560
tacaatcaag ggtacagttc gtacatttct ttcctgaaga agaaccataa catcgtctaa 4620
actttagaat taatttatta aatgtattat aactttaact tttatcctaa tttggtttcc 4680
ttaaattttt tatttattta caactcaaaa aacattgttt tgtgtaacat atttatatat 4740
gtatctaaac catatgaaca tatatttttt agaaactaag agaatgatag gcttttggtc 4800
ttatgaacga aaaagaggta gcactacaaa cacaatattc aatcaaaatt tcagcattat 4860
tgaaattgta agtgaagtaa aacttaagat atttgagtta accttaaga attttaaata 4920
ttttggcatt gtactaatac cgggaacatg aagccagggtg tgggtgatg tgccgtagt 4980
cccaggctga ggcaagagaa ttacttgagc ccaggagttt gaatccatcc tgggcagcat 5040
actgagacc tgcctttaa aacaaacaga acaaaaacaa aacaccaggg acacatttct 5100
ctgtcttttt tgatcagtg cctatacatc gaaggtgtgc atatatgttg aatgacattt 5160
tagggacatg gtgtttttat aaagaattct gtgagaaaaa atttaataaa gcaacaaaaa 5220
ttactcttaa aaaaaaaaaa aaa 5243

```

<210> SEQ ID NO 18

<211> LENGTH: 1579

<212> TYPE: DNA

<213> ORGANISM: Homo sapiens

<220> FEATURE:

<223> OTHER INFORMATION: NNMT glucocorticoid receptor-responsive gene

-continued

<400> SEQUENCE: 18

```

gaggaggtgc ttgccagaca ctgggtcatg gcagtggctg gtgaagctgc agttgcctag    60
ggcagggatg gagagagagt ctgggcatga ggagagggtc tcgggatgtt tggtggact    120
agattttaca gaaagcctta tccaggcttt taaaattact ctttcagac ttcactctgag    180
actccttctt cagccaacat tccttagccc tgaatacatt tcctatcctc atctttccct    240
tctttttttt cctttctttt acatgtttaa atttaaacca ttcttcgtga ccccttttct    300
tgggagatc atggcaagaa cgagaagaat gatggtgctt gttaggggat gtcctgtctc    360
tctgaacttt ggggtcctat gcattaaata attttcctga cgagctcaag tgctccctct    420
ggtctacaat ccctggcggc tggccttcat cccttgggca agcattgcat acagctcatg    480
gccctccctc taccataccc tccaccoccg ttcgcctaag ctcccttctc cggaatttc    540
atcatttctc agaacagcca gaacatttgt ggtctatttc tctgttagtg ttttaaccaac    600
catctgttct aaaagaaggc ctgaactgat ggaaggaatg ctgttagcct gagactcagg    660
aagacaactt ctgcagggtc actccctggc ttctggagga aagagaagga gggcagtgct    720
ccagtgttac agaagtgaga cataatggaa tcaggcttca cctccaagga cacctatcta    780
agccatttta accctcgga ttacctagaa aaatattaca agtttggttc taggcactct    840
gcagaaagcc agattcttaa gcacctctg aaaaatcttt tcaagatatt ctgcttagac    900
ggtgtgaagg gagacctgct gattgacatc ggctctggcc ccactatcta tcagctcctc    960
tctgcttgty aatcctttaa ggagatcgtc gtcactgact actcagacca gaacctgcag   1020
gagctggaga agtggtgaa gaaagagcca gaggcctttg actggtcccc agtggtgacc   1080
tatgtgtgty atcttgaagg gaacagagtc aagggtccag agaaggagga gaagttgaga   1140
caggcggtca agcaggtgct gaagtgtgat gtgactcaga gccagccact gggggccgct   1200
cccttaccoc cggctgactg cgtgctcagc acactgtgct tggatgccgc ctgccagac   1260
ctccccact actgcagggc gctcaggaac ctcggcagcc tactgaagcc agggggcttc   1320
ctggtgatca tggatgcgct caagagcagc tactacatga ttggtgagca gaagtctctc   1380
agcctcccc tgggccggga ggcagtagag gctgctgtga aagaggctgg ctacacaatc   1440
gaatggtttg aggtgatctc gcaagttat tcttccacca tggccaacaa cgaaggactt   1500
ttctccctgg tggcgaggaa gctgagcaga ccctgtgat gcctgtgacc tcaattaaag   1560
caattccttt gacctgtca                                     1579

```

<210> SEQ ID NO 19

<211> LENGTH: 980

<212> TYPE: DNA

<213> ORGANISM: Homo sapiens

<220> FEATURE:

<223> OTHER INFORMATION: IGFBP6 glucocorticoid receptor-responsive gene

<400> SEQUENCE: 19

```

gcggcggcgg gcagcagctg cgctgcgact gctctggaag gagaggacgg ggcacaaacc    60
ctgaccatga cccccacag gctgctgcca ccgctgctgc tgctgctagc tctgctgctc    120
gctgccagcc caggaggcgc cttggcgcgg tgcccaggct gcgggcaagg ggtgcagggc    180
ggttgctccag ggggctcgtt ggaggaggag gatggggggg cgcagccga gggctgcgct    240
gaagctgagg gctgtctcag gagggagggg caggagtgcg gggctctacac ccctaactgc    300
gccccaggac tgcagtgcc a tccgcccaag gacgacgagg cgcttttgcg ggcgctgctg    360
ctcgccgag gccctgctt tccggccgc gcgctgctg ttgcagagga gaatcctaag    420

```

-continued

```

gagagtaaac cccaagcagg cactgcccgc ccacaggatg tgaaccgcag agaccaacag 480
aggaatccag gcacctctac cacgcctcc cagcccaatt ctgctgggtgt ccaagacact 540
gagatggggc catgccgtag acatctggac tcagtgtctc agcaactcca gactgaggtc 600
taccgagggg ctcaaacact ctacgtgccc aattgtgacc atcgaggctt ctaccggaag 660
cggcagtgcc gctcctccca ggggcagcgc cgaggtccct gctggtgtgt ggatcggatg 720
ggcaagtccc tgccaggggc tccagatggc aatggaagct cctcctgccc cactgggagt 780
agcggctaaa gctgggggat agaggggctg cagggccact ggaaggaaca tggagctgtc 840
atcactcaac aaaaaacoga ggcctcaat ccaccttcag gccccgccc atgggcccct 900
caccgctggt tggaaagagt gttggtgtg gctgggggtg caataaagct gtgcttgggg 960
tcgctgaaaa aaaaaaaaaa 980

```

<210> SEQ ID NO 20

<211> LENGTH: 7346

<212> TYPE: DNA

<213> ORGANISM: Homo sapiens

<220> FEATURE:

<223> OTHER INFORMATION: PLXNC1 glucocorticoid receptor-responsive gene

<400> SEQUENCE: 20

```

gcgaggagga aacgggtgcc gagcgcgcag ggcttctctc cgccaccgcc gctgcacagg 60
ctgccggagc gagcctgccg cgcgcgcgcc tccccgctct ccttctctgg cgagctgctg 120
ggatggggcg gcccggggag cccgagcgcg cgcaggaacc gccgcccgcg ccgcccgcgt 180
ctccgttgcc gcgcgcctga gccgcgctc cgcgcgcgcg ccctgcccgg gggcgcccc 240
cccagcccca tggaggtctc ccggaggaag gcgcgcgcgc gccccccgcg ccccgacgcg 300
ccactgcccc tgctgcctca tctgctggca ctggcggctc ccggcccggg cgcggacgag 360
cccgtgtggc ggtcggagca agccatcggg gccatcgcgc cgagccagga ggacggcgtg 420
tttgtggcga gcgcagctg cctggaccag ctggaactca gcctggagca cagcctctcg 480
cgcctgtacc gggaccaagc gggcaactgc acagagccgg tctcgtgtgc gccccccgcg 540
cggccccggc cggggagcag cttcagcaag ctgctgctgc cctaccgcga gggggcggcc 600
ggcctcgggg ggctgctgct caccggctgg accttcgacc ggggcgcctg cgaggtgctg 660
cccctgggca acctgagccg caactccctg cgcaacggca ccgaggtggt gtcgtgccac 720
ccgcagggct cgcagggccg cgtggtgtac cgcgcggggc ggaacaaccg ctggtacctg 780
gcggtggccg ccacctacgt gctgcctgag ccggagacgg cgagccctg caaccgcgcg 840
gcatccgacc acgacacggc catcgcgctc aaggacacgg aggggcgcag cctggccacg 900
caggagctgg ggcgcctcaa gctgtgcgag ggcgcgggca gcctgcactt cgtggacgcc 960
tttctctgga acgacagcat ctacttcccc tactaccctt acaactacac gagcggcgt 1020
gccaccggct ggcccagcat ggcgcgcctc gcgcagagca ccgaggtgct gttccagggc 1080
caggcatccc tcgactcggg ccacggccac cccgacggcc gcgcctgct cctctctctc 1140
agcctagtgg aggccctgga cgtctgggcg ggagtgttca gcgcggccgc tggagagggc 1200
caggagcggc gctccccac caccacggcg ctctgctctt tcagaatgag tgagatccag 1260
gcgcgcgcca agagggctcag ctgggacttc aagacggccg agagccactg caaagaaggg 1320
gatcaacctg aaagagtcca accaatcgca tcactctacct tgatccattc cgacctgaca 1380
tccgtttatg gcaccgtggt aatgaacagg actgttttat tcttggggac tggagatggc 1440

```

-continued

cagttactta aggttattct tggtgagaat ttgacttcaa attgtccaga ggttatctat	1500
gaaattaaag aagagacacc tgtttttctac aaactcgttc ctgatcctgt gaagaatatic	1560
tacattttatc taacagctgg gaaagagggtg aggagaattc gtgttgcaaa ctgcaataaa	1620
cataaatcct gttcggagtg tttaacagcc acagaccctc actgoggttg gtgccattcg	1680
ctacaaagggt gcacttttca aggagattgt gtacattcag agaacttaga aaactggctg	1740
gatatttcgt ctggagcaaa aaagtgcctt aaaattcaga taattcgaag cagtaagaa	1800
aagactacag tgactatggt gggaaagcttc tctccaagac actcaaagtg catggtgaag	1860
aatgtggact ctgacagggg gctctgccag aataaaaagtc agcccaaccg gacctgcacc	1920
tgtagcatcc caaccagagc aacctacaaa gatgtttcag ttgtcaacgt gatgtttctc	1980
ttcggttctt ggaatttatac agacagattc aactttacca actgctcctc attaaaagaa	2040
tgcccagcat gcgtagaaac tggctgcgctg tgggtgtaaaa gtgcaagaag gtgtatccac	2100
cccttcacag cttgcgaccc ttctgattat gagagaaaacc aggaacagtg tccagtggct	2160
gtcgagaaga catcaggagg aggaagacc c aaggagaaca aggggaacag aaccaaccag	2220
gctttacagg tcttctacat taagtccatt gagccacaga aagtatcgac attagggaaa	2280
agcaacgtga tagtaacggg agcaaaacttt acccgggcat cgaacatcac aatgatcctg	2340
aaaggaacca gtacctgtga taaggatgtg atacaggtta gccatgtgct aatgacacc	2400
cacatgaaat tctctcttcc atcaagccgg aaagaaatga aggatgtgtg tatccagttt	2460
gatggtggga actgctcttc tgtgggatcc ttatcctaca ttgctctgcc acattgttcc	2520
cttatatttc ctgctaccac ctggatcagt ggtggtcaaa atataacat gatgggcaga	2580
aattttgatg taattgcaaa cttaatcatt tcacatgaat taaaaggaaa cataaatgtc	2640
tctgaaatatt gtgtggcgac ttactgcggg ttttttagccc ccagtttaaa gaggttcaaaa	2700
gtgcgcacga atgtcactgt gaagctgaga gtacaagaca cctacttggg ttgtggaacc	2760
ctgcagatc gggaggaccc cagattcacc gggatcggg tggaaatcga ggtggacaca	2820
gaaactggaag tgaaaattca aaaagaaaat gacaacttca acatttccaa aaaagacatt	2880
gaaattactc tcttccatgg ggaaaatggg caattaaatt gcagttttga aaatattact	2940
agaaatcaag atcttaccac catcctttgc aaaattaaag gcatcaagac tgcaagcacc	3000
attgccaact cttctaagaa agttcgggtc aagctgggaa acctggagct ctacgtcgag	3060
caggagtcag ttccttccac atggtatatt ctgattgtgc tccctgtctt gctagtgatt	3120
gtcatttttg cggccgtggg ggtgaccagg cacaaaatcga aggagctgag tcgcaaacag	3180
agtcaacaac tagaattgct ggaaagcgag ctccggaaaag agatacgtga cggccttctg	3240
gagctgcaga tggataaatt ggatgtggtt gatagttttg gaactgttcc cttccttgac	3300
tacaaacatt ttgctctgag aactttcttc cctgagtcag gtggcttccac ccacatcttc	3360
actgaagata tgcataacag agacgccaac gacaagaatg aaagtctcac agctttggat	3420
gccctaactc gtaataaaag ctttctgtt actgtcatcc acacccttga aaagcagaag	3480
aacttttctg tgaaggacag gtgtctgttt gcctccttcc taaccattgc actgcaaacc	3540
aagctggtct acctgaccag catcctagag gtgctgacca gggacttgat ggaacagtgt	3600
agtaacatgc agccgaaact catgctgaga cgcacggagt ccgtcgtcga aaaaactctc	3660
acaaactgga tgtccgtctg ctttctgga tttctcggg agactgtcgg agagcccttc	3720
tatttgctgg tgacgactct gaaccagaaa attaacaagg gtcccgtgga tgtaactact	3780
tgcaaaagccc tgtacacact taatgaagac tggctgtgtt ggcaggttcc ggaattcagt	3840

-continued

actgtggcat	taaacgtogt	ctttgaaaa	atcccggaaa	acgagagtgc	agatgtctgt	3900
cggaatattt	cagtcaatgt	tctcgactgt	gacaccattg	gccaaagcaa	agaaaagatt	3960
ttccaagcat	tcttaagcaa	aaatggctct	ccttatggac	ttcagcttaa	tgaaattggt	4020
cttgagcttc	aaatgggcac	acgacagaaa	gaacttctgg	acatcgacag	ttctccgtg	4080
attcttgaag	atggaatcac	caagctaaac	accattggcc	actatgagat	atcaaatgga	4140
tccactataa	aagtctttaa	gaagatagca	aattttactt	cagatgtgga	gtactcggat	4200
gaccactgcc	atltgatttt	accagattcg	gaagcattcc	aagatgtgca	aggaaagaga	4260
catcgaggga	agcacaagtt	caaagtaaaa	gaaatgtatc	tgacaaagct	gctgtcgacc	4320
aaggtggcaa	ttcattctgt	gcttgaaaa	ctttttagaa	gcatttggag	tttaccaca	4380
agcagagctc	catttgctat	aaaatacttt	tttgactttt	tggacgcccc	ggctgaaaa	4440
aaaaaaatca	cagatcctga	cgctgtacat	atlttgaaaa	caaacagcct	tcctcttcgc	4500
ttctgggtaa	acatcctgaa	gaaccctcag	tttgtctttg	acattaagaa	gacaccacat	4560
atagacggct	gtttgtcagt	gattgcccag	gcattcatgg	atgcattttc	tctcacagag	4620
cagcaactag	ggaaggaagc	accaactaat	aagcttctct	atgccaagga	tatccaacc	4680
tacaaagaag	aagtaaaatc	ttattacaaa	gcaatcaggg	atltgcctcc	attgtcatcc	4740
tcagaaatgg	aagaattttt	aactcaggaa	tctaagaaac	atgaaaatga	atttaatgaa	4800
gaagtggcct	tgacagaaat	ttacaaatac	atcgtaaaaat	atlttgatga	gattctaaat	4860
aaactagaaa	gagaacgagg	gctggaagaa	gctcagaaac	aactcctgca	tgtaaaagtc	4920
ttatltgatg	aaaagaagaa	atgcaagtgg	atgtaagcac	tctggggcct	ggcttaatct	4980
ggcaaagttc	ttcagacgac	ttgggagcaa	aatggctgct	tgagctactc	tgtgtcgtta	5040
atltgtgtgt	tgcacatagg	ttccactttg	ggcactgtct	ttttaagaga	ccaaggcaca	5100
tgcacagctt	ttagaaagca	taccaaccct	tgtgctgtgt	tgtataccgt	gggaaccctt	5160
ctgtaaatag	agttgaagtg	gttgttgcaa	acagcctcct	tgtttacaga	gaatacaagg	5220
ccagtaagcg	aatgtcagta	ttgtaactac	agtctccact	taagcacaat	gatataagtg	5280
gtttgtgttg	aaaactacag	ctatgtagca	cttgtgtctac	actgcacctc	tgcattgtaa	5340
agggatactg	ccagtgtctca	aaacaaaatg	tgaaatgagt	catttggaaa	caaggtgggg	5400
gtgttagggc	aacctcgagg	atltgcagca	ttgaaacttt	ccccagtagt	tcttggaaaa	5460
gctgaccgca	gaatttggta	gtgtacactt	agcatttgtg	agtggtgtgtg	tgtgtttaa	5520
ccaaaaacta	acagtgttgc	aacattgttg	aaagggctcg	tgtttttcag	tggtcatcaa	5580
ctgcactcca	tcaaaactcac	ctccatttca	ccaaggagct	ctaaagtaag	gagagtgggc	5640
tttatlttaa	tgaacagcat	tttaaccaga	tactttgtcc	taatgtatgt	tccttttctt	5700
catctgtttt	ttcactactaa	atgtatltga	tagtggacat	gttggatatt	atacaaaaa	5760
atcattaatt	catttctgtt	ccaaaaacct	tgatcagaac	gatctgtgga	agagtaactc	5820
catttctata	tgagtgtgtg	tctccttgct	ttagatltct	gggtgaacct	gtggttatga	5880
atacttgtgt	gtgattttaa	aaaaaaaaaga	tacattttac	atltcatcga	attgctgttc	5940
acactggagt	attatatata	aatatatata	tttgaggccc	aaggcctgaa	aatatttagt	6000
atacaacttg	gtatccttagt	cttactatgt	actttttgaa	agtattcctc	gcaggagaaa	6060
gaatttaaaa	taccattttt	atltcatgcct	ttctttttaa	agaattctct	atccagttat	6120
actgtagtct	ttttagtgtc	gattttttaa	ttcctgaatt	tttgctgtct	atgaccagtt	6180

-continued

```

ttaataccac tgtgttttcc ttctattaaa ccagaagaag taaacagcat aattggcaac 6240
tcttgagctt ttcttgtggc aggcaccttt tacccttggg gctccaaatc ccccatctag 6300
gaaagaaaat tttttcaagt caaataacat tgatcacata ttccttgaaa tcatttacca 6360
acactgtatg gagcattagg atttaaatat gaatttgtct taaaggcaat tcctttttgc 6420
ttctgtatta tctggaaaag catgagagag gtgacacctc acaaaactga tcagagaaaa 6480
taagcagtta ctaccctgat aggcaccttc ccaatcctgt tgcttttgac cattgtctgt 6540
ccaacggaca cacctcaaac aaacaaaact accaaataga tgacagatca gaataaagg 6600
gagaggtctg gtccccattg aaggctgcta cagtcttcaa agaggtgaag gagttcataa 6660
gagaacaaca gtaggaaagt tgagagccaa gggtaggaga gttgccaaa agacttcccc 6720
tactacttta gggtagtgaa aactcaaagg atcagctaca gctttatcta agtatttact 6780
aaatgctaca tgagggtgtc cctgtccagc tttctggcac atgagtcctg tgtggagagt 6840
tacctcctct tccagggact gtgctgttgg gaactttggg caagtcactt acctctttgt 6900
gcctcaattt ctgtataata tttctaagct acctcactga ggtggtatga agattcacta 6960
atgtatgtag cgtgtttgtc aatcctccag tgaaaagcac tatctagatc acattttgga 7020
tcacattagc caaatgcagt aaatggccaa attagatgtg tgctgaagac aatcagtcac 7080
tgggtctata ttaaacagca accagagcaa caaatggcaa acaatttcta tttcaagtt 7140
tctttgcata ttttttgggt gcaaaaacct ttataaactt ttttttctaa cactagtgtc 7200
tacagcagca ttcaaaaaaa ttctgttacc ttttctgtat taggatttaa agtctatttc 7260
ttattgtata cctgattgaa gctgttcttg gagatgaatg ttttaaatgt ctatatccaa 7320
aaaataaaca ttttgatgta actgtg 7346

```

<210> SEQ ID NO 21

<211> LENGTH: 2828

<212> TYPE: DNA

<213> ORGANISM: Homo sapiens

<220> FEATURE:

<223> OTHER INFORMATION: SLC46A3 glucocorticoid receptor-responsive gene

<400> SEQUENCE: 21

```

agaacagtga cagcgccgcg gcagccgacc cgcctcctc ggcgagacgc gatgctcagc 60
tggtgctggc cgagtcacgc cctagcgtcg gcagggccgc tgaccgaccg acggaggcgc 120
cgattggccg attgtccact gcgcagaagg agcagctgct ccgcgccccg ccgogccgcg 180
ctgaggccga ggtccgcagg gccgcgggga agccgagggc tgccggagaa ccctgcaggt 240
gtcactcggg acgcggaagt gcgcttgccg aggtttgctt tacaatacgc ttgagactcc 300
ccgacaagcg taatttggtc gagttcgacg ggaaagtact ctccccacc cagcgccggc 360
cgcgtagtcc gagttactg tccccggcgc gtcctctggt gccccagtcc agaggctgcc 420
cttgaacccg ggcgcgcacg agcgcagggc atccgaggcg acagcccctg gcacggcccc 480
acctgtaccg agcctggcag gaagactgta atcgtgggaa tacagctacc taccaggca 540
atatgaagat tttatttgta gaacctgcca ttttccttag tgcatttget atgactttga 600
ccggtccact gacaacgcaa tatgtttatc ggagaatatg ggaagaaact ggcaactaca 660
ctttttcatc tgatagcaat atttctgagt gtgaaaaaaaa caaaagcagc ccaatttttg 720
cattccagga ggaagtccag aaaaaagtgt cacgttttaa tctgcagatg gacataagt 780
gattaattcc tggctctagt tctacattca tacttttgtc tattagtgat cactacggac 840
gaaaattccc tatgattttg tcttccgttg gtgctcttgc aaccagcgtt tggtctgtt 900

```

-continued

```

tgctttgcta ttttgcttt ccattccagc ttttgattgc atctaccttc attgggtgcat 960
tttgtggcaa ttataccaca ttttggggag cttgctttgc ctatatagtt gatcagtgta 1020
aagaacacaa acaaaaaaca attcgaatag ctatcattga ctttctactt ggacttgta 1080
ctggactaac aggactgtca tctggctatt ttattagaga gctaggtttt gagtggctgt 1140
ttctaattat tgctgtgtct cttgctgtta atttgatcta tattttatnt tttctcggag 1200
atccagtgaa agagtgttca tctcagaatg ttactatgtc atgtagtgaa ggcttcaaaa 1260
acctatntta ccgaacttac atgctntnta agaatgcttc tggttaagaga cgatntntgc 1320
tctgntntgt actntnttaca gtaatcactt atntntntgt ggtaantggc attgccccaa 1380
ntntntatct ttatgaattg gattcaccac tctgctggaa tgaagntntt atagnttatg 1440
gatcagctnt gggtagtgc tntntntntga ctagtntct aggaatatgg cttntntctt 1500
attgtatgga agatntcat atggccttca ttgggntntt taccacgatg acaggaatgg 1560
ctatgaccgc gntntccagt acaacactga tgatgntntt agccagggtg ccgntctntt 1620
tcactntntg gccntctct gntctacggc ccagtntgtc aaaagtggnt cgttctgactg 1680
aacaaggtac cctgntntgt tgtntntct tcttagaaac acttgaggga gtcactgcag 1740
ntntactntt taatggaatt tactcagcca ctgntgcttg gtaccctggc tntactnttc 1800
tgctgtctgc tggtctgnta ctacttccag ccactagct atgntgntgc aagtgtacca 1860
gctggaatga gggaaagctat gaactntta tacaagaaga atccagtgaa gatgctcag 1920
acagagcctg ttaagctgct attgatagtc ggagctnta tactgtgact tctgaagact 1980
atacatgaat tccacaatca gtgctntntt gatacaaaat cctntaaagg gaggcactnt 2040
aaagaatag tntntntcact tntntntaat atgntntctc ggtgacaggc atgataatat 2100
tctatntgt aatggntaat tgggaaaaaa tagatgataa ataaantntc tntaaagaag 2160
tntaaaaact gaatgaacag ctaatactgg tataaagtaa ctaatgnttg gagccaacat 2220
ttgntccttg tctcagcaaa aggatntca cttccatga tccctggctg agaantntgc 2280
ctctagctnt tnttaccag ctgntnttca tctntgntca attntaaata ctgctaaagg 2340
cattntntaa atacgatnt gtactntta aantntgaatc cgtcagcagc gtcactnta 2400
ggaaatgat caaacaagca agccagctat gntntgactc cttccatct cattntntac 2460
tgccttacgc tcaactgag gtcacacttg gctctntaaa acaccatgtg tntctatgcc 2520
tccatgctnt tntcacact gntccatntg ctctntctcc cacattacat tgaactntt 2580
aagcctcagt cgaacatntg cttntntg atagcagcct tcttgacatc cctcctcact 2640
ccccagctcc tacaggntc ccatagctct ttgntgacac tctgatntca gcantnttca 2700
tgcactntga attgntntg ctactntgaca atcactgctc tgagtactgg gacaactntt 2760
gattactcat tatacctca ataaatntt gntgaactaa aaaaaaaaa aaaaaaaaa 2820
aaaaaaaa 2828

```

<210> SEQ ID NO 22

<211> LENGTH: 2840

<212> TYPE: DNA

<213> ORGANISM: Homo sapiens

<220> FEATURE:

<223> OTHER INFORMATION: C14orf139 glucocorticoid receptor-responsive gene

<400> SEQUENCE: 22

```

gtntntgtgc aggaacagcc cctccctctc ttgctcctggc ggtgagcacc caggntcaag 60

```

-continued

cttttgaaca ctttctttgt gtttggattc agcccaggca atgcatatth getttcattt	120
cttcttgagc ttgaggagct cctgggtgca aatcttggaa aatgaggatc tctgagcctt	180
tccaggccag ctctttgttt tgtagcagac aattgaggct ttgaaaagga aagtgggtgg	240
gggcacccca cagggtggcc tcatcaccca attgccagtg cctgcaggct gettcagcag	300
aggcccagag tcaaagagga cttaaaacca gctgtcgttt ctcccttagc ttctgtgat	360
gagagaaaacg acttctgttt ttcaaagtaa gaacaaggag gaatttgttt ctaaagaac	420
atataaacac aggtctgtgg tctaaaagca aatggttcag caggatgttc agggccttaa	480
agcacagtca gcaggactca gcactcocca gcacctgtc tccggtgtc atggtaacat	540
catcccaac ccaaccacct tgtccagccg agagacagca atcataagga gggacctcgg	600
tttccccga ggatcctggg ctctctttct gaaacgctg cttctgagct cagcaaccag	660
gaacaccagg ccagccatc cccagcacct ctgtggagat gagggacaaa gtcctacagt	720
ccctcttct gttctgatga gaaagggagg gaagaaaaca taccocgagc gcctgcaata	780
tggatcatgac actttcaaaa agcctgtgct atggagtcac gatcagaaac cagagtgtgg	840
agagggctcag cagcctgct cagagcagcc agctaggcgg ggagtggtaa atttgggact	900
tgtaccagg catgactggc tccagaccca gtgctccact ctatggaatg ttcctgggc	960
ctcagttgct ttctttctct ttgcagccg cgggctgctg ccaactctggc agctggtgag	1020
ttagctggag ggcaacatc caaagcaggg gcagcatgct gctttctctc tgtgcccact	1080
cctgcgggga agtccgtga ctcccaccg tgaagggagc tggcaacacc aggatgaggt	1140
cccaggggac gggagcaggt acccaactgtc tgtctacct cccactggaa aagcacggac	1200
aggccagccc ttgcgggggc aggcagagga cagagtggc tttgcgcgt ctctgcctgc	1260
tgagcagttc caattctct catgggagaa acaaggaggc agtcgctgt gcattttcca	1320
gaagttttac tggggaggag gaagcggaca gaggaagctg tgtgtgcatg tgaaggggtg	1380
ggcaggggtg gagggatgca cgcgtatgt agcatagcat gtgtgagtac tacacacatc	1440
tccatgcaga agcacaactg ggcagccctg gcttccagct ctgggcttca gcacaacaga	1500
caccagcctg tggctcttca gaagccaggg agaccacatc gggctcagga cgttttacc	1560
aaagtccaga gtttttatgc ctctccctgg cattctccat aaagaagga aggtcagatg	1620
acccttaga tctgtgcat ctgggaattt ccttgggctg gtttagacac gatgcctct	1680
ttttctcagg atagcagata acctgctttg aaagagggct taattctgtg ggtcctaaat	1740
tttctcttt ctctctctct ttctgtgtgt gtgtgttggg aaaatggcaa gttccaata	1800
ccagctttgg aggaacgatt acgttttccc tccaatttca agtccgaaag accagagccc	1860
tcatccaaa gccccacc cagatggatt tttctgttc atttgtcacc cgtccatgg	1920
gaggcccca tgtctctca gaacccatcc tggaggcagc aggtcgggta gagtgagttt	1980
ggcctgctca tgacctccac cctgagatt gtgaacaagg atgtctggg cgatgctgag	2040
aatgttttg aagctgctc cagatgacgc tgatgatcac accagattga gtgctgcat	2100
cgcttgagt ccaacctctg cataaacgag gttctcataa acaagttcac tctaccctaa	2160
gctaagtcta tgtgagcaaa cccacttcat cctttgtacc tggagacctg gttactactaa	2220
cctgatactg acctgttcat gtactggaa tgggtgtgtt catgcagtg ggaccaagca	2280
atggcatgg gtgtgtgtgt gtgtgtgtgt gtgtctgtgt gtgtgtgtt gtgtatgct	2340
tcacactgt gtgtgtatat gtgcatgtag atgtgcata aatgattttt gatgtcaag	2400

-continued

```

acaacacat tccattgttt taaatattct attatgtaa caatacgcag agggaccata 2460
tctactcttg tcatattatt tgtgatggta aaacatgcat ttgcaataaa ttaagctttc 2520
tgggaaggca agcagatttg gagccaaacg actgtctcgg aacatgtgtg tgttatctcg 2580
gttcatatca agtccaaagc taatggagcc tccccgccca tccagggagg aacaccagga 2640
ccccggagtt tcttcttagt gctatatattt aaagtgtcat tgacgttttc ctccccttcc 2700
ttttgtgcaa gttggaagta gcagtggtct aaaagatggt ttgacgtttt tgctgttggt 2760
ttatgttttt aaaaatgat ctgctttgtg ttggaaata aaaaatctcta ttttgttcta 2820
tgaaaaaaaa aaaaaaaaaa 2840

```

<210> SEQ ID NO 23

<211> LENGTH: 2309

<212> TYPE: DNA

<213> ORGANISM: Homo sapiens

<220> FEATURE:

<223> OTHER INFORMATION: PIAS1 glucocorticoid receptor-responsive gene

<400> SEQUENCE: 23

```

gcgggggccc gccggggccc ggccaggccc gctagagggg cgggtctagc ggccggcccc 60
ggcgaagttc actgcgcttg cgtgacaga cgcaagatgg cggacagtgc ggaactaaag 120
caaatgggta tgagccttag agtttctgaa ctccaagtac tggtaggcta cgccgggaga 180
aacaagcacg gacgcaaaaca cgaacttctc acaaaagccc tgcatttgct aaaggctggc 240
tgtagtcctg ctgtgcaaat gaaaattaag gaactctata ggccggcggtt cccacagaaa 300
atcatgacgc ctgcagactt gtccatcccc aacgtacatt caagtcctat gccagcaact 360
ttgtctccat ctaccattcc acaactcact tacgatggtc accctgcatc atcgccatta 420
ctccctgttt ctcttctggg acctaaacat gaactggaac tcccacatct tacatcagct 480
cttcaccag tccatccgga tataaaactt caaaaattac cattttatga tttactggat 540
gaactgataa aaccaccag tctagcatca gacaacagtc agcgctttcg agaaacctgt 600
tttgcaattg ccttgacacc acaacaagtg cagcaaatca gtagtccat ggatatttct 660
gggaccaaat gtgacttcac agtacaggtc cagttaaggt tttgtttatc agaaaccagt 720
tgtccacaag aagatcactt cccaccaat ctttgtgtga aagtgaatac aaaaacctgc 780
agccttccag gttaccttcc acctacaaaa aatggcgtgg aaccaaagcg acccagccga 840
ccaattaata tcacctcact tgtccgactg tccacaacag taccaaacac gattgttggt 900
tcttggactg cagaaattgg aagaaactat tccatggcag tatatcttgt aaaaagcttg 960
tcctcaacag ttcttcttca gaggttacga gcaaagggaa taaggaatcc ggatcattct 1020
agagcttta taaagagaa gttgactgag gatccagaca gtgaaatagc tacaaccagc 1080
ctaaggggtt ctctactatg tccacttggg aaaaatgggc tgacaattcc gtgtcggggc 1140
cttacatggt ctcatctaca atgttttgac gcaactcttt acattcagat gaatgagaaa 1200
aaaccaacct gggtttgtcc tgtctgtgat aagaaggctc catatgaaca ccttattatt 1260
gatggcttgt ttatggaaat cctaaagtac tgtacagact gtgatgaaat acaatttaag 1320
gaggatggca cttgggcacc gatgagatca aaaaaggaag tacaggaagt ttctgcctct 1380
tacaatggag tcgatggatg cttgagctcc acattggagc atcaggtagc gtctcaccac 1440
cagtcctcaa ataaaaacaa gaaagtagaa gtgattgacc taacctatga cagttcatct 1500
gatgaagagg aagaagagcc atctgccaag aggacctgtc cttccctatc tcccacatca 1560
ccactaaata ataaaggcat ttaagtctt ccacatcaag catctccagt atcccgcacc 1620

```

-continued

```

ccaagccttc ctgctgtaga cacaagctac attaatacct ccctcatcca agactatagg 1680
catcctttcc acatgacacc catgccttac gacttacaag gattagattt ctttccttcc 1740
ttatcaggag acaatcagca ttacaacacc tccttgcttg ccgctgcagc agcagcagtt 1800
tcagatgatc aagacctoct acactcgtct cggtttttcc cgtatacctc ctcacagatg 1860
tttcttgatc agttaagtgc aggaggcagt acttctctgc caaccaccaa tggaagcagt 1920
agtggcagta acagcagcct ggtttcttcc aacagcctaa gggaaagcca tagccacacc 1980
gtcacaaaaca ggagcagcac ggacacggca tccatctttg gcatcatacc agacattatt 2040
tcattggact gattcccagg cctgctgct cccatcccca cccagatcg aatgaacttg 2100
gcagaagaa gagaactttg tgctctgttt taccttactc tgtttagaaa agtatacaag 2160
cgtgtttttt ttcctttttt tagggaaaaa attaaaagaa atgtacagag aacaaaacta 2220
tattttcagt tttacttttg tatataaatc taagactgcc tgtgtgataa aacacttgtt 2280
taaaaaaaaa aaaaaaaaaa aaaaaaaaaa 2309

```

<210> SEQ ID NO 24

<211> LENGTH: 1740

<212> TYPE: DNA

<213> ORGANISM: Homo sapiens

<220> FEATURE:

<223> OTHER INFORMATION: IDH2 glucocorticoid receptor-responsive gene

<400> SEQUENCE: 24

```

ccagcgttag cccgcggcca ggcagccggg aggagcggcg cgcgctcgga cctctcccgc 60
cctgctcggt cgctctccag cttgggatgg ccggetacct gcggtctgtg cgctcgtctc 120
gcagagcctc aggctcggcg ccggcctggg cgcggcgggc cctgacagcc cccacctcgc 180
aagagcagcc gcgcgccac tatgccgaca aaaggatcaa ggtggcgaag cccgtggtgg 240
agatggatgg tgatgagatg acccgatta tctggcagtt catcaaggag aagctcatcc 300
tgccccacgt ggacatccag ctaaagtatt ttgacctcgg gctcccaaac cgtgaccaga 360
ctgatgacca ggtcaccatt gactctgcac tggccacca gaagtacagt gtggctgtca 420
agtgtgccac catcaccocct gatgaggccc gtgtggaaga gttcaagctg aagaagatgt 480
ggaaaagtcc caatggaact atccggaaca tcctgggggg gactgtcttc cgggagccca 540
tcatctgcaa aaacatccca cgctagtcc ctggctggac caagcccac accattggca 600
ggcacgcccc tggcgaccag tacaaggcca cagactttgt ggcagaccgg gccggcactt 660
tcaaaatggt cttcacccca aaagatggca gtggtgtcaa ggagtgggaa gtgtacaact 720
tccccgcagg cggcgtgggc atgggcatgt acaacaccga cgagtccatc tcaggttttg 780
cgcacagctg cttccagtat gccatccaga agaaatggcc gctgtacatg agcaccaaga 840
acaccatact gaaagcctac gatggcgctt tcaaggacat cttccaggag atctttgaca 900
agcactataa gaccgacttc gacaagaata agatctggtg tgagcaccgg ctcatgatg 960
acatgggtggc tcaggtectc aagtcttcgg gtggetttgt gtggcctgc aagaactatg 1020
acggagatgt gcagtcagac atcctggccc agggctttgg ctcccctggc ctgatgacgt 1080
ccgtcctggt ctgccctgat ggaagacga ttgaggctga ggccgctcat gggaccgtca 1140
cccgccacta tcgggagcac cagaagggcc ggcccaccag caccaacccc atcgccagca 1200
tctttgcctg gacacgtggc ctggagcacc gggggaagct ggatgggaaac caagacctca 1260
tcaggtttgc ccagatgctg gagaagggtg gcgtggagac ggtggagagt ggagccatga 1320

```

-continued

ccaaggacct	ggcgggctgc	attcacggcc	tcagcaatgt	gaagctgaac	gagcacttcc	1380
tgaacaccac	ggacttctct	gacaccatca	agagcaacct	ggacagagcc	ctgggcaggc	1440
agtaggggga	ggcgccaccc	atggctgcag	tggaggggcc	agggctgagc	cgcggggtcc	1500
tcctgagcgc	ggcagagggt	gagcctcaca	gcccctctct	ggaggccttt	ctaggggatg	1560
ttttttata	agccagatgt	ttttaaaagc	atatgtgtgt	ttcccctcat	ggtgacgtga	1620
ggcaggagca	gtgcgtttta	cctcagccag	tcagtatggt	ttgcatactg	taatttatat	1680
tgcccttgga	acacatgggt	ccatatttag	ctactaaaaa	gctcttcaca	aaaaaaaaaa	1740

<210> SEQ ID NO 25

<211> LENGTH: 1552

<212> TYPE: DNA

<213> ORGANISM: Homo sapiens

<220> FEATURE:

<223> OTHER INFORMATION: SERPINF1 glucocorticoid receptor-responsive gene

<400> SEQUENCE: 25

ggtcgcttta	agaaaggagt	agctgtaate	tgaagcctgc	tggacgctgg	attagaaggc	60
agcaaaaaaa	gctctgtgct	ggctggagcc	ccctcagtgt	gcaggcttag	agggactagg	120
ctgggtgtgg	agctgcagcg	tatccacagg	cccaggatg	caggccctgg	tgtaactcct	180
ctgcattgga	gccctectcg	ggcacagcag	ctgccagaac	cctgccagcc	ccccggagga	240
gggctcccca	gaccccagca	gcacaggggc	gctggtggag	gaggagatc	ctttctcaa	300
agtccccgtg	aacaagctgg	cagcggctgt	ctccaacttc	ggctatgacc	tgtaccgggt	360
gcatccagc	acgagcccca	cgaccaacgt	gctcctgtct	cctctcagtg	tggccacggc	420
cctctcgcc	ctctcgctgg	gagcggagca	gcgaacagaa	tccatcattc	accgggctct	480
ctactatgac	ttgatcagca	gcccagacat	ccatggtacc	tataaggagc	tccttgacac	540
ggtcactgcc	ccccagaaga	acctcaagag	tgccctcccg	atcgtctttg	agaagaagct	600
gcgcataaaa	tccagctttg	tggacacctc	ggaaaagtca	tatgggacca	ggcccagagt	660
cctgacgggc	aacctcgct	tggacctgca	agagatcaac	aactgggtgc	aggcgcagat	720
gaaaaggaag	ctcgccaggt	ccacaaagga	aattcccgat	gagatcagca	ttctccttct	780
cggtgtggcg	cacttcaagg	ggcagtgggt	aacaaagttt	gactccagaa	agacttcctc	840
cgaggatttc	tacttgatg	aagagaggac	cgtgagggtc	cccatgatgt	cggaccctaa	900
ggctgtttta	cgctatggct	tggattcaga	tctcagctgc	aagattgccc	agctgccctt	960
gaccggaagc	atgagtatca	tcttctcctc	gcccctgaaa	gtgaccagca	atttgacctt	1020
gatagaggag	agcctcacct	ccgagttcat	tcatgacata	gaccgagaac	tgaagaccgt	1080
gcaggcggtc	ctcactgtcc	ccaagctgaa	gctgagttat	gaaggcgaag	tcaccaagtc	1140
cctgcaggag	atgaagctgc	aatccttggt	tgattcacca	gactttagca	agatcacagg	1200
caaacccatc	aagctgactc	aggtggaaca	ccgggctggc	tttgagtgga	acgaggatgg	1260
ggcgggaacc	acccccagcc	cagggtgca	gctgcccac	ctcaccttcc	cgctggacta	1320
tcaccttaac	cagcctttca	tcttcgtact	gagggacaca	gacacagggg	cccttctctt	1380
cattggcaag	attctggacc	ccagggggcc	ctaataatccc	agtttaatat	tccaataccc	1440
tagaagaaaa	cccaggggac	agcagattcc	acaggacacg	aaggctgccc	ctgtaagggt	1500
tcaatgcata	caataaaaga	gctttatccc	taaaaaaaaa	aaaaaaaaaa	aa	1552

<210> SEQ ID NO 26

-continued

<211> LENGTH: 4816
 <212> TYPE: DNA
 <213> ORGANISM: Homo sapiens
 <220> FEATURE:
 <223> OTHER INFORMATION: ERBB2 glucocorticoid receptor-responsive gene
 <400> SEQUENCE: 26

```

gttccccgat ttttgtgggc gcctgccccg cccctcgtcc ccctgctgtg tccatatatc    60
gaggcgatag ggtaagggg aggcggacgc ctgatgggtt aatgagcaaa ctgaagtgtt    120
ttccatgatc ttttttgagt cgcaattgaa gtaccacctc ccgagggtga ttgcttcccc    180
atgcggggta gaacctttgc tgtcctgttc accactctac ctccagcaca gaatttggct    240
tatgcctact caatgtgaag atgatgagga tgaaaacctt tgtgatgatc cacttccact    300
taatgaatgg tggcaaagca aagctatatt caagaccaca tgcaaagcta ctccctgagc    360
aaagagtca  agataaaacg ggggcaccag tagaatggcc aggacaaaac cagtgcagca    420
cagagactca gaccttgga gccatgctcg cgcaggcagt gatgagagtg acatgtactg    480
ttgtggacat gcacaaaagt gagtgtgcac cggcacagac atgaagetgc ggctccctgc    540
cagtcccag  acccacctgg acatgtctcg ccacctctac cagggtctgc aggtggtgca    600
gggaaacctg gaactcaact acctgcccac caatgccagc ctgtcctcc tgcaggatat    660
ccaggaggtg cagggtctag tgctcatcgc tcacaaccaa gtgaggcagg tcccactgca    720
gaggctgcgg attgtgcgag gcacccagct ctttgaggac aactatgccc tggccgtgct    780
agacaatgga gacctcgtga acaataccac cctgtcaca ggggcctccc caggaggcct    840
gcgggagctg cagcttcgaa gcctcacaga gatcttgaaa ggaggggtct tgatccagcg    900
gaacccccag ctctgctacc aggacacgat tttgtggaag gacatcttcc acaagaacaa    960
ccagctggct ctcacactga tagacaccaa ccgctctcgg gcctgccacc cctgttctcc   1020
gatgtgtaag ggctcccgtc gctggggaga gaggttctgag gattgtcaga gcctgacgcg   1080
cactgtctgt gccggtggct gtgcccctcg caaggggcca ctgcccactg actgctgcca   1140
tgagcagtg  gctgccggct gcacggggccc caagcactct gactgcctgg cctgcctcca   1200
cttcaaccac agtggcatct gtgagctgca ctgcccagcc ctggtcacct acaacacaga   1260
cacgtttgag tccatgccca atcccagggg ccggtataca ttcggcgcca gctgtgtgac   1320
tgctgtccc  tacaactacc tttctacgga cgtgggatcc tgcacctctg tctgcccct   1380
gcacaaccaa gaggtgacag cagaggatgg aacacagcgg tgtgagaagt gcagcaagcc   1440
ctgtgccca  gtgtgctatg gtctgggcat ggagcacttg cgagagtgga gggcagttac   1500
cagtgccaat atccaggagt ttgctggctg caagaagatc tttgggagcc tggcatttct   1560
gccggagagc tttgatgggg acccagcctc caaactgcc  ccgctccagc cagagcagct   1620
ccaagtgttt gagactctgg aagagatcac aggttaccta tacatctcag catggccgga   1680
cagctgcct  gacctcagcg tcttcagaa cctgcaagta atccggggac gaattctgca   1740
caatggcgcc tactcgtga cctgcaagg gctgggcctc agctggctgg ggctgcgctc   1800
actgagggaa ctgggcagtg gactggcctc catccaccat aaccccacc tctgcttctg   1860
gcacacggtg ccctgggacc agctctttcg gaaccgcac caagctctgc tccacactgc   1920
caaccggcca gaggacgagt gtgtgggca gggcctggcc tgccaccagc tgtgcgcccc   1980
agggcactgc tgggttccag ggcccacca gtgtgtcaac tgcagccagt tccttcgggg   2040
ccaggagtgc gtggaggaat gccgagtact gcaggggctc cccaggaggt atgtgaatgc   2100
caggcaactg ttgccgtgcc accctgagtg tcagccccag aatggtcag tgacctgtt   2160
  
```

-continued

tggaccggag	gctgaccagt	gtgtggcctg	tgcccactat	aaggaccctc	ccttctgcgt	2220
ggcccgcgtgc	cccagcgggtg	tgaaacctga	cctctcctac	atgcccactct	ggaagtctcc	2280
agatgaggag	ggcgcgatgcc	agccttgccc	catcaactgc	accactcct	gtgtggacct	2340
ggatgacaag	ggctgcccgc	ccgagcagag	agccagccct	ctgacgtcca	tcctctctgc	2400
ggtggttggc	attctgctgg	tcgtggtctt	gggggtggtc	tttgggatcc	tcaccaagcg	2460
acggcagcag	aagatccgga	agtacacgat	gcggagactg	ctgcaggaaa	cggagctggt	2520
ggagccgctg	acacctagcg	gagcgatgcc	caaccaggcg	cagatgcgga	tcctgaaaga	2580
gacggagctg	aggaaggtga	aggtgcttgg	atctggcgct	tttggcacag	tctacaaggg	2640
catctggatc	cctgatgggg	agaatgtgaa	aattccagtg	gccatcaaag	tgttgaggga	2700
aaacacatcc	cccaaagcca	acaagaaaat	cttagacgaa	gcatacgtga	tggtgggtgt	2760
gggctcccca	tatgtctccc	gccttctggg	catctgcctg	acatccacgg	tgcagctggt	2820
gacacagctt	atgccctatg	gctgcctctt	agaccatgtc	cgggaaaacc	gcggacgcct	2880
gggctcccag	gacctgctga	actggtgat	gcagattgcc	aaggggatga	gctacctgga	2940
ggatgtgcgg	ctcgtacaca	gggacttggc	cgctcggaac	gtgctggtca	agagtcccaa	3000
ccatgtcaaa	attacagact	tcgggctggc	tcggctgctg	gacattgacg	agacagagta	3060
ccatgcagat	gggggcaagg	tgcccataca	gtggatggcg	ctggagtcca	ttctccgccg	3120
gcggttcacc	caccagagtg	atgtgtggag	ttatggtgtg	actgtgtggg	agctgatgac	3180
ttttggggcc	aaaccttacg	atgggatccc	agccccggag	atccctgacc	tgctggaaaa	3240
gggggagcgg	ctgccccagc	cccccatctg	caccattgat	gtctacatga	tcatggtcaa	3300
atggttgatg	attgactctg	aatgtcggcc	aagattccgg	gagttggtgt	ctgaattctc	3360
ccgatggcc	agggaccccc	agcgtttgt	ggtcatccag	aatgaggact	tgggcccagc	3420
cagtcccttg	gacagcaoct	tctaccgctc	actgctggag	gacgatgaca	tgggggacct	3480
ggtgatgct	gaggagtatc	tggtacocca	gcagggcttc	ttctgtccag	accctgcccc	3540
gggcgctggg	ggcatggtcc	accacaggca	ccgcagctca	tctaccagga	gtggcggtgg	3600
ggacctgaca	ctagggctgg	agccctctga	agaggaggcc	cccaggtctc	cactggcacc	3660
ctccgaaggg	gctggctccg	atgtatttga	tggtgacctg	ggaatggggg	cagccaaggg	3720
gctgcaaagc	ctccccacac	atgaccccag	ccctctacag	cggtacagtg	aggaccccac	3780
agtaaccctg	ccctctgaga	ctgatggcta	cgttgcccc	ctgacctgca	gccccagccc	3840
tgaatatgtg	aaccagccag	atgttcggcc	ccagccccct	tcgccccgag	agggccctct	3900
gcctgctgcc	cgacctgctg	gtgccactct	ggaaaggccc	aagactctct	ccccagggaa	3960
gaatggggtc	gtcaaagacg	tttttgctt	tgggggtgcc	gtggagaacc	ccgagtactt	4020
gacaccccag	ggaggagctg	cccctcagcc	ccaccctcct	cctgccttca	gcccagcctt	4080
cgacaacctc	tattactggg	accaggaccc	accagagcgg	ggggctccac	ccagcacctt	4140
caaagggaca	cctacggcag	agaaccacaga	gtacctgggt	ctggacgtgc	cagtgtgaac	4200
cagaaggcca	agtccgcaga	agccctgatg	tgctctcagg	gagcagggaa	ggcctgactt	4260
ctgctggcat	caagaggtgg	gagggccctc	cgaccacttc	caggggaacc	tgccatgcca	4320
ggaacctgtc	ctaaggaacc	ttccttctctg	cttgagttcc	cagatggctg	gaaggggtcc	4380
agcctcgttg	gaagaggaac	agcactgggg	agtctttgtg	gattctgagg	ccctgcccac	4440
tgagacteta	gggtccagtg	gatgccacag	cccagcttgg	cccttctctt	ccagatcctg	4500

-continued

```

ggtactgaaa gccttaggga agctggcctg agaggggaag cggccctaag ggagtgtcta 4560
agaacaaaag cgaccattc agagactgtc cctgaaacct agtactgccc cccatgagga 4620
aggaacagca atggtgtcag tatccaggct ttgtacagag tgctttctcg tttagttttt 4680
actttttttg tttgttttt ttaaagatga aataaagacc cagggggaga atgggtgttg 4740
tatggggagg caagtgtggg gggctccttct ccacaccac tttgtccatt tgcaaatata 4800
ttttgaaaa cagcta 4816

```

<210> SEQ ID NO 27

<211> LENGTH: 6831

<212> TYPE: DNA

<213> ORGANISM: Homo sapiens

<220> FEATURE:

<223> OTHER INFORMATION: PECAM1 glucocorticoid receptor-responsive gene

<400> SEQUENCE: 27

```

ccaggcccca ttgttcccg tttccagcca tggtgccat tacctgacca ggcacacagc 60
cggctctctc gcaggcgcg ggagaagtga ccagagcaat ttctgctttt cacagggcgg 120
gtttctcaac ggtgacttgt gggcagtgcc ttctgctgag cgagtcatgg cccaagggca 180
gaactaactg tgctgcagc cttcaacttc aggatgcagc cgagggtggc ccaaggggcc 240
acgatgtggc ttggagtcc tctgaccctt ctgctctgtt caagccttga gggccaagaa 300
aactctttca caatcaacag tgttgacatg aagagcctgc cggactggac ggtgcaaat 360
gggaagaacc tgaccctgca gtgcttcgcg gatgtcagca ccaccttca cgtcaagcct 420
cagcaccaga tgctgttcta taaggatgac gtgctgtttt acaacatctc ctccatgaag 480
agcacagaga gttattttat tctgaagtc cggatctatg actcagggac atataaatgt 540
actgtgattg tgaacaacaa agagaaaacc actgcagagt accaggtgtt ggtggaagga 600
gtgccagtc ccagggtgac actggacaag aaagaggcca tccaaggtgg gatcgtgagg 660
gtcaactgtt ctgtcccaga ggaaggcc ccaatacact tcacaattga aaaacttgaa 720
ctaaatgaaa aaatggtcaa gctgaaaaga gagaagaatt ctcgagacca gaattttgtg 780
atactggaat tcccgttga ggaacaggac cgcgttttat ccttccgatg tcaagctagg 840
atcatttctg ggatccatat gcagacctca gaatctacca agagtgaact ggtaaccgtg 900
acggaatcct tctctacacc caagttccac atcagcccca ccggaatgat catggaagga 960
gctcagctcc acattaagtg caccattcaa gtgactcacc tggcccagga gtttccagaa 1020
atcataatc agaaggacaa ggcgattgtg gccacaaca gacatggcaa caaggctgtg 1080
tactcagtc tggccatggt ggagcacagt ggcaactaca cgtgcaaagt ggagtccagc 1140
cgcatatcca aggtcagcag catcgtggtc aacataacag aactattttc caagcccgaa 1200
ctggaatctt ccttcacaca tctggaccaa ggtgaaagac tgaacctgtc ctgctccatc 1260
ccaggagcac ctccagccaa cttcaccatc cagaaggaag atacgattgt gtcacagact 1320
caagatttca ccaagatagc ctcaaagtcg gacagtggga cgtatatctg cactgcaggt 1380
attgacaaag tggtaagaa aagcaacaca gtccagatag tcgtatgtga aatgctctcc 1440
cagcccagga tttcttatga tgcccagttt gaggtcataa aaggacagac catcgaagtc 1500
cgttgcaaat cgatcagtg aactttgcct atttcttacc aactttttaa aacaagtaaa 1560
gttttgaga atagtaccaa gaactcaaat gatcctgcgg tattcaaga caacccact 1620
gaagacgtcg aataccagtg tgttcagat aattgccatt cccatgcca aatgttaagt 1680
gaggttctga gggtaaggt gatagcccc gtggatgagg tccagatttc tatcctgtca 1740

```

-continued

agtaagggtgg	tggagtctgg	agaggacatt	gtgctgcaat	gtgctgtgaa	tgaaggatct	1800
ggteccatca	cctataagtt	ttacagagaa	aaagagggca	aacccttcta	tcaaatgacc	1860
tcaaatgcc	cccaggcatt	ttggaccaag	cagaaggcta	gcaaggaaca	ggagggagag	1920
tattactgca	cagccttcaa	cagagccaac	cacgcctcca	gtgtcccag	aagcaaaata	1980
ctgacagtca	gagtcattct	tgccccatgg	aagaaaggac	ttattgcagt	ggttatcatc	2040
ggagtgatca	ttgctctctt	gatcattgcg	gccaaatgtt	atcttctgag	gaaagccaag	2100
gccaaagcaga	tgccagtgga	aatgtccagg	ccagcagtac	cacttctgaa	ctccaacaac	2160
gagaaaatgt	cagatcccaa	tatggaagct	aacagtcatt	acggtcaca	tgacgatgtc	2220
agaaaccatg	caatgaaacc	aataaatgat	aataaagagc	ctctgaaactc	agacgtgcag	2280
tacacggaag	ttcaagtgtc	ctcagctgag	tctcacaag	atctaggaaa	gaaggacaca	2340
gagacagtgt	acagtgaagt	ccgaaaagct	gtccctgatg	ccgtggaag	cagatactct	2400
agaacggaag	gctcccttga	tggaacttag	acagcaaggc	cagatgcaca	tccctggaag	2460
gacatccatg	ttccgagaag	aacagataat	cctgtattt	caagacctct	gtgcacttat	2520
ttatgaacct	gccctgtctc	cacagaacac	agcaattcct	caggctaagc	tgccggttct	2580
taaatccatc	ctgctaagtt	aatgttgggt	agaaagagat	acagaggggc	tgttgaattt	2640
cccacatacc	ctccttccac	caagttgga	catccttgg	aattggaaga	gcacaagagg	2700
agatccaggg	caaggccatt	gggatattct	gaaacttgaa	tattttgttt	tgtgcagaga	2760
taagacett	ttccatgcac	cctcatcac	agaaaccaat	tttctttttt	atactcaatc	2820
atcttagcgc	catggcctgg	ttagaggctg	gttttttctc	tttctcttg	gtccttcaaa	2880
ggctttagt	tttggttagt	cctgttctt	tggaaataca	cagtgtgac	cagacagcct	2940
ccccctgtcc	cctctatgac	ctgcacctc	acaaatggga	aaaccagact	acttggggagc	3000
accgctgtg	aaataccaac	ctgaagacac	cgttcattca	ggcaacgcac	aaaacagaaa	3060
atgaagggtg	aacaagcaca	gatgttctt	aactgtttt	gtctacactc	tttctctttt	3120
cctctacat	gctgaaggct	gaaagacagg	aagatgggtc	catcagcaaa	tattattctt	3180
aattgaaaac	ttgaaatgtg	tatgttctt	actaattttt	aaaaatgtat	tccttgccag	3240
ggcaggcaag	gtggctcacg	cctgtaatcc	cagcaactca	ggaggctgag	gtgggcggat	3300
cacctgaggt	caggagtttg	agaccagcct	gatgaaacct	tgtctctact	aaaaatacaa	3360
gaattagccg	ggcgtggtgg	cgcagtctctg	tagtatcagc	tactcaagag	gctgaggtga	3420
gattatcgct	tgaaccaggg	aaacggaggt	tgtagtgagc	ggagatcgcg	ccactgcaact	3480
ccagcctgag	tgacagagtg	agaatccatc	tcaaaaaaaaa	caaaaaaaca	aattgcttgc	3540
taaagaagtg	gtctcctgag	gtcttaagac	attcctgaca	gtgtcttgag	tgggtgggag	3600
agaggctgct	gtcattgctc	tgtggaattt	cacagatgag	aaccacgcct	agccaaaatc	3660
acttttctctg	tttgctcctg	tgacacagct	gcagggaccc	tcgtggatgt	tgtattaat	3720
aaatttgacc	tttctctttt	gcagatctgt	gaaatgttgt	cttctgaggg	gccacatgca	3780
tctatagtc	tgaggactcc	ttgggcctct	gaagtccag	agagaaccga	gcaggtctat	3840
gtttttgttt	tgttgtttt	agacggagat	tcgctcttgt	tgccgggct	ggactgcagc	3900
ggcgcaacct	ctgctcactg	caacctccgc	ctcctgggtt	caagcagttc	tcctgtctca	3960
gcctcccgag	tagctgggat	tacaggcaca	tgtcaccacg	cctggctaat	ttttgtat	4020
ttagtagaga	tgggttttca	ccacgttggc	caggetgac	tcgaatgcct	gacctttggt	4080

-continued

gatctgccc	ccttgcctc	atgtgtgctc	cacaggcctt	tgggttggga	ttgcaggcgt	4140
gagccacat	gcccagccta	gactcctttg	acaatatgat	gaaagctggt	ggttcctttc	4200
cccaacacac	acacaccgag	ttgtatcagc	aaaatgtcat	acaatttcca	ggttttctga	4260
gtggtgggct	cagattgagg	tcaaaggatc	agacgacctc	taacgacctt	catgtctctg	4320
ttgatgatct	ggggacagcc	agatcccctg	tgtccagggg	gttccttagt	cccttgccac	4380
caccagagaa	gggcaattgc	cacgggagct	gcaaagacc	tattcctact	cctggtgctt	4440
tacttatgca	gcacgactga	atTTTTtTgt	ttgTTTTgtt	ttgttgagac	aggggcttgc	4500
tctgttgc	aggctggagt	gcagtggcac	aacaatggct	caccgcagcc	tcgaaccctt	4560
gggctcaagc	gatectccca	tctcagcttc	ctgggtagct	gggaccagag	gcgtgagccg	4620
ccatagctgg	ctaattttta	atTTTTtttt	tgcagagatg	aggtttcacc	atggtgcca	4680
ggctggctc	gaacttctgg	gctcaagtga	tctcctcc	ttggcctcgc	aaagtgtcgg	4740
gattgcaggc	atgagccacc	gccccggcc	tgtggagcac	acatgagttt	aaaattactt	4800
tcccttctgc	ctatatttcc	gaggaggaaa	cttcatgcgc	agggatcttt	cttagtggat	4860
ttaatggcta	aaaggtctgt	ctgaatccag	gacgctggct	ttagccttcc	tcggcagctg	4920
ccgtaacccc	gggtgtctaaa	cctgaagcat	cccaggagca	cccactccag	gagttttctc	4980
ggcccgga	ctcattagtt	agagcgcct	cttgtgttct	catgtggtaa	tcggtcactg	5040
aaggacttaa	aatggctcct	agccaacaca	cagtaaaact	ttccctctt	ctgaccccaa	5100
gaggtcagcc	accatttca	tgagcatata	ctggctgccc	catcagcgtt	ctctgattgg	5160
ctaactgaac	ccactccccg	acctagactc	aagacaggcg	aagtgacgct	taggtcaaca	5220
ttcactcact	aaagcaacga	ctgtcgggcg	atTTTgtctc	ccgctggttt	tggaatgggtg	5280
tctggagaca	TTTTTggttg	tcacagctgg	gtgggtgtgc	tccccgcac	tgggtgggtag	5340
aaaccaagca	tgctcctaaa	catcctacag	gcacagaacc	gtctcccacg	accaagcatg	5400
atcaagtccc	aatgccaat	aatggccagg	ttgagaaaact	ctgcacagaa	gcatccagtt	5460
atTTTgtctgt	ttgctcaaca	agcttTgtct	catcatgctc	tgtgttctctg	acgctgtgct	5520
gggtgttggc	ggtgggaaga	ttacaagagt	cacatggcag	ctgtcctcct	ggaaggtaca	5580
accagtaga	gatgcagact	aacagagagc	caattacaaa	gcagtgtgac	aagcgtcatg	5640
gtggaaaatt	aaaagctcaa	acaagggcac	atgggagggg	cttccaacac	agactttggg	5700
ggatccagga	aggtctaaga	ggaaagtggg	tctcaccaaa	gccttgacca	taggcagagg	5760
gtaccagtgg	aaaaggtggg	gtgaagaaca	ttgaggacaa	aaggaagaag	tcaggaagg	5820
ccctgaggca	agggagtggg	gggtgcctcg	gagggatggc	agcagggcag	tctgtcagac	5880
ccaagtggcc	tccagcccta	gaagccaatt	agtcctcctc	aaaaagctgt	actgtcccc	5940
taagaattgc	tgccaggctc	ccactggcct	gactcagtct	ttgagagtct	taaggaggag	6000
gtctctgaaa	ggtacacacc	aagaactctc	cccagcacag	ctgtttttaa	gactctccac	6060
cagcgtcatt	ggcgtgttgg	gaagaaacc	tctgccacag	aggccagctt	cagcctttgc	6120
ctaaccaccg	aagggcaaat	ggaaggtaa	acgggaagga	gatgtctccc	cagcaggcta	6180
tttgaggaca	gtcttccctg	cagaagatct	caacctgggg	tccacagagt	ggaatgtta	6240
gagtagggag	ctaggcaaac	atgagcagga	caggtgaggg	ccccacagg	aatgtcaggc	6300
taccatcagg	tgatggctag	gtggttgtta	aactgtctct	gtaaaaaaat	aattggttgc	6360
agccagctcc	aagcaaggac	agtctctcaa	tagatacaaa	acaccctgat	ctggatgatca	6420
gcccgttccc	gataagatct	caggagctgg	gcaagcagcc	tggagcatgc	gcaccaagag	6480

-continued

```

gcaaaatggc ggaatttaac cagtatatga cctaccttcc tctgggaacg cagcactggt 6540
aaggggaaaa atgcctcaag tgagcatgcg cgcaacttca gtaatcacac tgtgcatgcg 6600
acccttcca agtgctggca ggtcaccaca tacgcgga gacctgctga agggaagaat 6660
caggggggat gagacgtaaa tcccagaact atgccaata cataaaacce caagttaagg 6720
gtcaggcagg gcacttagat ctctcaagtt gcctgctga cccaagtga gtgtacttcc 6780
ttttgttct gctctaaaac ttttaataa actctcactc ctgctctaaa a 6831

```

<210> SEQ ID NO 28

<211> LENGTH: 2956

<212> TYPE: DNA

<213> ORGANISM: Homo sapiens

<220> FEATURE:

<223> OTHER INFORMATION: LBH glucocorticoid receptor-responsive gene

<400> SEQUENCE: 28

```

ggggctgagt gctcagtgga gagcggggag ttgtgtccac cttgccgacg tcgctagccg 60
tggggctgtc ctgggaaggc ggacggcgag cgcccggtgt ccgcaactgg ccgacctgcc 120
tgcccgctcg cgcccggtgc atcctcactc gggacgcagg gaccgttttt aaatcacagg 180
ggcgtgtgtc agcctgcctt aggacttcat gtctatatat ttccccattc actgccccga 240
ctatctgaga tcggccaaga tgactgaggt gatgatgaac acccagccca tggaggagat 300
cggcctcagc ccccgcaagg atggccttcc ctaccagatc ttcccagacc cgtcagattt 360
tgaccgctgc tgcaaaactga aggaccgtct gccctccata gtggtggaac ccacagaagg 420
ggagggtggag agcgggggagc tccgggtggc cctcaggagag ttctctggtc aggaggatga 480
gcaagataac tgcaagaga cagcgaaaga aaataaagag cagtagagtc cctgtggact 540
cccatgggtc ataccagcca gcactctgttc ctgaaactgtg tttttcccat catgacggaa 600
gaagagagtg agccgcaatt gttctgaaaa tgtcaaacga ggcttctgtt ttgcacctgc 660
agatcaccga gttgggtttc ttttctttc ttgccttttt tttttttga aatttgccga 720
gcagtggagc cctctgacaa tttgcaaggc cctctgagaa aggaagctgc ttagagccag 780
ggggtttagtg ggtgagggga gcgagtgtct tttttgagat cattatctga actcaggcag 840
cctagtagag gcagtgtgtg gattccaatg ggtcttggtg ggtgggagggt ggggcatgtg 900
caaagcaagc aaggaacatt tggggttaaga aaacaaacat gaggcaaaag aaaaaataca 960
tgtttttaag aaaacattga gcagagaact gcagccagga tgcgctcagc agacattcac 1020
tctggctgct gggacatcag aaaacaaagt cttcatctct ctctccagtt tcaccacccc 1080
cacccttgc tttcatttca ggtgtgttgg tctatatgac agggaggaga gtaaaggaga 1140
gcaggagcaa ttggctgctt gcaaagccag ctggagggtga agtgacggaa aggaaaggtc 1200
acccattct actccatggc ctctctgctc ccagctgtgg taggctcaca tagccagtgt 1260
gatcggtttt taaggagcag tgcttttcag cttttctccc tgatataatc attttgcttc 1320
ccagcacttt ttaggagtag tgagagcact tectgccctt gttggaagcc ccagggtgga 1380
cactcagcac gaaggctctc cccttaactg ctgcccttcc aagacttgcct cccgagatgg 1440
agtgggctgt gtcttccagg ctggcccttc cttctctca ccgcccctt cctgccccca 1500
gccccagcag ccattgggtac atgggtcccc agctcaccta tggattcccc ccagtctgcc 1560
cagctgcagt actcacgcc catgggggat cttggtctgt tttcttctgt ggagcctagt 1620
ggagagcaga cgtggctttt tatgtgtctt gttggggagg tgacttgcac ggtggggaca 1680

```

-continued

```

aggctgtcgt ggcaaccttg ggatecagtt tgagactaaa ggatgtcatg agatccctgg 1740
cttctcccca tgttgttccc ggacaagggc agaaggaggg catggcaagg gacctctgct 1800
gtccttactc aacagtggtc ctcacccctc cccacctccc actgcttctc gcaagggcac 1860
cagttgtatg agaaagtgg cctttggact taggatttct tattgtagct aagagccatc 1920
tgaagcagca ggttgcagga caaatgcttc agtccgccga gagcagtacc gtgtggccaa 1980
gaggtggact cagagccttc cttgagctaa actcggccaa ccaaggcacg cagcatgtcc 2040
cctcaggtct ccagtcagtc caggttgacc ctcagttctg gacgtgtgta tatagctgta 2100
ttaataacct caaggtcatt gtggctctgg ggatgccggg gcaggaggac gaggggtgcg 2160
tgtggacaca gcagtcggcg gaattccggt ctgggaagcc aatggtcgcc ggcaccctt 2220
gcttcctccc tctgttctc gctgtgtga cacacatcaa tggcaataac ttcttccaac 2280
tctctgcaga agtgggagag gccggcagcc tgcaccgaga ggggcttccc tctctcttgc 2340
tccccgcttc gttctgtttt ggetgcagag agtggttcat ccatactctc attccctcgc 2400
ctccccctgt ggacgggggt cttgcctttt caattcctgt gttttggtgt ctcccttat 2460
ctgctacctt gaatcacctg tcctgtctt gctgtgtgat gggaaatgc ttgtaaactg 2520
cgtaacaaat ctactttgtg tatgtgtctg tttatggggg tggtttatta tttttgtgg 2580
tccctagacc actttgtatg accgtttgca gtctgagcag gccaggggct gacagctaat 2640
gtcaggaccc tcagcgttgg agcctgctgg ggggaccag ctgctcttgg acaagtggct 2700
gagctcctat ctggcctcct cttttttttt ttttcaagta atttgtgtgt atttctaact 2760
gattgtattg aaaaaattcc tagtatttca gtaaaaatgc ctgttgtgag atgaacctcc 2820
tgtaacttct atctgttctt ttttgaggct caggagagaaa ctagcatttt ttttttcca 2880
aactactttt tgtcactgtg acagttgtaa ataaagtgtg aaaatgcttt ccactctgaa 2940
aaaaaaaaa aaaaaa 2956

```

<210> SEQ ID NO 29

<211> LENGTH: 2262

<212> TYPE: DNA

<213> ORGANISM: Homo sapiens

<220> FEATURE:

<223> OTHER INFORMATION: ST3GAL5 glucocorticoid receptor-responsive gene

<400> SEQUENCE: 29

```

ctggggagta atagcatggg caaccattat cctgtctcgc cccaccag gacatggctt 60
ctgttccaat gccaaagtgag tacacctatg tgaaactgag aagtgattgc tcgaggcctt 120
ccctgcaatg gtacaccoga gctcaaagca agatgagaag gccagcttg ttattaaaag 180
acatcctcaa atgtacattg cttgtgtttg gagtgtggat cttttatctc ctcaagttaa 240
attatactac tgaagaatgt gacatgaaaa aaatgcatta tgtggacctt gacctgtaa 300
agagagctca gaaatatgct cagcaagtct tgcagaagga atgtcgtccc aagtttgcca 360
agacatcaat ggcgctgtta tttgagcaca ggtatagcgt ggacttactc cttttgtgct 420
agaaggcccc caaagacagt gaagctgagt ccaagtaaga tcctcctttt gggttccgga 480
agttctccag taaagtccag accctcttgg aactcttggc agagcacgac ctccctgaac 540
acttgaaagc caagacctgt cggcgtctgt tggttattgg aagcggagga atactgcacg 600
gattagaact gggccacacc ctgaaccagt tegatgttgt gataaggtta aacagtgcac 660
cagttgaggg atattcagaa catgttgaa ataaaactac tataaggatg acttatccag 720
agggcgacc actgtctgac cttgaatatt attccaatga cttatttgtt gctgttttat 780

```

-continued

```

ttaagagtgt tgatttcaac tggcttcaag caatggtaaa aaaggaaacc ctgccattct 840
gggtacgact cttcttttgg aagcaggtgg cagaaaaaat cccactgcag ccaaaaacatt 900
tcaggattht gaatccagtt atcatcaaag agactgcctt tgacatcctt cagtactcag 960
agcctcagtc aaggttctgg ggccgagata agaacgtccc cacaatcggg gtcattgccg 1020
ttgtcttagc cacacatctg tgcgatgaag tcagtttggc gggttttgga tatgacctca 1080
atcaaccagc aacacctttg cactacttcg acagtcaatg catggctgct atgaactttc 1140
agaccatgca taatgtgaca acggaaacca agttcctctt aaagctgggc aaagagggag 1200
tggtgaaaga tctcagtggg gccattgatc gtgaattttg aacacagaaa acctcagttg 1260
aaaatgcaac tctaactctg agagctgtht ttgacagcct tcttgatgta tttctccatc 1320
ctgcagatac tttgaagtgc agctcatgtht tttactttt aatttaaaaa cacaaaaaaa 1380
atthtagctc tcccacttht tthtttctta tthatttgag gtcagtgtht gthtttgca 1440
accatthtgt aaatgaaact taagaattga attgaaaga cthctcaaag agaattgtat 1500
gtaacgatgt tgtattgatt ttaagaaag taatttaatt tgtaaaactt ctgctcgtth 1560
acactgcaca ttgaatacag gtaactaatt ggaaggagag gggaggtcac tctthtgatg 1620
gtggccctga acctcattct ggttcctctc tgcgctgctt ggtgtgacct acggaggatc 1680
cactcccagc atgacgtgct ccgtagctct gctgctgata ctgggtctgc gatgcagcgg 1740
cgtgaggcct gggctggttg gagaaggta caacctctct ctgthgtct gcctthctgct 1800
gaaagactcg agaaccaacc agggaagctg tcttgagggt ccctggctcg agagggacat 1860
agaatctgtg acctctgaca actgtgaagc cacctgggc tacagaaacc acagthctcc 1920
cagcaattat tacaattctt gaattcctg gggatthttt actgcccctt caaagcactt 1980
aagthttaga tctaactgtt tccagthctt gthctgagggt acttaaaaa tcagaacaaa 2040
actthtatta tccagagta tgggagagta cacctthtcc aggaataatg tthtgggaaa 2100
cactgaaatg aaatctthcc agtattataa atthgtgatt taaaaaaag aaactthtct 2160
gaaatgctac ctggcgtgt ataccaggca gthgtccagt taaaaagat gaaaaagaa 2220
aaaaacttht gaggaaaaaa aaaaaaaaaa aaaaaaaaaa aa 2262

```

<210> SEQ ID NO 30

<211> LENGTH: 4909

<212> TYPE: DNA

<213> ORGANISM: Homo sapiens

<220> FEATURE:

<223> OTHER INFORMATION: IL1R1 glucocorticoid receptor-responsive gene

<400> SEQUENCE: 30

```

tagacgcacc ctctgaagat ggtgactccc tctgagaag ctggacctt tggtaaaaga 60
caagccttc tccaagaaga atatgaaagt gttactcaga cttatthgtt tcatagctct 120
actgattct tctctggagg ctgataaatg caaggaacct gaagaaaaaa taatthtagt 180
gtcatctgca aatgaaatg atgttctgct ctgctctctt aacccaaatg aacacaaagg 240
cactataact tggataaag atgacagcaa gacacctgta tctacagaac aagctctcag 300
gattcatcaa cacaaagaga aactthgtt tgttctgctt aagthggagg attcaggaca 360
ttactattgc gtgtaagaa atthcatctta ctgctcaga attaaataa gtgcaaaatt 420
tthggagaat gagcctaact tatgthataa tgcacaagcc atatthtaagc agaaactacc 480
cgttgaggga gacggaggac thgtgtgccc thatatggag tthtttaaaa atgaaataa 540

```

-continued

tgagttacct	aaattacagt	ggtataagga	ttgcaaacct	ctacttcttg	acaatataca	600
ctttagtgga	gtcaaagata	ggctcatcgt	gatgaatgtg	gctgaaaagc	atagagggaa	660
ctatacttgt	catgcatoct	acacatactt	gggcaagcaa	tatcctatta	cccgggtaat	720
agaatttatt	actctagagg	aaaacaaacc	cacaaggcct	gtgattgtga	gccagctaa	780
tgagacaatg	gaagtagact	tgggatccca	gatacaattg	atctgtaatg	tcaccggcca	840
gttgagtgac	attgcttact	ggaagtggaa	tgggtcagta	attgatgaag	atgacccagt	900
gctaggggaa	gactattaca	gtgtggaaaa	tcttgcaaac	aaaagaagga	gtaccctcat	960
cacagtgcct	aatatatcgg	aaattgaaag	tagattttat	aaacatccat	ttacctgttt	1020
tgccaagaat	acacatggta	tagatgcagc	atatatccag	ttaatatac	cagtcactaa	1080
ttccagaag	cacatgattg	gtatatgtgt	cacgttgaca	gtcataattg	tgtgttctgt	1140
tttcatctat	aaaatcttca	agattgacat	tgtgctttgg	tacagggatt	cctgctatga	1200
ttttctccca	ataaaagcct	cagatggaaa	gacctatgac	gcatatatac	tgtatccaaa	1260
gactgttggg	gaagggtcta	cctctgactg	tgatattttt	gtgtttaaag	tcttgccctga	1320
ggtcttggaa	aaacagtgtg	gatataagct	gttcatttat	ggaagggatg	actacgttgg	1380
ggaagacatt	gttgaggtea	ttaatgaaaa	cgtaagaaa	agcagaagac	tgattatcat	1440
tttagtcaga	gaaacatcag	gcttcagctg	gctgggtggg	tcacttgaag	agcaaatagc	1500
catgtataat	gctcttgttc	aggatggaat	taaagttgtc	ctgcttgagc	tggagaaaat	1560
ccaagactat	gagaaaatgc	cagaatcgat	taaattcatt	aagcagaaac	atggggctat	1620
ccgctggtea	ggggacttta	cacagggacc	acagtctgca	aagacaaggt	tctggaagaa	1680
tgtcaggtac	cacatgccag	tccagcgacg	gtcaccttca	tctaaacacc	agttaactgtc	1740
accagccact	aaggagaaac	tgcaaagaga	ggctcacgtg	cctctcgggt	agcatggaga	1800
agttgccaa	agttctttag	gtgcctcctg	tcttatggcg	ttgcaggcca	ggttatgcct	1860
catgctgact	tgcagagttc	atggaatgta	actatatcat	cctttatccc	tgaggtcacc	1920
tggaatcaga	ttattaaggg	aataagccat	gacgtcaata	gcagcccagg	gcacttcaga	1980
gtagagggct	tgggaagatc	ttttaaag	gcagtaggcc	cggtgtgggt	gctcacgcct	2040
ataatcccag	cactttggga	ggctgaagtg	ggtggatcac	cagaggtcag	gagttcgaga	2100
ccagcccagc	caacatggca	aaaccccac	tctactaaaa	atacaaaaat	gagctaggca	2160
tgggtggcaca	cgctgtaat	cccagctaca	cctgaggctg	aggcaggaga	attgcttgaa	2220
ccggggagac	ggagggtgca	gtgagccgag	tttgggccac	tgcactctag	cctggcaaca	2280
gagcaagact	ccgtctcaaa	aaaagggcaa	taaatgccct	ctctgaaatg	ttgaactgcc	2340
aagaaaaggc	atggagacag	cgaactagaa	gaaagggcaa	gaaggaaata	gccaccgtct	2400
acagatggct	tagttaagtc	atccacagcc	caagggcggg	gctatgcctt	gtctggggac	2460
cctgtagagt	cactgacctc	ggagcggctc	tccctgagagg	tgctgcaggc	aaagtgagac	2520
tgacacctca	ctgaggaagg	gagacatatt	cttgagaaac	tttccatctg	cttgatattt	2580
ccatacacat	cccagccag	aagttagtg	ccgaagaccg	aattttattt	tacagagctt	2640
gaaaactcac	ttcaatgaac	aaagggattc	tccaggattc	caaagttttg	aagtcacctt	2700
agctttccac	aggagggaga	gaacttaaaa	aagcaacagt	agcagggaat	tgatccactt	2760
cttaatgctt	tcctccctgg	catgaccatc	ctgtcctttg	ttattatcct	gcattttacg	2820
tctttggagg	aacagctccc	tagtggcttc	ctccgtctgc	aatgtccctt	gcacagccca	2880
cacatgaacc	atccttccca	tgatgcoct	cttctgtcat	cccgtcctg	ctgaaacacc	2940

-continued

```

tcccaggggc tccacctggt caggagctga agcccatgct tteccaccag catgtcactc 3000
ccagaccacc tcctgcctc gtcctccage tteccctcgc tgtcctgctg tgtgaattcc 3060
caggttggcc tgggtggccat gtcgcctgcc cccagcactc ctctgtctct gctcttgcc 3120
cgacccttcc tcctcctttg cctaggagge cttctcgcct tttctctage tgatcagaat 3180
tttaccaaaa ttcagaacat cctccaattc cacagtctct gggagacttt ccctaagagg 3240
cgacttcctc tccagccttc tctctctggt caggcccact gcagagatgg tgggtgagcac 3300
atctgggagg ctggtctccc tccagctgga attgctgctc tctgagggag aggctgtggt 3360
ggctgtctct gtcctcact gccttccagg agcaatttgc acatgtaaca tagatttatg 3420
taatgcttta tgtttaaaaa cattccccaa ttatcttatt taatttttgc aattattcta 3480
atthtatata tagagaaagt gacctattht ttaaaaaat cacactctaa gttctattga 3540
acctaggact tgagcctcca tttctggctt ctagtctggt gttctgagta cttgatttca 3600
ggtcaataac ggtccccct cactccacac tggcacgtht gtgagaagaa atgacatttt 3660
gctaggaagt gaccgagtht aggaatgctt ttattcaaga caccaaattc caaacttcta 3720
aatgttgaa ttttcaaaaa ttgtgtttag atthtatgaa aaactctct actthcatct 3780
atthttccc tagaggcaaa catttcttaa aatgtthcat tthcattaaa aatgaaagcc 3840
aaatttatat gccaccgatt gcaggacaca agcacagtht taagagtht atgaacatgg 3900
agaggactth tggthtttat atthctcgtt ttaaatatgg gtgaacacca actthtattt 3960
ggaataataa tthctcctc aaacaaaaac acattgagth taagtctctg actctgcct 4020
thccacctgc tthctcctgg gccctgtht cctgctttaa ggaacagthc tgtthctggag 4080
ctgctgttcc aacagacagg gcctagctth catttgacac acagactaca gccagaagcc 4140
catggagcag gtagtgcacg tcttgaagag cctattagat gthttacaaa ttaatttht 4200
cagattatth tagtctgtca tccagaaaat gtgtcagcat gcattagtht aagaaagcaa 4260
gccaatttgg aaacttagth tagtgacaaa atthgcccaga gthtgggggt gatgatgacc 4320
aagaattaca agtagaatgg cagctggaat ttaaggaggg acaagaatca atggataagc 4380
gtgggtggag gaagatccaa acagaaaagth gcaaagtht tccccatctt ccaagggtht 4440
aattctggag gaagaagaca cattcctagth tccccgtgaa thctctthga cthattgtcc 4500
ccactaaaac aaaacaaaa actthtaath ccttccacat taattagatt thcttgcaat 4560
ththttatgg cattthttta aagatgccc aagthttgaa gaagagtht ccaatgcaac 4620
aaaaatthta attaccgtht gthtaaaactg gthtagcaca atthtattht tccctctctt 4680
gcctthctta tthgcaataa aaggtattga gccattthtt aaatgacatt thtgataaat 4740
tatgthtgta ctagthtgat aaggagthtt ththaacctg thtatataat thtgagcag 4800
aagccaaatt ththgtatat taaagacca aatthcatgta cagcatgcat cacggatcaa 4860
tagactgtac ththtttcca ataaaattht caaacttht actgtthaa 4900

```

<210> SEQ ID NO 31

<211> LENGTH: 2210

<212> TYPE: DNA

<213> ORGANISM: Homo sapiens

<220> FEATURE:

<223> OTHER INFORMATION: BIN1 glucocorticoid receptor-responsive gene

<400> SEQUENCE: 31

```

cgccccctc cctcctcgcg gacctggcgg tgccccgcc cggagtgccc cthtaaaagg 60

```

-continued

```

cagcttatatg tccggagggg gcgggagggg ggcgcccacc gcggcctgag gcccgcccc 120
tccccctctcc ctccctctgt ccccgcgtcg ctcgctggct agctcgctgg ctcgctcgcc 180
cgteccggcgc acgctccgcc tccgtcagtt ggctccgctg tcgggtgcgc ggcgtggagc 240
ggcagccgggt ctggacgcgc gcccggggct gggggctggg agcgcggcgc gcaagatctc 300
cccgcgcgag agcggcccct gccaccgggc gaggcctgcg ccgcatggc agagatgggc 360
agtaaagggg tgacggcggg aaagatcgcc agcaacgtgc agaagaagct caccgcgcgc 420
caggagaagg ttctccagaa gctggggaag gcagatgaga ccaaggatga gcagtttgag 480
cagtcgctcc agaatttcaa caagcagctg acggagggca cccggctgca gaaggatctc 540
cggacctacc tggcctccgt caaagccatg cacgagcctt ccaagaagct gaatgagtg 600
ctgcaggagg tgtatgagcc cgattggccc ggcagggatg aggcacaaca gatcgagag 660
aacaacgacc tgctgtggat ggattaccac cagaagctgg tggaccaggc gctgctgacc 720
atggacacgt acctgggcca gttccccgac atcaagtca cgcattgcca gccggggcgc 780
aagctggtgg actacgacag tgcccggcac cactacgagt cccttcaaac tgccaaaaag 840
aaggatgaag ccaaaattgc caaggccgag gaggagctca tcaaagccca gaagggttt 900
gaggagatga atgtggatct gcaggaggag ctgccgtccc tgtggaacag ccgctaggt 960
ttctacgtca acacgttcca gagcatcgcg gccctggagg aaaacttcca caaggagatg 1020
agcaagctca accagaacct caatgatgtg ctggtcggcc tggagaagca acacgggagc 1080
aacaccttca cgttcaaggc ccagcccaga aagaaaagta aactgttttc gcggctgcgc 1140
agaaagaaga acagtgacaa cgcgcctgca aaaggaaca agagcccttc gcctccagat 1200
ggctccccctg ccgccacccc cgagatcaga gtcaaccacg agccagagcc gcccgcggg 1260
gccacgcccc gggccacct cccaagtcc ccctctcagc cagcagaggc ctcgagggtg 1320
gcgggtggga cccaacctgc ggctggagcc caggagccag gggagacggc ggcaagtga 1380
gcagcctcca gctctcttcc tgctgtcgtg gtggagacct tcccagcaac tgtgaatggc 1440
accgtggagg gcggcagtg ggccggggc tggaacctgc ccccaggttt catgttcaag 1500
gtacaggccc agcacgacta cacggccact gacacagacg agctgcagct caaggctggt 1560
gatgtggtgc tggatgctcc ctccagAAC cctgaagagc aggatgaagg ctggctcatg 1620
ggcgtgaagg agacgactg gaaccagcac aaggagctgg agaagtgcgc tggcgtcttc 1680
cccgagaact tcactgagag ggtcccatga cggcggggcc caggcagcct ccggcgtgt 1740
gaagaacacc tcctccgaa aaatgtgtgg ttctttttt tgttttgtt tcgtttttca 1800
tcttttgaag agcaaaagga aatcaagagg agaccccag gcagaggggc gttctccaa 1860
agattaggtc gttttccaaa gagcccgctc ccggcaagtc cggcgaatt caccagtgt 1920
cctgaagctg ctgtgtctc tagttgagtt tctggcggcc ctgcctgtgc ccgcatgtgt 1980
gcctggcccgc agggcggggc tgggggctgc cgagccacca tgcttgcctg aagcttcggc 2040
cgcgccccc gggcaagggt cctcttttcc tggcagctgc tgtgggtggg gccagacac 2100
cagcctagcc tggctctgcc ccgagacgg tctgtgtgct gtttgaatat aaatcttagt 2160
gttcaaaaca aaatgaaaca aaaaaaaaaat gataaaaaact ctcaaaaaa 2210

```

<210> SEQ ID NO 32

<211> LENGTH: 4664

<212> TYPE: DNA

<213> ORGANISM: Homo sapiens

<220> FEATURE:

<223> OTHER INFORMATION: WIPF1 glucocorticoid receptor-responsive gene

-continued

<400> SEQUENCE: 32

```

gcagcctccc ggcgctgagc gcttttctctg cccgcccggc tcagccctgc ggaccccggg    60
agaagtttcc cagaaaaaat gccagcgcgc gcgcggggct gcggagtcgt ccggagccgc    120
tgccgcgattt atcagcaaga ctggtgaacg cataactgcc caagatgctt gtcctccccc    180
ctccagcacc cccgcccgcc ccgacgtttg cactggccaa tacagagaag cctaccttga    240
ataagacaga gcaggctggg agaaatgctc tcctttctga tatcagcaaa gggaagaaac    300
taaagaagac ggtcaccaat gacagaagtg caccaatact ggacaaaacct aaaggagctg    360
gtgctggagg cgggtggtgt ggctttggtg gaggcggcgg atttggcggg ggagggtggtg    420
gcggaggcgg tggaagtttt ggagggggcg gacctccagg tctgggagga ttgttccagg    480
ctggaatgcc gaagctgaga tccacggcca acagggataa tgattctgga ggaagccgac    540
caccattgtt gccaccggga ggaagatcca catctgcgaa acccttttca cccccaagtg    600
gccaggggag gtttctctgt ccttctccag gccacagaag tggtocecca gagcctcaga    660
ggaaccgaat gccgcccoca aggcccgacg tgggctcaaa gcctgatagc attcctctc    720
cagtacctag tactccaaga cccattcaat caagtccgca caaccggggg tccccaccag    780
tgcccggagg cccagggcag cccagccccc ggcccactcc tcccctttc cctggaaacc    840
ggggcaactgc tttgggagga ggtcaatac gtcagtcctc cttgagctcc tctcgcct    900
tctccaaccg gcctcccctg ccgcctacc cagcagggc cttggatgac aaacccctc    960
caccacctcc tccagtgggc aacaggccct ccatccacag ggaagcgggt cccctcctc    1020
ctcctcagaa caacaagcct ccagtgcctt ccaactccgc gccttcggcc tctcagcag    1080
ccccacctcc gccgccacct cccagcagge ccgggcccgc tcctctgctt ccaagtcca    1140
gcggcaatga cgaaacceca agactccac agcggaatct gtccctcagt tcgtccacgc    1200
ccccgttacc ttcgccagga cgttcaggtc ctctctctcc cccgcccagt gagagacccc    1260
cacctccagt gagggaccgc ccagggcgat caggccccct cccaccacct cctccagtaa    1320
gcagaaacgg cagcacatct cgggcccctg ctgctacccc tcagttgcca tccaggagtg    1380
gagtagacag tcccaggagt ggaccaggc ctccccctcc tcctgatagg cccagtgtg    1440
gggcacctcc cccacctcca ccatcaacat ctattagaaa tggcttccaa gactctccat    1500
gtgaagatga gtgggaaagc agattctact tccatccgat ttccgatttg ccacctccag    1560
agccatatgt acaaacgacc aaaagttatc ccagcaaac ggcaagaaac gaaagccgga    1620
gtggatccaa ccgaagagaa aggggtgctc caccactccc tcccatccc aggtgatctt    1680
tgccctgctct tctctaccca agctcaagag ctgcttctgt tgctatctaa gaactgcata    1740
ccctcctccc tgcttcttcc cttgtgctc atgtatgggc aggaggaaag gtgggagggg    1800
gagtgggaat atcgcgtgtgt ggggtgggaat cggtaagaaa tgcacctagc tttcatatt    1860
gtgtttattc tccaggetat tgcttgcttc agctgcagcc tgctgtgct ggctgtggtg    1920
gtcgataggg ttttgctgta ataggcagag atgacttgca tcccagcttt ccaccaacca    1980
aattcaaaaca ttcactgctt atttgttaca gactgtaatt attaaagtcc ctgagagctg    2040
ttttctcccg ttctttttc gcatgcttgg cctcctctct gttctatga accacagacc    2100
acctaaagcaa gctgctgagt aagggtcac tggaaacttg cagtcacagg atgtccaatc    2160
tttggcagtc cgagcttggc tctaggacag agctgtccaa tagaaatata atgtgagccc    2220
catatacaat ttttacatct ctaatatatt ttaaacaagt gaagttaata tgcacccaaa    2280

```

-continued

atatttcaac ctgtaatcaa cataaaattt taatgagata ttttatatta ttttttgga	2340
ctgaatcttc aaaatccaga gtgtatttta cacttaccgc acatctccat tcagactagt	2400
cacattttta agtgctcagt agccacatgt ggctgggtggc tactggatta gacagcacga	2460
gtctggaaga tggaagctag tgcagaaacc tcttgtttaa aaaacaaaa aggcaagatg	2520
ggcttgagcg attcaagagg caactaaaa taaaattagg acccagcacc ttgtttgaca	2580
cacagtttga ccttcgattt tctccctta acttccctct tcccttaata tctgtataca	2640
agtgttgctt caaagtacca aggtcagaaa ttgattcagt acggtttact aaagtcatgt	2700
ggaataaagc cattggaac aaatggaaag cctgtcggga ctctcgggct cagaaccagc	2760
tggetcacgc actccacttg tcagctggac ttctgccttg tgaaatggaa gcagccttg	2820
ttcctttctg gctgagcaag ctctgaggc tgggagagac taggaaggct tggtaggagg	2880
ggaaaaaagt caggaaaaga tatcaaatca gaaacatgga agaagaaggg aaccgatttg	2940
agttgggtgg caaaactcta aaaatctaaa tctgatgctt atgtaagggt tgagcgaatt	3000
aggagatg ctagtggaaa ttggaggaa tttgttttgc atcatttgc taggatctat	3060
gcaaatatag ctccactaaa ggaccatagg gaagagccag ccttgccttt tcttatatga	3120
ttttgtttac aaaattttac tgggactttt aaatctagct atagagttgg gaaaaaat	3180
ttccacttag atattttaca tggttttgtt taaaattacc attactgtt tttaaaaac	3240
acatgaccac atagtatat gtatatctac ctaaaccattg tatcatggtt tcagtatgtt	3300
attcatgtat tactgggaga tgtaccaag aaaccaacc aaagaaaatt ctgaaaaata	3360
catttctatt tatagaataa atgtttcatt tatataaaag caaagaact tagagttcta	3420
ataaatggga tgtctaataa attatgaagt tactgatggt aatatattat atttttataa	3480
cttcttgcc aaagtctga tttagtacat tagagaacct gtgttctctc tctctctac	3540
cattcatctc tctccatc agtcatttgg gctttttact caaagagaat caagaaataa	3600
taaggtataa caagcttggc aaagtgttg ctttttaaaa aaaaattttt ttaatctcta	3660
gcagtttgg aatttagcag catcatttat ttgggattct tttatctgat tccaacagtg	3720
aaaaacatcc ctatgataaa gcctaagac ccatttcaca aaagatggaa ttgcccctc	3780
ctagaaaata tgacggagaa aagtctgact cagagaaagt gagtctgaat tttataagg	3840
gtagtaagaa ttggacaatt cctttgcata tctgaacttg gcaggtaccg ttctaactct	3900
gaaacagggt gatagctcaa agttgccatt catccagaat agattgtttt agaatgtagt	3960
gtttaagtga ctgtttcatt aatacaccta caccctttct ttgaaagttt gcaaccta	4020
tgcactctaaa actatgaata agttctgttg taaaatctta aactatggaa aattacaaaa	4080
atgaatttt cttccctgaa atcagagctt acatgtgtgt tttttataa cattttcaga	4140
taaatgtatt caacatgtaa tacagtattt taacattcac ctcttatttt atattgaaat	4200
gtattacagt attaaaactc agtggtcagt atttatttca ctatgcattt tatttagtaa	4260
aagccaggag aaatgtttaa tccaatggtg ccttactttg tgatttaaaa gaaatcaact	4320
ttttttatg tctaagtagt agattatttg catatttga taaaactgtta ggtctttata	4380
ttttaaagt taataccagt tttgttattt tagtagcaga aatgggatga ttgttaaagt	4440
tccccaaaa tgttggcatg aaattaattt tccctcctt atagtcaagg accgtagagg	4500
aagaaaaact ttttttcat accatgcact atgtaaacag acacattttg ctatctgtgt	4560
catcaggata gtgtaagtgg taggtagag actaccctag acatctgcat ctttgaagt	4620
tagccagaca ataagaaaa gcagaatgaa aaaaaaaaa aaaa	4664

-continued

```

<210> SEQ ID NO 33
<211> LENGTH: 1166
<212> TYPE: DNA
<213> ORGANISM: Homo sapiens
<220> FEATURE:
<223> OTHER INFORMATION: TPPI glucocorticoid receptor-responsive gene

<400> SEQUENCE: 33
attcccaact gccagtgatc tctgaagccg actctgaggc tccctctttg ctctaacaga    60
cagcagcgac tttaggctgg ataatagtca aattcttacc tcgctctttc actgctagta    120
agatcagatt gcgtttcttt cagttactct tcaatcgcca gtttcttgat ctgcttctaa    180
aagaagaagt agagaagata aatcctgtct tcaatcacctg gaaggaaaaa caaataaacc    240
tcaactccgt tttgaaaaaa acattccaag aactttcatc agagatttta cttagatgat    300
ttacacaatg aagaaagtac atgcactttg ggcttctgta tgctgctgct ttaatcttgc    360
ccctgccctc cttaatgctg attctgagga agatgaagaa cacacaatta tcacagatac    420
ggagttgcc  ccaactgaaac ttatgcatc  attttgtgca tccaaggcgg atgatggccc    480
atgtaaagca atcatgaaaa gatttttctt caatatttc  actcgacagt gcaagaatt    540
tatatatggg ggatgtgaag gaaatcagaa tcgatttgaa agtctggaag agtgcaaaaa    600
aatgtgtaca agagataatg caaacaggat tataaagaca acattgcaac aagaaaagcc    660
agatttctgc tttttggaag aagatcctgg aatatgtcga ggttatatta ccaggtattt    720
ttataacaat cagacaaaac agtgtgaacg tttcaagtat ggtggatgcc tgggcaatat    780
gaacaathtt gagacactgg aagaatgcaa gaacatttgt gaagatggtc cgaatggttt    840
ccagtgatg  aattatggaa cccagctcaa tgctgtgaat aactccctga ctccgcaatc    900
aaccaaggtt cccagccttt ttgttacaaa agaaggaaca aatgatggtt ggaagaatgc    960
ggctcatatt taccaagtct ttctgaacgc cttctgcatt catgcatcca tgttctttct   1020
aggattggat agcatttcat gcctatgta atatttgtgc ttttggcatt tccttaatat   1080
ttatatgtat acgtgatgcc tttgatagca tactgcta  aaagttttaa tatttacatg   1140
catagtaaaa aaaaaaaaaa aaaaaa                                1166

```

```

<210> SEQ ID NO 34
<211> LENGTH: 8449
<212> TYPE: DNA
<213> ORGANISM: Homo sapiens
<220> FEATURE:
<223> OTHER INFORMATION: FN1 glucocorticoid receptor-responsive gene

<400> SEQUENCE: 34
gccccgcgcg gctgtgctgc acagggggag gagagggaac cccaggcgcg agcgggaaga    60
ggggacctgc agccacaact tctctggtcc tctgcatccc ttctgtccct ccacctgccc   120
ccttccccac cctctggccc ccaccttctt ggaggcgaca acccccggga ggcattagaa   180
gggatttttc cgcaggttg  cgaagggaa  caaacttggg ggcaacttgc ctcccgtgct   240
gggctctct  cccccacct  ctcaacatgc ttaggggtcc ggggcccggg ctgctgctgc   300
tgccctgcca gtgctgggg  acagcgggtgc cctccacggg agcctcgaag agcaagaggg   360
aggctcagca aatggttcag ccccagtccc cggtggtgtg cagtcaaagc aagcccgggt   420
gttatgacaa tggaaaacac tatcagataa atcaacagtg ggagcggacc tacctaggca   480
atgcttgggt ttgtacttgt tatggaggaa gccgaggttt taactgcgag agtaaacctg   540

```

-continued

aagctgaaga gacttgcttt gacaagtaca ctgggaacac ttaccgagtg ggtgacactt	600
atgagcgtcc taaagactcc atgatctggg actgtacctg catcggggct gggcgagggg	660
gaataagctg taccatcgca aaccgctgcc atgaaggggg tcagtcctac aagattggtg	720
acacctggag gagaccacat gagactggtg gttacatggt agagtgtgtg tgtcttggtg	780
atggaaaagg agaatggacc tgcaagccca tagctgagaa gtgttttgat catgctgctg	840
ggacttccta tgtggtcgga gaaacgtggg agaagcccta ccaaggctgg atgatggtag	900
attgtacttg cctgggagaa ggcagcggac gcatcacttg cacttctaga aatagatgca	960
acgatcagga cacaaggaca tcctatagaa ttggagacac ctggagcaag aaggataatc	1020
gaggaaacct gctccagtgc atctgcacag gcaacggccg aggagagtgg aagtgtgaga	1080
ggcacacctc tgtgcagacc acatcgagcg gatctggccc cttcaccgat gttcgtgcag	1140
ctgtttacca acccgagcct caccgccagc ctccctcccta tggccactgt gtcacagaca	1200
gtggtgtggt ctactctgtg gggatgcagt ggctgaagac acaagggaaat aagcaaatgc	1260
tttgcacgtg cctgggcaac ggagtcagct gccaaagagac agctgtaacc cagacttacg	1320
gtggcaactc aaatggagag ccatgtgtct taccattcac ctacaatggc aggacgttct	1380
actcctgcac cacagaaggg cgacaggagc gacatctttg gtgcagcaca acttcgaatt	1440
atgagcagga ccagaaatac tctttctgca cagaccacac tgttttggtt cagactcgag	1500
gaggaaatc caatggtgcc ttgtgccact tccccttctc atacaacaac cacaattaca	1560
ctgattgcac ttctgagggc agaagagaca acatgaagtg gtgtgggacc acacagaact	1620
atgatgccga ccagaagttt gggttctgcc ccatggctgc ccacgaggaa atctgcacaa	1680
ccaatgaagg ggtcatgtac cgcattggag atcagtgga taagcagcat gacatgggtc	1740
acatgatgag gtgcacgtgt gttgggaatg gtcgtgggga atggacatgc attgcctact	1800
cgcagcttcg agatcagtc attggtgatg acatcactta caatgtgaac gacacattcc	1860
acaagcgtca tgaagagggg cacatgctga actgtacatg cttcggtcag ggtcggggca	1920
ggtggaagtg tgatcccgtc gaccaatgcc aggattcaga gactgggacg ttttatcaaa	1980
ttggagatc atgggagaag tatgtgcatt gtgtcagata ccagtgtac tgctatggcc	2040
gtggcattgg ggagtggcat tgccaacctt tacagaccta tccaagetca agtggctctg	2100
tcgaagtatt tatcactgag actccgagtc agcccaactc ccaccccatc cagtggaatg	2160
caccacagcc atctcacatt tccaagtaca ttctcaggtg gagacctaaa aattctgtag	2220
gccgttgaa ggaagctacc ataccaggcc acttaaaactc ctacaccatc aaaggcctga	2280
agcctggtgt ggtatacgag ggcagctca tcagcatcca gcagtacggc caccaagaag	2340
tgactcgctt tgacttcacc accaccagca ccagcacacc tgtgaccagc aacaccgtga	2400
caggagagac gactcccttt tctcctcttg tggccacttc tgaatctgtg accgaaatca	2460
cagccagtag ctttgtggtc tctcgggtct cagcttccga caccgtgtcg ggattccggg	2520
tggaatatga gctgagtgag gagggagatg agccacagta cctggatctt ccaagcacag	2580
ccacttctgt gaacatccct gacctgctc ctggccgaaa atacattgta aatgtctatc	2640
agatatctga ggatggggag cagagtttga tctgtctac ttcacaaaca acagcgctg	2700
atgcccctcc tgacccgact gtggaccaag ttgatgacac ctcaattggt gttcgtgga	2760
gcagacccca ggtcccctc acaggggtaca gaatagtcta ttcgccatca gtagaaggta	2820
gcagcacaga actcaacctt cctgaaactg caaactccgt caccctcagt gacttgcaac	2880
ctggtgttca gtataacatc actatctatg ctgtggaaga aatcaagaa agtacactg	2940

-continued

ttgtcattca	acaagaaacc	actggcacc	cacgctcaga	tacagtgcc	tetcccagg	3000
acctgcagtt	tgtggaagt	acagacgtga	aggtcaccat	catgtggaca	ccgcctgaga	3060
gtgcagtgac	cggctaccgt	gtggatgtga	tccccgtcaa	cctgcctggc	gagcacgggc	3120
agaggctgcc	catcagcagg	aacacctttg	cagaagtca	cgggctgtcc	cctgggggtca	3180
cctattactt	caaagtcttt	gcagtgagcc	atgggagggg	gagcaagcct	ctgactgctc	3240
aacagacaac	caaactggat	gctcccacta	acctccagtt	tgtaaatgaa	actgattcta	3300
ctgtcctggt	gagatggact	ccacctcggg	cccagataac	aggataccga	ctgacctggg	3360
gccttaccog	aagaggacag	cccaggcagt	acaatgtggg	tcctctgtc	tccaagtacc	3420
cactgaggaa	tctgcagcct	gcactctgagt	acaccgtatc	cctcgtggcc	ataaagggca	3480
accaagagag	ccccaaagcc	actggagtct	ttaccacact	gcagcctggg	agctctattc	3540
caccttacia	caccgaggtg	actgagacca	ccattgtgat	cacatggacg	cctgctccaa	3600
gaattggttt	taagtgggt	gtacgaccaa	gccagggagg	agaggacca	cgagaagtga	3660
cttcagactc	aggaagcctc	gttggtctcc	gcttgactcc	aggagtagaa	tacgtctaca	3720
ccatccaagt	cctgagagat	ggacaggaaa	gagatgcgcc	aattgtaaac	aaagtgggta	3780
caccattgtc	tccaccaaca	aacttgctc	tggaggcaaa	ccctgacact	ggagtgtca	3840
cagtctcctg	ggagaggagc	accaccccag	acattactgg	ttatagaatt	accacaacc	3900
ctacaaacgg	ccagcaggga	aattctttgg	aagaagtgg	ccatgctgat	cagagctcct	3960
gcacttttga	taacttgagt	cccggcctgg	agtacaatgt	cagtgtttac	actgtcaagg	4020
atgacaagga	aagtgtccct	atctctgata	ccatcatccc	agctgttctc	cctcccactg	4080
acctgcgatt	caccaacatt	ggtccagaca	ccatgcgtgt	cacctgggct	ccaccccat	4140
ccattgattt	aaccaacttc	ctgggtcgtt	actcacctgt	gaaaaatgag	gaagatgtt	4200
cagagtgtgc	aatttctctc	tcagacaatg	cagtggctct	aacaaatctc	ctgcctggta	4260
cagaatatgt	agtgagtgtc	tccagtgtct	acgaacaaca	tgagagcaca	cctcttagag	4320
gaagacagaa	aacaggtcct	gattccccaa	ctggcattga	cttttctgat	attactgcc	4380
actcttttac	tgtgcactgg	attgctctc	gagccaccat	cactggctac	aggatccgcc	4440
atcatcccga	gcacttcagt	gggagacctc	gagaagatcg	ggtgcccac	tctcggaatt	4500
ccatcacect	caccaacctc	actccaggca	cagagtatgt	ggtcagcctc	ggtgctctta	4560
atggcagaga	ggaaagtccc	ttattgattg	gccacaatc	aacagtttct	gatgttccga	4620
gggacctgga	agttgttget	gcgaccccc	ccagcctact	gatcagctgg	gatgctctg	4680
ctgtcacagt	gagatattac	aggatcactt	acggagagac	aggaggaat	agccctgtcc	4740
aggagtccac	tgtgcctggg	agcaagtcta	cagctaccat	cagcggcctt	aaacctggag	4800
ttgattatac	catcactgtg	tatgctgtca	ctggccgtgg	agacagcccc	gcaagcagca	4860
agccaatttc	cattaattac	cgaacagaaa	ttgacaaacc	atcccagatg	caagtgaccg	4920
atgttcagga	caacagcatt	agtgtcaagt	ggctgccttc	aagttcccct	gttactgggt	4980
acagagtaac	caccactccc	aaaaatggac	caggaccaac	aaaaactaaa	actgcaggtc	5040
cagatcaaac	agaaatgact	attgaaggct	tgacagccac	agtgaggtat	gtggttagt	5100
tctatgctca	gaatccaagc	ggagagagtc	agcctctggt	tcagactgca	gtaaccaaca	5160
ttgatcgccc	taaaggactg	gcattcactg	atgtggatgt	cgattccatc	aaaattgctt	5220
gggaaagccc	acaggggcaa	gtttccaggt	acaggtgac	ctactcgagc	cctgaggatg	5280

-continued

gaatccatga gctattccct gcacctgatg gtgaagaaga cactgcagag ctgcaaggcc	5340
tcagaccggg ttctgagtac acagtcagtg tggttgcctt gcacgatgat atggagagcc	5400
agcccctgat tggaaaccag tccacagcta ttctgcacc aactgacctg aagttcactc	5460
aggtcacacc cacaagcctg agcgcaccagt ggacaccacc caatgttcag ctccactggat	5520
atcgagtgcg ggtgaccccc aaggagaaga ccggaccaat gaaagaaatc aaccttgctc	5580
ctgacagctc atccgtggtt gtatcaggac ttatggtggc caccaaatat gaagtgagt	5640
tctatgctct taaggacact ttgacaagca gaccagctca gggagttgtc accactctgg	5700
agaatgtcag cccaccaaga agggctcgtg tgacagatgc tactgagacc accatcacca	5760
ttagctggag aaccaagact gagacgatca ctggcttcca agttgatgac gttccagcca	5820
atggccagac tccaatccag agaaccatca agccagatgt cagaagctac accatcacag	5880
gtttacaacc aggcaactgac tacaagatct acctgtacac cttgaatgac aatgctcggg	5940
gctcccctgt ggtcatcgac gctccactg ccattgatgc accatccaac ctgctgttcc	6000
tggccaccac acccaattcc ttgctggat catggcagcc gccacgtgcc aggattaccg	6060
gctacatcat caagtatgag aagcctgggt ctccctcccag agaagtggtc cctcgcccc	6120
gccctggtgt cacagaggt actattactg gcttggaaac gggaaaccgaa tatacaattt	6180
atgtcattgc cctgaagaat aatcagaaga gcgagcccct gattggaagg aaaaagacag	6240
acgagcttcc ccaactggta acccttccac accccaatct tcatggacca gagatcttgg	6300
atgttccttc cacagttaaa aagaccctt tegtcaacca ccctgggtat gacactggaa	6360
atggtattca gcttcctggc acttctggtc agcaaccag tgttgggcaa caaatgatct	6420
ttgaggaaca tggttttagg cggaccacac cgcccacaac ggccaccccc ataaggcata	6480
ggccaagacc ataccgcgcg aatgtaggac aagaagctct ctctcagaca accatctcat	6540
gggccccatt ccaggacact tctgagtaca tcatttcatg tcatcctgtt ggcactgatg	6600
aagaaccctt acagttcagg gttcctggaa cttctaccag tgccactctg acaggctca	6660
ccagagggtc cacctacaac atcatagtgg aggcactgaa agaccagcag aggcataagg	6720
ttcgggaaga ggttgttacc gtgggcaact ctgtcaacga aggcttgaac caacctacgg	6780
atgactcgtg ctttgacccc tacacagttt cccattatgc cgttggagat gagtgggaa	6840
gaatgtctga atcaggtttt aaactgttgt gccagtgctt aggctttgga agtggtcatt	6900
tcagatgtga ttcacttaga tggtgccatg acaatggtgt gaactacaag attggagaga	6960
agtgggaccg tcagggagaa aatggccaga tgatgagctg cacatgtctt gggaaacggaa	7020
aaggagaatt caagtgtgac cctcatgagg caactgttta tgatgatggg aagacatacc	7080
acgtaggaga acagtggcag aaggaatatc tcggtgccat ttgctcctgc acatgctttg	7140
gaggccagcg gggctggcgc tgtgacaact gccgcagacc tgggggtgaa cccagtcccc	7200
aaggcactac tggccagtc tacaaccagt attctcagag ataccatcag agaacaaca	7260
ctaagttaa ttgccaatt gagtgcttca tgcccttaga tgtacaggct gacagagaag	7320
attcccgaga gtaaatcatc tttccaatcc agaggaacaa gcatgtctct ctgccaagat	7380
ccatctaaac tggagtgatg ttagcagacc cagcttagag ttcttcttcc tttcttaagc	7440
cctttgctct ggaggaagtt ctccagcttc agctcaactc acagcttctc caagcatcac	7500
cctgggagtt tcctgaggtt tttctcataa atgaggctg cacattgctt gttctgcttc	7560
gaagtattca ataccgctca gtattttaa tgaagtgatt ctaagatttg gtttgggatc	7620
aataggaaaag catatgcagc caaccaagat gcaaatgttt tgaatgata tgacaaaat	7680

-continued

```

ttaaagtagg aaagtcaccc aaacacttct gctttcactt aagtgtctgg cccgcaatac 7740
tgtaggaaca agcatgatct tgttactgtg atattttaa tatccacagt actcactttt 7800
tccaaatgat cctagtaatt gcctagaaat atctttctct tacctgttat ttatcaattt 7860
ttcccagtat ttttatacgg aaaaaattgt attgaaaaca cttagtatgc agttgataag 7920
aggaatttgg tataaattatg gtgggtgatt atttttata ctgtatgtgc caaagcttta 7980
ctactgtgga aagacaactg ttttaataaa agatttacet tccacaactt gaagttcatc 8040
tatttgatat aagacacott cgggggaaat aattcctgtg aatattcttt ttcaattcag 8100
caaacatttg aaaatctatg atgtgcaagt ctaattgttg atttcagtac aagattttct 8160
aatcagttg ctacaaaaac tgattggttt ttgtcacttc atctcttcac taatggagat 8220
agctttacac tttctgcttt aatagattta agtggacccc aatatttatt aaaattgcta 8280
gtttaccgtt cagaagtata atagaaataa tctttagttg ctcttttcta accattgtaa 8340
ttcttccctt ctccctcca ccttctcttc attgaataaa cctctgttca aagagattgc 8400
ctgcaaggga aataaaaatg actaagatat taaaaaaaa aaaaaaaaaa 8449

```

<210> SEQ ID NO 35

<211> LENGTH: 4625

<212> TYPE: DNA

<213> ORGANISM: Homo sapiens

<220> FEATURE:

<223> OTHER INFORMATION: FAM134A glucocorticoid receptor-responsive gene

<400> SEQUENCE: 35

```

agegctccgc agtcacgtga cgetcgtccg caacctctgc tgtcctccgc ggcgccccct 60
tccgcctgac gcgcccccg cggcgccgc gcagccctgg ctctcgcgg gctcgggccc 120
cggctcgggc ggggctatgg cgagcggcgg tggcgggggt aacctggcg cgggtggggg 180
gcccgggatg ggcctgagcc tgggcctggg tctgggtctg agcctaggca tgagtgagcc 240
caccagtgag gcagaggagg aggcggccac ggccgaggcg gtgggacgcc tggccaagac 300
gctgtggctg cggctccgcg gctgggagcc ggtgctggcg gcggcgcagc ggttgetggt 360
gtgggagaag ccgctgcaca gctcgttcac ggcggccgcg ctcaacggcc tcttctggtt 420
gctgtcttcc tcgtccctcc ggccttctt cctactcagc gtctcacttt tggcctattt 480
tctgtcggat ctctggcagc ctgcctttct cctgacggtt tcagcatcat ccccagagga 540
gccacactct gacagtgagg gtgcgggggc aggcgcccg cgcacactgc tgagtgtgcc 600
cgagttgtgc agatacctgg ctgagagctg gctcaccttc cagattcacc tgcaggagct 660
gctgcagtac aagaggcaga atccagctca gttctgcgct cgagctctgct ctggctgtgc 720
tgtgttggtg gtgttgggac actatgttcc agggattatg atttctaca ttgtcttgtt 780
gagtatcctg ctgtggcccc tgggtggtta tcatgagctg atccagagga tgtacactcg 840
cctggagccc ctgctcatgc agctggacta cagcatgaag gcagaagcca atgccctgca 900
tcacaaacac gacaagagga agcgtcaggg gaagaatgca cccccaggag gtgatgagcc 960
actggcagag acagagagtg aaagcgaggc agagctggct ggcttctccc cagtgggtga 1020
tgtgaagaaa acagcatttg ccttggccat tacagactca gagctgtcag atgaggaggc 1080
ttctatcttg gagagtggtg gcttctccgt atccccggcc acaactccgc agctgactga 1140
tgtctccgag gatttggacc agcagagcct gccaaagtga ccagaggaga ccctaagccc 1200
ggacctaggg gagggagagg agggagagct ggccccctcc gaagacctac taggcctgcc 1260

```

-continued

tcaagctctg tcaaggcaag ccttgactc ggaggaagag gaagaggatg tggcagctaa	1320
ggaaaccttg ttgcggtctc catccccct ccactttgtg aacacgcact tcaatggggc	1380
agggcccccc ccagatggag tgaatgctc ccttgaggga ccagtggaga cactgagccc	1440
cgagacagtg agtggtgggc tcaactgctc gcccgacc ctgtcacctc cactttgctt	1500
tgttggaaagt gacccagccc cctcccctc cattctccca cctgttcccc aggactcacc	1560
ccagccccctg cctgccccctg aggaagaaga ggcaactcacc actgaggact ttgagttgct	1620
ggatcagggg gagctggagc agctgaatgc agagctgggc ttggagccag agacaccgcc	1680
aaaacccccct gatgctccac ccttggggcc cgacatccat tctctggtag agtcagacca	1740
agaagctcag gccgtggcag agccatgagc cagccgttga ggaaggagct gcaggcacag	1800
tagggcttcc tggctaggag tgttgctgtt tcctcctttg cctaccactc tggggtgggg	1860
cagtgtgtgg ggaagctggc tgtcggatgg tagctattcc accctctgcc tgectgectg	1920
cctgctgtcc tgggcatggt gcagtaactg tgcctaggat tggttttaaa tttgtaaata	1980
atthtccatt tgggttagtg gatgtgaaca gggctagggg agtccctccc acagcctgcg	2040
cttgctccc tgcctcatct ctattctcat tccactatgc cccaagccct ggtggtctgg	2100
ccctttcttt ttctctcat cctcagggac ctgtgctgct ctgcccctat gtcccacttg	2160
gttgttagt tgaggcaact tataattht ctctgtctt gtgttcttt ctgctttatt	2220
tcctgctgt gtctgtctt tagcagctca accccatcct ttgccagctc ctctatccc	2280
gtgggcaactg gccaaacttt agggaggtc ctggtctggg aagtaaagag taaacctggg	2340
gcagtgggtc aggccagtag ttacactctt aggtcactgt agtctgtgta accttcaactg	2400
catccttccc ccattcagcc cggcctttca tgatgcagga gagcaggat cccgcagtag	2460
atggcgccag cactggagtt ggtgagcatg tgcctctctt tgagattagg agettccotta	2520
ctgctcctct ggggatcca agttagtggt gacccccctac tagggctcagg aagtggacac	2580
taacatctgt gcagggttg acttgaaaaa taaagtgttg attggctaga actgctgcct	2640
ccctgactgt gagctgcctt ccacacccctg cactgcaactg tgttctctcc tcacccttaa	2700
cctgcttcac tccagtctgt tctggctgtt tattacctg ttgcaaaaca gggccgaagc	2760
aaggattacc ttgacaaccc tagcttctcc ttagccatct tccttgacag tgtgatctgt	2820
ttagtggat tttagctgtg tgaataaagt atatgcagga ggaaattgct ttgtcttccc	2880
aatcggtaga aattcgggac cataaaaatt gtgttttacc atgtggccta caacctaac	2940
actgctttct taagaagtct tcacccatct acatgctaac aactcactca gcctggattt	3000
atctttactg gggaaagccaa acaagcaata gaggacctt accctgtgta gaaatgagtt	3060
ggagccaagg aacctgaag aaatagtatc ttaacagtta ctgagtccat tgtatgtgct	3120
tggctctgct ctgagtgatt tatatgtatt aagatthtct ctcacaggtc agatataac	3180
tgttactaac ttcattttat agacagggtta agcttctga agggccacagg tcccagtaaa	3240
ttgtggagcc agaaccctaaa cccaagaagt tttggcttca gcaaatgcat cagacagccc	3300
ctgtccatta atagggcaca ggtaggaaga tgcacaagga tgtgggaact atagagaacc	3360
aatctgatgc cttggcttaa caaagagtgg acatggcaag ccttctctt tggggaagaa	3420
aagcccagaa ctgagcagat ggcctccttt atgagttcat gtcctccgcc ttcagctgga	3480
ggtaccatat ggcgatgcta cctgtcttcc tgcctggaggt accataggt aatgctgctt	3540
ggctgtctgc tggaggtacc atatggtaat gctgcctgctc tttctgaggt tgacttttat	3600
gcatgtctt tcctaagtgt gtaagaattt ttctgtttgc ttcacatttg actgagaatc	3660

-continued

```

attctagggt ttgattgagc cectgtctg tgccactaaa ggaactcgaa cttttcatca 3720
cttagagatt tcagagggga atggaaaaac agttctaate aataagcaag caattcaaga 3780
aaaatagaat taatcaggca atgactgcaa catgtcctat ctttaacta ttttcttatt 3840
aagcttgac attgacaata gaaccagaag cttgtagctg gatcaaaata ttctccatag 3900
gcctggagtt tcatgagggt ctattctttt gttgtgtgtg ttttggtttt ttgttttttg 3960
tgggtttttt tttttttttt tttgagacgg agtcttggtc tggtgcccag gctggagtg 4020
aatggtgcag tcttggttca ctgcaacctc tgcctcccag gttcaaaaaa ttctcctgcc 4080
tcagccgtcc aagtagctgg gattacaggt gcatgccacg atgcctggct attttttgta 4140
tttttagtag aggtgggggt tcaccatggt gccaggctg gtctogaact cctgacctca 4200
ggtgattcac ccacctggc cteccaaagt gctgggatta cagggtgtgag ccacggcgcc 4260
cagcctcatg agggctctatt ctttacattc accatggtct gatggttgc acatgtttgt 4320
ctatgatttt tttttctat tatcagggtg cttggccggt tcatgcccga cgatgaaagg 4380
gccagaggtt tccatagtag taaaagaaaa aagcagaaat gtgaaacct caattaggct 4440
aaacaaaaat caactggaaa agtacaggct gaggggagaa gagttggcta catgtttatg 4500
ttaggggagg agggagtaca ttttagctat gtattcaaac agctaagtg ttaatgttg 4560
tgcttataaa ctttaattta ggctgcatta ataaaagtgt agtctccaaa acaaaaaaaaa 4620
aaaaa 4625

```

<210> SEQ ID NO 36

<211> LENGTH: 7556

<212> TYPE: DNA

<213> ORGANISM: Homo sapiens

<220> FEATURE:

<223> OTHER INFORMATION: NR1P1 glucocorticoid receptor-responsive gene

<400> SEQUENCE: 36

```

gcaggcgct tcgcgaccg agcctgacgg agccggaggc tgggagccgc ggcggcctgg 60
ggaagtgttt ggattgtgag ctatttcaga actgtttcca ggactcatta ttttaacatt 120
tgggagaaac acagccagaa gatgcacact tgactgaagg aggacagga atctgaagac 180
tccgatgac atcagageta cttttcaaca gccttctcaa ttttcttct cagaaagcag 240
aggctcagag cttggagaca gacgaacct gatatttgca tttaatggg aacaaaagat 300
gaagaaggaa aaggaatata ttcactaagg attctatctg cttactgcta cagacctatg 360
tgtaaggaa ttcttctcct cctccttgcg tagaagttga tcagcactgt ggtoagactg 420
catttatctt gtcattgcca gaagaaatct tggacagaat gtaacagtac gtctctctct 480
gattgcatg gaaggatgata aactgatact cttttattaa agttacatcg cactcaccac 540
agaaaacct tctttaaagt gaatagaaac caagcccttg tgaacacttc tattgaacat 600
gactcatgga gaagagcttg gctctgatgt gcaccaggat tctattgttt taacttacct 660
agaaggatta ctaatgcatc aggcagcagg gggatcagg actgcccgtt acaaaaagtc 720
tgctgggcat aatgaagagg atcagaactt taacatttct ggcagtgcac ttcccacctg 780
tcaaagtaat ggtccagttc tcaatacaca tacatctcag gggcttgcca tgctgcacct 840
caaaaaagcc agactgttgc agtcttctga ggactggaat gcagcaaac ggaagaggct 900
gtctgattct atcatgaatt taaacgtaaa gaaggaagct ttgctagctg gcatggttga 960
cagtgctcct aaaggcaaac aggatagcac attactggcc tctttgcttc agtcattcag 1020

```

-continued

ctctaggctg	cagactgttg	ctctgtcaca	acaaatcagg	cagagcctca	aggagcaagg	1080
atatgccctc	agtcattgatt	ctttaaaagt	ggagaaggat	ttaaggtgct	atgggtgtgc	1140
atcaagtcac	ttaaaaactt	tgttgaagaa	aagtaaagtt	aaagatcaaa	agcctgatac	1200
gaatcttcct	gatgtgacta	aaaacctcat	cagagatagg	tttgcagagt	ctcctcatca	1260
tgttggacaa	agtggaacaa	aggtcattgag	tgaaccgttg	tcatgtgctg	caagattaca	1320
ggctgttgca	agcatggtgg	aaaaaagggc	tagtctgcc	acctcaccta	aacctagtgt	1380
tgcttgtagc	cagttagcat	tacttctgtc	aagcgaagcc	catttgcagc	agtattctcg	1440
agaacacgct	ttaaaaacgc	aaaatgcaaa	tcaagcagca	agtgaaagac	ttgctgctat	1500
ggccagattg	caagaaaatg	gccagaagga	tgttggcagt	taccagctcc	caaaaggaat	1560
gtcaagccat	cttaatggtc	aggcaagaac	atcatcaagc	aaactgatgg	ctagcaaaaag	1620
tagtgctaca	gtgtttcaaa	atccaatggg	tatcattcct	tcttccccta	aaaatgcagg	1680
ttataagaac	tactggaaa	gaaacaatat	aaaacaagct	gctaacaata	gtttgctttt	1740
acatcttctt	aaaagccaga	ctatacctaa	gccaatgaat	ggacacagtc	acagtgagag	1800
aggaagcatt	tttgaggaaa	gtagtacacc	tacaactatt	gatgaatatt	cagataacaa	1860
tcctagtttt	acagatgaca	gcagtggtga	tgaaagttct	tattccaact	gtgttcccat	1920
agacttgctt	tgcaaacacc	gaactgaaaa	atcagaatct	gaccaacctg	ttccctgga	1980
taacttcact	caatccttgc	taaacacttg	ggatccaaaa	gtcccagatg	tagatatcaa	2040
agaagatcaa	gatacctcaa	agaattctaa	gctaaactca	caccagaaaag	taacacttct	2100
tcaattgcta	cttgccata	agaatgaaga	aatgtagaa	aaaaacacca	gccctcaggg	2160
agtacacaat	gatgtgagca	agttcaatac	acaaaattat	gcaaggactt	ctgtgataga	2220
aagccccagt	acaaatcgga	ctactccagt	gagcactcca	cctttactta	catcaagcaa	2280
agcaggtctt	cccatcaatc	tctctcaaca	ctctctggtc	atcaaatgga	attcccacc	2340
atatgtctgc	agtactcagt	ctgaaaagct	aacaaact	gcatctaacc	actcaatgga	2400
ccttcaaaa	agcaagacc	caccaggaga	gaaaccagcc	caaatgaag	gtgcacagaa	2460
ctctgcaacg	tttagtgcca	gtaagctggt	acaaaattta	gcacaatgtg	gaatgcagtc	2520
atccatgtca	gtggaagagc	agagaccag	caaacagctg	ttaactggaa	acacagataa	2580
accgataggt	atgattgata	gattaaatag	ccctttgctc	tcaataaaaa	caaatgcagt	2640
tgaagaaaat	aaagcattta	gtagtcaacc	aacaggtcct	gaaccagggc	tttctggttc	2700
tgaaatagaa	aatctgcttg	aaagacgtac	tgtcctccag	ttgctcctgg	ggaaccccaa	2760
caaaggggaag	agtgaaaaaa	aagagaaaac	tcccttaaga	gatgaaagta	ctcaggaaca	2820
ctcagagaga	gctttaagtg	aacaaatact	gatggtgaaa	ataaaatctg	agccttgatga	2880
tgacttacaa	attcctaaca	caaatgtgca	cttgagccat	gatgctaaga	gtgccccatt	2940
cttgggtatg	gctcctgctg	tgcagagaag	cgcacctgcc	ttaccagtg	ccgaagactt	3000
taaatcggag	cctgtttcac	ctcaggattt	ttctttctcc	aagaatggtc	tgctaagtctg	3060
attgctaaga	caaaatcaag	atagttacct	ggcagatgat	tcagacagga	gtcacagaaa	3120
taatgaaatg	gcacttctag	aatcaagaa	tctttgcatg	gtccctaaga	aaaggaagct	3180
ttatactgag	ccattagaaa	atccatttaa	aaagatgaaa	aacaacattg	ttgatgctgc	3240
aaacaatcac	agtccccag	aagtactgta	tgggtccttg	cttaaccagg	aagagctgaa	3300
athtagcaga	aatgatcttg	aatttaata	tctgctgg	catggctcag	ccagcgaaaag	3360
tgaacacag	agttgggcca	gagagagcaa	aagctttaat	gttctgaaac	agctgcttct	3420

-continued

ctcagaaaac	tgtgtgcgag	atttgtcccc	gcacagaagt	aactctgtgg	ctgacagtaa	3480
aaagaaagga	cacaaaaata	atgtgaccaa	cagcaaacct	gaatttagca	tttcttcttt	3540
aaatggactg	atgtacagtt	ccactcagcc	cagcagttgc	atggataaca	ggacattttc	3600
ataccaggt	gtagtaaaaa	ctcctgtgag	tctactttc	cctgagcact	tgggctgtgc	3660
agggctctaga	ccagaatctg	ggcttttgaa	tgggtgttcc	atgcccagtg	agaaaggacc	3720
cattaagtgg	gttatcactg	atgctggagaa	gaatgagtat	gaaaaagact	ctccaagatt	3780
gacaaaaacc	aacccaatac	tatattacat	gcttcaaaaa	ggaggcaatt	ctgttaccag	3840
tcgagaaaca	caagacaagg	acatttgag	ggaggcttca	tctgctgaaa	gtgtctcaca	3900
ggtcacagcc	aaagaagagt	tacttcctac	tcagaaaaacg	aaagcttctt	tctttaattt	3960
aagaagccct	tacaatagcc	atatgggaaa	taatgcttct	cgccccacaca	gcgcaaatgg	4020
agaagtttat	ggacttctgg	gaagcgtgct	aacgataaag	aaagaatcag	aataaaatgt	4080
acctgccatc	cagttttgga	tctttttaa	actaatgagt	atgaactga	gatctgtata	4140
aataagagca	tgatttgaaa	aaaagcatgg	tataattgaa	acttttttca	ttttgaaaag	4200
tattggttac	tgggtgatgtt	gaaatatgca	tactaatttt	tgcttaacat	tagatgtcat	4260
gaggaaaacta	ctgaactagc	aattgggtgt	ttaacacttc	tgtatgcatc	agataacaac	4320
tgtgagttagc	ctatgaatga	aattctttta	taaattattag	gcataaatta	aaatgtaaaa	4380
ctccattcat	agtggattaa	tgcattttgc	tgcttttatt	agggtaacttt	attttgcttt	4440
tcagaagtca	gcctacataa	cacattttta	aagtctaaac	tgtaaaacaa	ctctttaaag	4500
gataattatc	caataaaaaa	aaacctagtg	ctgattcaca	gcttattatc	caattcaaaa	4560
ataaattaga	aaaatatatg	cttacatttt	tcacttttgc	taaaaagaaa	aaaaaaaggt	4620
gtttattttt	aactcttggga	agaggttttg	tggttcccaa	tgtgtctgtc	ccaccctgat	4680
ccttttcaat	atataattct	ttaaacccttg	tgctacttag	taaaaattga	ttacaattga	4740
gggaagtttg	atagatcctt	taaaaaaaag	gcagatttcc	attttttgta	ttttaactac	4800
tttactaaat	taatactcct	ccttttacag	aattagaaaa	gttaacattt	atctttaggt	4860
ggtttctga	aaagtgaat	atthaagaaa	ttgtttttaa	cagaagcaaa	atggcttttc	4920
tttgacagt	tttaccatc	tcttgtaaaa	gttaattctc	accattcctg	tggtaacctg	4980
gagtgttatg	accaggatc	cttaaacctg	aactcagacc	acttgcatc	gaaccatctg	5040
gagcacttgt	tttaaaatgc	agattcatag	gcagcatctc	agatctacag	aacaagaatc	5100
tctgctaagt	ggacctggaa	tcttccatct	gcactttaac	atgctctcta	ggtgtttctt	5160
gtgtttgaga	accatgactt	atgactttcc	tcagaacatg	agactgtaaa	acaaaaacaa	5220
aaaaatagt	gatgcctcta	ttttccocaa	tacagtcaca	catcagctca	aaatttgcaa	5280
tattgtagtt	catatattac	cgttatgtct	ttggaaatcg	ggttcagaac	actttttatg	5340
acaaaaattg	ggtggagggg	ataactttca	tatctggctc	aacatctcag	gaaaaatctgt	5400
gattatattgt	gtgttcta	gagtaacatc	tacttagtta	gccttaggga	tggaaaaaca	5460
gggccactta	ccaaactcag	gtgattocag	gatggtttgg	aaacttctcc	tgaatgcac	5520
cttaaccttt	attaaaacca	ttgtcctaag	aacaatgcca	acaaagctta	caacatttag	5580
tttaaaccca	agaagggcac	taaactcaga	ttgactaaat	aaaaagtaca	aagggcacat	5640
atcgtgaca	gaattgtaca	caatcactcc	atggatctt	ttactttaaa	gtagtgatga	5700
aaagtacatg	ttgatactgt	cttagaagaa	attaatatat	tagtgaagcc	acatgggggt	5760

-continued

```

tcagttgcga aacaggtctg tttttatggt cagtttgtac aatccacaat tcattcacca 5820
gatattttgt tcttaattgt gaaccagggt agcaaatgac ctatcaaaaa ttattctata 5880
atcactacta gttaggatag tgatttaaaa ttggtctact tgaagtgggt tctaagattt 5940
ttatattaaa aataggtgtg atttccaat atgatctaaa accctaaatg gttatttttc 6000
ctcagaatga tttgtaaaata gctactggaa atattataca gtaataggag tgggtattat 6060
gcaacatcat ggagaagtga aggcataaggc ttattctgac ataaaaattcc actggccagt 6120
tgaatataat ctattccatg tccatactat gacaatctta ttgtcaacac tatataaata 6180
agcttttaaa caagtcattt ttcttgatcg ttgtggaagg tttggagcct tagaggatg 6240
tcagaaaaaa tatggtgga ttctcccttg ggtaggggga aatgaccttt ttacaagaga 6300
gtgaaattta ggtcagggaa aagaccaagg gccagcattg ctacttttgt gtgtgtgtgt 6360
gtgggttttg ttttgttttt ttggttggtc ggttgttttc gttgtgttta acaaaggaat 6420
gagaatatgt aatacttaaa taacatgac cacgaagaat gctgttctga tttactagag 6480
aatgttccca atttgaattt aggggtgatt taaagaacag tgagaaaggg catacatcca 6540
cagattcact ttgtttatgc atagttagat acaaggatgc acatatacac attttcaagg 6600
actattttag atacttagac aatttcttct aataaagtca tttgtgaaag ggtactacag 6660
cttattgaca tcagtaaggt agcatcatt acctgtttat tctctgctgc atcttacaga 6720
agagtaaaact ggtgagagta tatattttat atatatatat atatatatat atataatatg 6780
tatatatata tatattgact tgttcatga agatgttaaa atcggttttt aaaggtgatg 6840
taaagtga tttccttaat gaaaaataca tttttgtat tgttctaag caacagaaaa 6900
gccttttaat ctctttgggt cctgtatatt ccatgtataa gtgtaaatat aatcagacag 6960
gttataaagt tgtgcatgta tgtatacagt tgcaagtctg gacaaatgta tagaataaac 7020
cttttattta agttgtgatt acctgctgca tgaaaagtgc atgggggacc ctgtgcatct 7080
gtgcatattg caaaatgtct taacaaatca gatcagatgt tcatoctaac atgacagtat 7140
tccatttctg gacatgaagt ctgtggttta agctttgtga aagaatgtgc tttgattcga 7200
agggctctaa agaatttttt taatcgtcaa ccacttttaa acataaagaa ttcacacaac 7260
tactttcatg aattttttta tccattgca aacattatc caagagtatc ccagtattag 7320
caatactgga atagaggc acattaccatc atagtaagaa ttctgggtgt tacacaacca 7380
aatttgatgc gatctgctca gtaatataat ttgccatttt tattagaaat ttaatttctt 7440
catgtgatgt catgaaactg tacatactgc agtgtgaatt tttttgtttt gttttttaat 7500
cttttagtgt ttacttctct cagtgaattt gaataaatga gaaaaaatgc attgtc 7556

```

<210> SEQ ID NO 37

<211> LENGTH: 1516

<212> TYPE: DNA

<213> ORGANISM: Homo sapiens

<220> FEATURE:

<223> OTHER INFORMATION: RAC2 glucocorticoid receptor-responsive gene

<400> SEQUENCE: 37

```

tgccccacca ccgctgctcc tcagcaggcg cctcaccagc ctccacaccc cttgcgcccg 60
cagaaaacgcg cctggccctg agctgtcacc accgacactc tccaggctcc ggacacgatg 120
caggccatca agtgtgtggt ggtgggagat ggggcccgtg gcaagacctg ctttctcatc 180
agctacacca ccaacgcctt tcccggagag tacatcccca ccgtgtttga caactattca 240
gccaatgtga tgggtgacag caagccagtg aacctggggc tgtgggacac tgctgggcag 300

```

-continued

gaggactacg accgtctocg gccgctctcc tateccacaga cggacgtctt cctcatctgc	360
ttctccctcg tcagcccagc ctcttatgag aacgtccgcg ccaagtgggt cccagaagtg	420
cggcaccact gccccagcac acccatcctc ctggtgggca ccaagctgga cctgcgggac	480
gacaaggaca ccatcgagaa actgaaggag aagaagctgg cteccatcac ctaccgcag	540
ggcctggcac tggccaagga gattgactcg gtgaaatacc tggagtgtc agctctcacc	600
cagagaggcc tgaaaaccgt gttcgacgag gccatccggg ccgtgctgtg ccctcagccc	660
acgcggcagc agaagcgcgc ctgcagcctc ctctaggggt tgcaccccag cgctcccacc	720
tagatgggtc tgatcctcca ggatccccc ccaagcctg atggcacc ccctggccat	780
gctgtcccct ccctgtggcg tttcttagca gatggctgca gagcttcggt gatggctttt	840
tctgtactgg aggctcctg aggccaggaa cgtgcaaatt tgcagggtct gcacccaag	900
cccctcatgc tcctgccttc ctgagggcca gaggggagcc ccaggaccca ttaagccacc	960
cccgtgttcc tgccgtcagt gccaactgcc gcatgtgaa gcatctaccc gttcactcca	1020
gtcccacccc acgctgact cccctctgga aactgcaggc cagatggtt ctgccacaac	1080
ttgtgtacct tcagggatgg ggctcttact cctcctgag gccagctgct ctaatatcga	1140
tggtcctgct tgccagagag ttcctctacc cagcaaaaat gagtgtctca gaagtgtgct	1200
cctctggcct cagttctct cttttggaac aacataaaa aaatttaatt ttctacgct	1260
ctgggatgat ctgctcagcc aatggaaaat ctgggttcaa ccagcccctg ccatttctta	1320
agactttctg ctgcactcac aggatcctga gctgcaacta cctgtgagag tcttcaaact	1380
tttaaacctt gccagtcagg acttttgcta ttgcaaatag aaaacccaac tcaacctgct	1440
taagcagaaa ataaatttat tgattcaaaa aaaaaaaaa aaaaaaaaa aaaaaaaaa	1500
aaaaaaaaa aaaaaa	1516

<210> SEQ ID NO 38

<211> LENGTH: 1641

<212> TYPE: DNA

<213> ORGANISM: Homo sapiens

<220> FEATURE:

<223> OTHER INFORMATION: SPP1 glucocorticoid receptor-responsive gene

<400> SEQUENCE: 38

ctccctgtgt tggtggagga tgtctgcagc agcatttaaa ttctgggagg gcttggttgt	60
cagcagcagc aggaggaggc agagcacagc atcgtcggga ccagactcgt ctcaggccag	120
ttgcagcctt ctcagccaaa cgccgaccaa ggaaaactca ctaccatgag aattgcagtg	180
atctgctttt gcctcctagg catcacctgt gccataccag ttaaacaggc tgattctgga	240
agttctgagg aaaagcagct ttacaacaaa taccagatg ctgtggccac atggctaaac	300
cctgacccat ctcagaagca gaatctccta gcccacaga atgctgtgtc ctctgaagaa	360
accaatgact ttaacaaga gacccttcca agtaagtcca acgaaagcca tgaccacatg	420
gatgatatgg atgatgaaga tgatgatgac catgtggaca gccaggactc cattgactcg	480
aacgactctg atgatgtaga tgacactgat gattctcacc agtctgatga gtctcaccat	540
tctgatgaat ctgatgaact ggtcactgat tttcccacgg acctgccagc aaccgaagtt	600
ttcactccag ttgtcccac agtagacaca tatgatggcc gaggtgatag tgtggtttat	660
ggactgaggt caaaatctaa gaagtctcgc agacctgaca tccagtaccc tgatgctaca	720
gacgaggaca tcacctcaca catggaagc gaggagttga atggtgcata caaggccatc	780

-continued

```

cccgttgccc aggacctgaa cgcgccttct gattgggaca gccgtgggaa ggacagttat 840
gaaacgagtc agctggatga ccagagtgcct gaaaccaca gccacaagca gtccagatta 900
tataagcggga aagccaatga tgagagcaat gagcattccg atgtgattga tagtcaggaa 960
ctttccaaag tcagccgtga attccacagc catgaatttc acagccatga agatatgctg 1020
gtttagacc ccaaaagtaa ggaagaagat aaacacctga aatttcgtat ttctcatgaa 1080
ttagatagtg catcttctga ggtcaattaa aaggagaaaa aatacaattt ctcactttgc 1140
athtagtcaa aagaaaaaat gctttatagc aaaatgaaag agaacatgaa atgcttcttt 1200
ctcagtttat tggttgaatg tgtatctatt tgagtctgga aataactaat gtgtttgata 1260
attagtttag tttgtggcct catggaaact cctgtaaac taaaagcttc agggttatgt 1320
ctatgttcat tctatagaag aaatgcaaac tatcactgta ttttaattt tgttattctc 1380
tcatgaatag aaatttatgt agaagcaaac aaaatacttt taccactta aaaagagaat 1440
ataacatttt atgtcactat aatcttttgt tttttaagtt agtgtatatt ttgtgtgat 1500
tatctttttg tgggtggaat aaatctttta tcttgaatg aataagaatt tgggtggtgc 1560
aattgcttat ttgttttccc acggttgtcc agcaattaat aaaacataac cttttttact 1620
gcctaaaaaa aaaaaaaaaa a 1641

```

<210> SEQ ID NO 39

<211> LENGTH: 6463

<212> TYPE: DNA

<213> ORGANISM: Homo sapiens

<220> FEATURE:

<223> OTHER INFORMATION: PHF15 glucocorticoid receptor-responsive gene

<400> SEQUENCE: 39

```

ctctcttctgct cgctcctctc ctctctctcc tgcctggctgc ctgttctagg aagccagcgc 60
ggagagggggg gggatgcaca gcacagggga gagagattgc gcatgttggc cagtcgtgtt 120
ttaaagagta cagtgcggggg aggctgagag gggcgcatgc aacaacaact tttggaagga 180
tggaagagaa gagggcaaaa tactccatca gcagtgacaa ctctgacacc actgacagtc 240
atgacacatc tacatccgca tcaagatgct ccaaactgcc cagcagcacc aagtcgggct 300
ggccccgaca gaacgaaaag aagccctccg aggttttccg gacagacttg atcacagcca 360
tgaagatccc ggactcatac cagctcagcc cggatgacta ctacatcctg gcagacccat 420
ggcgacagga atgggagaaa ggtgtgcagg tgctgcccgg ggcagaggcc atcccagagc 480
ccgtgggtgag gatcctccca ccactggaag gccccctgc ccaggcatcc ccgagcagca 540
ccatgcttgg tgagggtctc cagcctgatt gcccaggggg cagccgctat gacttgagcg 600
agattgatgc ctactggctg gagctcatca actcggagct taaggagatg gagaggccgg 660
agctggacga gctgacatta gagcgtgtgc tggaggagct ggagaccctg tgccaccaga 720
atatggccag ggccattgag acgcaggagg ggctgggcat cgagtacgac gaggatgttg 780
tctgcgacgt gtgtcgtctc cctgagggcg aggatggcaa cgagatggtc ttctgtgaca 840
agtgcaacgt ctgtgtgcat caggcatgct acgggatcct caagggtgcc acgggcagct 900
ggctgtgccg gacgtgtgcc ctgggtgtcc agccaaagtg cctgctctgc cccaagcgag 960
gaggagcctt gaagcccact agaagtggga ccaagtgggt gcatgtcagc tgtgcctcat 1020
ggattcctga ggteagcacc ggtgcccag agaagatgga gcccacacc aagatctcgc 1080
atatcccagc cagccgctgg gctctgtcct gcagcctctg caaggaatgc acaggcacct 1140
gcatccagtg ttccatgctt tctgcgtca cagcgttcca tgtcacatgc gcctttgacc 1200

```

-continued

acggcctgga aatgcgact atattagcag acaacgatga ggtcaagttc aagtcattct	1260
gccaggagca cagtgcggg ggcccacgta atgagcccac atctgagccc acggaacca	1320
gccaggctgg cgaggacctg gaaaaggatga ccctgcgcaa gcagcgctg cagcagctag	1380
aggaggactt ctacgagctg gtggagccgg ctgaggtggc tgagcgctg gacctggctg	1440
aggcactggc cgacttcac taccagtact ggaagctgaa gaggaaagcc aatgccaacc	1500
agccgctgct gacccccaa accgacgagg tggacaacct ggcccagcag gagcaggacg	1560
tcctetaccg ccgectgaag ctcttcaccc atctgcggca ggacctagag agggttagaa	1620
atctgtgcta catggtgaca aggcgcgaga gaacgaaaca cgccatctgc aaactccagg	1680
agcagatatt ccacctgcag atgaaactta ttgaacagga tctgtgtcga ggctgtcca	1740
ctcattccc catcgatggc acctcttca acagctggct ggcacagtcg gtgcagatca	1800
cagcagagaa catggccatg agcagatggc cactgaacaa tgggcaccgc gaggacctg	1860
ctccagggct gctgtcagag gaactgctgc aggacgagga gacctgctc agcttcacgc	1920
gggacccctc gctgcgacct ggtgacctg ctaggaaggc ccgaggccgc acccgctgc	1980
ctgccaagaa gaaaccacca ccaccaccac cgcaggacgg gcctggttca cggacgactc	2040
cagacaaagc cccaagaag acctggggcc aggatgcagg cagtggcaag gggggtcaag	2100
ggccacctac caggaagcca ccacgtcgga catcttctca cttgcccctc agcctgcag	2160
ccggggactg tcccaccta gccaccctg aaagcccccc gccactggcc cctgagacc	2220
cggacgaggc agcctcagta gctgctgact cagatgtcca agtgcctggc cctgcagcaa	2280
gccctaagcc tttgggocgg ctccggccac cccgcgagag caaggtaacc cggagattgc	2340
cgggtgccag gcctgatgct gggatgggac cacctcagc tgtggctgag aggccaagg	2400
tcagcctgca tttgacact gagactgatg gctactctc tgatggggag atgagcgact	2460
cagatgtaga ggccgaggac ggtggggtgc agcggggtcc ccgggaggca ggggcagagg	2520
agggtgctcg catgggcgta ctggcctcct aactcaccac cttccctgct ccaggccctg	2580
ccctggctcc cccacaaggc ctacagcccag tcacaactgc catttccagt ctctgctgag	2640
tgtcccagac cctcgaggct gccactcctg cgtggtttta ttttaatat agagagagtt	2700
ttgaattcta cactgttctc ttcctctgt gctggcctag gacattagga ttccttcac	2760
ggctccggcc gctaggacc tgccaggctc cgcgcaccat ccctgcccctg cccacgtggt	2820
attgctgggc tcctggctag atgcaagcaa ggtggacaag agctcaggac tccagcccac	2880
tgccactggg tgacacagac tgtcgtttgg gcattattc atggcagatg ggccagtcca	2940
gggctacccc cgccttccc ccagatccca ctggggtcca tttgggggt cctgctacac	3000
tcccaccgac cccaaggaag tataataaac gataccagc cagagtctac tcaactgtac	3060
aagcacaacg agtttatatg agaaagcact gagggggtgc agagggcccg ctagtccag	3120
gggaactgaa agctgttctc gatcagcccg tatcatctga ggctgcccctg cccaccctgc	3180
cacctcccc tccttctgct ctctgcccct gccagtgccc agcccagcgg ctctgggaag	3240
gggttcccag aatccctcct gagctgtgcc atttactcag gggactccca aacagccagc	3300
tgccagtgca ggtggagggc tgtaggggag ggccagtgcc cagacagggt catggggctc	3360
agaccagccc actgtagaga atcaactctga ggctccaact tccttccttc cttggggcc	3420
agtctcggcc gaagtctggt cacgctcaga cagagctgac cagaccagac cgtttgcctt	3480
ttcaagtctc ctagtctgc tacaagatga gcttctcctg tggtttctt ttggaaactc	3540

-continued

ctccttccaa caagcagtgg gatccccggg cccagggcgg gccggtggtg gccgctgggg	3600
ctggtgtaag tcttgctgga tgttcccctg ttoctgagcc ttaaccctc gcacagccat	3660
ccccccccc gtectgcoat cccccccgc cgtectgect tcccccccc acccttaggt	3720
cccaggtagt tgctctgaag agtttcagta gagtggcccc agggatgatag ctcagggaac	3780
aacaaaaaag gaattccgctg aaaacatttt tttttctttg atgaattact cctgggtcac	3840
ttccaccact ggtaagcca gaacttctcc aaaaagaacc ttgcaaaaag tccagtgaat	3900
cagtcgaatc attctgtgga tgccaaagaa tattttgacc ataatacagc acagcctgga	3960
cctgacaact tgtcatttgg actttttttt aaatggagtt ctttagcaac aaagtataga	4020
aacatgttca ttgcacacac ccaaggagaa gagtcaagc gcttgaaga ggatgctttg	4080
ctgctgctga agtgtacctg ggtgttagat ttcagatcct gggctgagcc cactgtgagc	4140
tttcctaaac tgtgagactc acagagggga aagatactga cggtgaaacc agcatggaaa	4200
acgtctttac catgtggttc cctcctcccc aaatacataa agcaataag caggatgggg	4260
aacagcttga ccttcatcca cccctaactc caaaactatc aaggtacgac agtggcattg	4320
tcatcgacac tcaatttcat gtgaatttta gcaaacagc aaacaaagat aatgactcag	4380
ttcagaggat cggacaaatg tgtctagtcc ggggtgactc ggagggagtg ggggtggctt	4440
caaggattct gggcgttggg atggcatgag ctaccctgta gagtttagtc tgcctgcccg	4500
ccttggtagt agtgaccagt cagtgtcagc atcagtgtcc caaccccagt ctctgtttac	4560
tgcctttgaa cagaacttct tcttccccca tgccttgggt cacctcgggc tgcaaccctg	4620
tctgtgccag attgccgggt ctgaccctgc aggaagcaaa gaggtgagct taaagaacaa	4680
ccaaactctg ccaggggtcc cagaaagccc agggccagc agtctcagca cttggcccct	4740
tgccccttca caccatctg gggcaggggc tgggcctccc tgggtggcagg ggtgggtgga	4800
gaattagga gagggtgcaa cgagtctgac ccttgcctc gggctggctg gtgttcttcc	4860
aagagcctct gctcacattg ttggcctctg gattctggcc cttcttcaat ggctgttgc	4920
ttggactgga ctggttctga gctgtgtcc tgcagaacct agatgtctgt taggtggct	4980
ggctgctgag aggggagggg ggtggcctt catttgggt gccctttcac tcccaggcca	5040
agccctggag caatcttctt caggcagctg tctccacctc caggatgtcc agcaggtgc	5100
aaggagaagg atgccagcca cccatctctc cccagttccc agcctttccc ctgttggtca	5160
cagccgcttc tgtcttttcc cgtctactg tcccagtgat agagggcttt gctgtcctg	5220
agactgaggc aggttccttt tccaggtcag aggtggaggt agatctttct ctcaaccaca	5280
tctgcctcca cacacagctc ctccgaggg aaggagaagc tgcctgttaa ctcaattctg	5340
ctatcgtccc ccttctcact gacctgaccg cccaccacct ccttccccct catcacatga	5400
caaaggataa tgtgcaagaa aagtattttt atgtatcata aatgtatttt gaaacaaatg	5460
agaagaagaa aggtagaagg gtttatttta ttaaatgagc ctgacttagt gacagtgtgt	5520
gagcatttgc aatgtaaggg cctcagcttc cttggagaag ccaccccagg tttccagaca	5580
tagatgttga attgtttgtg gggggtgtgc caggccactc ctctgtgtgc cgtatgcagg	5640
catgcctgtg tatactgtgt atgggcacac tgggactagc tgggacaatt cctagagatt	5700
caactgcccc attctaacca acattggcag cggctgaact tggcatttcc ttgctaactg	5760
ccagatgtgg ccaacctttg tccatagca aacctgaa aatgatctg gatttctata	5820
gcaaggccct tggggagggc actctcccat gccctggcc tcgctggcca cattggccaa	5880
tgagccaggg ctggagtctg agaccttgg ttgttcttta aggcacctcc tgccacttcc	5940

-continued

```

tcctcagag gcacaaacac tttgtgttcc acgtcagttt gaggggacgg tgggggatg 6000
atatgaatgt cacaggagga gacaccttct gtctttgttt caaagaaagt gatgtgcat 6060
ttgttaatat acaagagaaa tattgaaaat atattgaaaa gagcaatfff aaattatfff 6120
tggttatgt tgcaatattt attttcttgt attagaaaag attcctttgt agagaaaaaa 6180
tgtatfffcc attaacgcaa agacctattt ctccfffctg tacattgtcc atgtgcgcaa 6240
cccttaacga gcaatagaat gtatggtcac ctgggtgtgg ccagtgcctg ctgtgcctg 6300
catgattctg tgttgccgct gctgcatagt tcccagcccc atcctgtcct gctcactcat 6360
gggggcttcc agacccccgc cccaccaggg ctgtgtgcat agggagcctt ttgcactcct 6420
cgtgtgttgg caaacgcagt taataaagca gtgttttctg tgc 6463

```

<210> SEQ ID NO 40

<211> LENGTH: 2828

<212> TYPE: DNA

<213> ORGANISM: Homo sapiens

<220> FEATURE:

<223> OTHER INFORMATION: BTN3A2 glucocorticoid receptor-responsive gene

<400> SEQUENCE: 40

```

catagatgaa aatggcaagt tccttggtt tccttctgct caactttcat gtctccctcc 60
tcttgggtcca gctgctcact ccttctcag ctcaagtttc tgtgcttggc cctctggggc 120
ccatcctggc catggtgggt gaagacgctg atctgcctg tcacctgttc ccgaccatga 180
gtgcagagac catggagctg aagtgggtaa gttccagcct aaggcaggtg gtgaacgtgt 240
atgcagatgg aaaggaagtg gaagacaggc agagtgcacc gtatcgaggg agaacttcga 300
ttctgcggga tggcatcact gcagggaaag ctgctctccg aatacacaac gtcacagcct 360
ctgacagtgg aaagtacttg tgtatfffcc aagatgggta cttctatgaa aaagccttgg 420
tggagctgaa ggttcgagca ctgggttcta atcttcacgt cgaagtgaag ggttatgagg 480
atggagggat ccactctggag tgcaggtcca ccggctggta cccccaacct caatacagt 540
ggagcaacgc caaggagag aacatcccag ctgtggaagc acctgtggtt gcagatggag 600
tgggctata tgaagtagca gcatctgtga tcatgagagg cggctccggg gaggggtgat 660
cctgcatcat cagaaattcc ctctcggcc tggaaaagac agccagcatt tccatcgag 720
accccttctt caggagcgc cagccctgga tgcagcctt ggcagggacc ctgcctatct 780
tgetgctgct tctcgccgga gccagttact tcttgtggag acaacagaag gaaataactg 840
ctctgtccag tgagatagaa agtgagcaag agatgaaaga aatgggatat gctgcaacag 900
agcgggaaat aagcctaaga gagagcctcc agggaggaact caagaggaaa aaaatccagt 960
acttgactcg tggagaggag tcttctgctc ataccaataa gtcagcctga tgetctaattg 1020
gaaaaatggc cctcttcaag cctggaaaaa tggctgacct catggacacc tcctcaaact 1080
ctctgcagca gatgtaattc tgtatccaga catggcaaat gccatcctcc ttgtttctga 1140
ggaccagagg agtgtacagc gtgctgagga gcccatgac ctaccagaca accctgagag 1200
atftgaatgg cgttactgtg tgettggtg tgaagcttc atgtcagaga gacactactg 1260
ggaggtggaa gtgggggaca gaaaagagtg gcatattggg gtatgtagta agaactgtga 1320
gagaaaaaaa gtttgggtca aaatgacacc ggagaacgga tactggacta tgggcctgac 1380
tgatgggaat aagtatcggg ctctcactga gcccagaacc aacctgaaac ttctgagcc 1440
tcctaggaat gtgggggtca tcttgacta tgagactgga catatctcgt tctacaatgc 1500

```

-continued

cacggatgga tctcatatct acacatttct gcacgectct tectctgagc ctctgtatcc	1560
tgtattcaga attttgacct tggagccac tgccctgacc gtttgcccaa taccaaaagt	1620
agagagttcc cccgatcccg acctagtgcc tgatcattcc ctggagatac cactgacccc	1680
aggcttagct aatgaaagtg gggagcctca ggctgaagta acatctctgc ttctccctgc	1740
ccagcctgga gctaagggtc tcaccctcca caacagccag tcagaacat aaagctacag	1800
gcacacactg aagcacttta ctgatattca ttcaattatt ccataggaca gttgtttgag	1860
tttggtgcca ccttattggc cctttatac agataaggaa actggggtgt agaaaagtgt	1920
attgacttta caaagcagac aggaatagtg aacaacagag ctgggatctg aacaacaatg	1980
actaacatta atggagaatt taaaacgttc tgagtgtctg gttatgagct ttggtgggtg	2040
tcactccttt aatcctcaca acaccctgct aggtagtctc atttggcaag tatggaagca	2100
gaggcagggc aacattaagt agcttacata actcacacgg taatttctgc agttgggaga	2160
tgttcagctt cagtccctgg ccaattgcc gttcttttcc agcctgattt ttctctgatg	2220
ggaagagccc acatgtagcc ctgaggttcc cttcccagga cagctccagg atcgagatca	2280
ctgtgagtgg ttgtggagtt aagaccctta tggactcctt cccagctgat tatcagagcc	2340
ttagaccag cactccttgg attggtctg cagagtgtct tggttgagag aataacgttg	2400
cagttccac agggcatgtg actttgaaag agactagagg ccacactcag ttaataatgg	2460
ggcacagatg tgttcccacc caacaaatgt gataagtgat cgtgcagcca gagccagcct	2520
tccttcagtc aaggtttcca ggcagagcaa ataccctaga gattctctgt aatattggta	2580
atgttgatga aggaagctag aagaattaca gggatgtttt taatcccact atggactcag	2640
tctcctggaa aaggatctgt ccactcctgg tcattgggtg atgttaaacc catatcctt	2700
tcaactgtg cctgctaggg aaaactgtc ctcattatca tcactattat tgetcaccac	2760
tgtatcccct ctactgggca agtgcctgtc aagttctagt tgttcaataa atttgtaat	2820
aatgctga	2828

<210> SEQ ID NO 41

<211> LENGTH: 2698

<212> TYPE: DNA

<213> ORGANISM: Homo sapiens

<220> FEATURE:

<223> OTHER INFORMATION: SESN1 glucocorticoid receptor-responsive gene

<400> SEQUENCE: 41

gccgtccgtg ctgactgagg cgctgcagcc aggagcccg gccggctgcc cagcgcctgc	60
cgctcccgcg cgtccgcagc cgtccccgcg ccgacatgcy cttggccgcc gccggaacg	120
aggcgtacac ggcccctttg gcggtctcgg ggctgctggg ctgcaagcag tgcggcgggg	180
gccgcgacca ggacgaggaa cttggcatta gaattcctcg accactagga cagggaccaa	240
gcagattcat cccagaaaag gagatcctcc aagtggggag tgaagacgca cagatgcatg	300
ctttatttgc agattctttt gctgctttgg gccgtttgga taacattacg ttagtgatgg	360
ttttccacc acaatattta gaaagtttct taaaactca gcaactatca ctgcaaatgg	420
atgggcccgtt acccctacat tatcgtcact acattggaat aatggctgcy gcaagacatc	480
agtgtcctca cttagtgaac ctgcatgtaa atgatttctt tcatgttggg ggggacccca	540
agtggctcaa tggtttagag aatgctctc aaaaactaca gaatttagga gaacttaaca	600
aagtgttagc ccatagacct tggcttatta ccaagaaca cattgagga cttttaaag	660
ctgaagagca cagctggtcc cttgcggaat tggtaacatgc agtagtttta ctcacacact	720

-continued

```

atcattctct tgcctcattc acattcggct gtggaatcag tccagaaatt cattgtgatg 780
gtggccacac attcagacct ccttctgtta gcaactactg catctgtgac attacaaatg 840
gcaatcacag tgtggatgag atgccggca actcagcaga aaatgtttct gtaagtatt 900
ctttctttga ggttgaagcc ctcatggaaa agatgaggca gttacaggaa tgtcgagatg 960
aagaagaggc aagtcaggaa gagatggctt cacgttttga aatagaaaa agagagagta 1020
tgtttgtctt ctcttcagat gatgaagaag ttacaccagc aagagctgta tctcgtcatt 1080
ttgaggatag tagttatggc tataaagatt tctctagaca tgggatgcat gttccaacat 1140
ttcgtgtcca ggactattgc tgggaagatc atggttattc tttggtaaat cgcctttatc 1200
cagatgtggg acagttgatt gatgaaaaat ttcacattgc ttacaatctt acttataata 1260
caatggcaat gcacaaagat gttgatacct caatgcttag acgggcaatt tggaaactata 1320
ttcactgcat gtttgaata agatatgatg attatgacta tgggtgaaat aaccagctat 1380
tggatcgtag ctttaaagtt tatatcaaaa ctggtgtttg cactcctgaa aaggttacca 1440
aaagaatgta tgatagcttc tggaggcagt tcaagcactc tgagaagggt catgttaatc 1500
tgcttcttat agaagctagg atgcaagcag aactccttta tgctctgaga gccattacc 1560
gctatatgac ctgatgcctt tccttcatta aagatgattc tggaatgac agcagatata 1620
gtctacaagg gggaaagtac taagccccag gaccaatggt agacaaaata attcagaaat 1680
ccattgtgcc atgattcctt tagttctgc tattttctg tggaaaacca ctgctggcac 1740
aagcagtgac tgtttgccag cttcaagttt agagctgta agacaggctg ccattcacag 1800
tattttgctt tttgacagta caagatgctg tgtaactggt ttaatacagc aaatagtaac 1860
tctccaaatc ctggtgcttt tatgttaaat aagataacaa gaattggagc atgcaaagaa 1920
tgggacttgg ataatgactt aagccttata tgtaaagaat tttagaagat cttgggtgctg 1980
ctattcctgc tggaggaatg aatagatggc tgtttcagtt aagctattag taataaaagt 2040
gaacattgct actatctgag cctacataca taacttgtgt gatttcaat taaacttgca 2100
ttatgtgtta atttcttgc atcaaaaaa gcatagaatt cctactcaca cagctcagca 2160
acaaccattt tgatggtaac agttaattc tttcattagt tttttaatt cagggttctg 2220
gatattaat taaaatggca ttcttaaga ttttctcaa aaagcaatcc taaatgaaag 2280
tgtgtaaatt ataagaagct ggcgatcttt tgatagctg tttcacagga tctcgacct 2340
ggagggcagc tgtcttctgc attacttctg tttccagcac caaagttctg ggacatgttg 2400
ctgtagactg ctgcgcagtc ctgggtgcat tcagtctctc tgcctctgcc tgctcctgg 2460
tccccacttt aaaggctgtg cagctcctta aataataaag ctggaaaata tttttagctg 2520
ggttatcaaa tttgatctac aaaaacgcta actttgtttg aaatgcaaac aggtttgaaa 2580
atatgtatta agtactttgt attctggaag cgtgaattgc ttttgaagtc tgctcagtt 2640
actggtattt ttaataaag aagaattttt ctccaatttt aaaaaaaaa aaaaaaaaa 2698

```

<210> SEQ ID NO 42

<211> LENGTH: 5215

<212> TYPE: DNA

<213> ORGANISM: Homo sapiens

<220> FEATURE:

<223> OTHER INFORMATION: MAP3K5 glucocorticoid receptor-responsive gene

<400> SEQUENCE: 42

```

cgagcgcggc gcccttgagc tgcaccgagg cgcaggtttg cgagccgact tgctcagccg 60

```

-continued

c caagaaaag gaagctccgt cccttcccgc tcaccocggt tccccacccc ttgtactcta	120
a actctgcag agggcgagcg gcgcggccac ggaggcgccg aggaggagcg agccgcccgc	180
g ggcagcggc gtgccctcgg gggagagggc gccggagagg aggcggcggc gcggcggcga	240
g ggcgcccgg cgcgatggca gctgcttagc ccggcggggc cggagcagcc ccgagctgtg	300
g ctggccagg cgggtcggct gggcggggga cgcgcgccgc gttgctgccc ggcccggaga	360
g atgagcacg gagcggagc agggcatcac tttctctgtg ccacccttcg ccccctcggg	420
c ttctgcacc atccccgagg gcggcatctg caggagggga ggagcggcgg cgggtgggga	480
g ggcgaggag caccagctgc caccgcccgc gccgggcagc ttctggaacg tggagagcgc	540
c gctgcccct ggcatecgggt gtcggcggc cacctcctcg agcagtgcca cccgagggcg	600
g ggcagctct gttggcggg gcagccgacg gaccacgggt gcatatgtga tcaacgaagc	660
g agccaaggg caactggtgg tggccgagag cgaggcccctg cagagctgc gggaggcgtg	720
c gagacagtg ggcgccacc tggaaacct gcattttggg aaactcgact ttggagaaac	780
c accgtgctg gaccgctttt acaatgcaga tattgcgggtg gtggagatga gcgatgctt	840
c cggcagcgg tccttgtttt accaccttg ggtgagagaa agtttcagca tggccaacaa	900
c atcatcctc tactgtgata ctaactcgga ctctctgcag tcaactgaagg aaataattg	960
c cagaagaat actatgtgca ctggaaacta cacctttgtt ccttacatga taactccaca	1020
t aacaaagtc tactgctgtg acagcagctt catgaagggg ttgacagagc tcatgcaacc	1080
g aaacttcgag ctgcttcttg gaccatctg cttacctctt gtggatcgtt ttattcaact	1140
t ttgaaagtg gcacaagcaa gttctagcca gtacttccgg gaactctatac tcaatgacat	1200
c aggaaagct cgtaatttat aactggttaa agaattggca gctgagttgg caagaattcg	1260
g cagcagagta gataatatcg aagtcttgac agcagatatt gtcataaatc tgttactttc	1320
c tacagagat atccaggact atgattctat tgtgaagctg gtagagactt tagaaaaact	1380
g ccaaccctt gatttggcct cccatcacca tgtgaagttt cattatgcat ttgcaactgaa	1440
t aggagaaat ctcccgggtg acagagcaaa agctcttgat attatgattc ccatggtgca	1500
a agcgaagga caagttgctt cagatatgta ttgcctagtt ggtcgaatct acaaagatat	1560
g tttttggac tctaatttca cggacactga aagcagagac catggagctt cttggttcaa	1620
a aaggcattt gaactcgagc caaactaca gtcaggaatt aattatcggg tcctcctcct	1680
g gcagctgga caccagtttg aatcttctt tgagctccgg aaagtgggg tgaagctaag	1740
t agtcttctt ggtaaaaagg gaaacttga aaaactccag agctactggg aagttggatt	1800
t tttctgggg gccagcgtcc tagccaatga ccacatgaga gtcattcaag catctgaaaa	1860
g ctttttaaa ctgaagacac cagcatggtg cctcaagtct attgtagaga caattttaat	1920
a tataagcat tttgtgaac tgaccacaga acagcctgtg gccaaagcaag aacttggga	1980
c ttttggatg gatttctcgg tcgaggccac aaagacagat gttactgtgg ttaggtttcc	2040
a gtattaata ttagaaccaa ccaaaatcta tcaaccttct tatttgccta tcaacaatga	2100
a gttgaggaa aagacaatct ctatttggca cgtgcttct gatgacaaga aaggtatata	2160
t gagtggaat tttagtgcct cttctgtcag gggagtgagt atttctaaat ttgaagaaag	2220
a tgcctgctt ctttatgtgc ttcacaattc tgatgatctc caaatctatt tctgtacaga	2280
a cttcattgt aaaaagtttt ttgagatggt gaacaccatt accgaagaga aggggagaag	2340
c cacagaggaa ggagactgtg aaagtgactt gctggagtat gactatgaat atgatgaaaa	2400
t ggtgacaga gtcgttttag gaaaaggcac ttatgggata gtctacgcag gtcgggactt	2460

-continued

gagcaaccaa gtcagaattg ctattaagga aatcccagag agagacagca gatactctca	2520
gccccgcat gaagaaatag cattgcataa acacctgaag cacaaaaata ttgtccagta	2580
tctgggctct ttcagtgaga atggtttcat taaaatcttc atggagcagg tccctggagg	2640
aagtctttct gctctcttc gttccaaatg gggtcatta aaagacaatg agcaaaat	2700
tggcttttat acaaagcaaa tactggaagg attaaaatat ctccatgaca atcagatagt	2760
tcaccgggac ataaggggtg acaatgtgtt gattaatacc tacagtgggtg ttctcaagat	2820
ctctgacttc ggaacatcaa agaggcttgc tggcataaac ccctgtactg aaacttttac	2880
tggtagcctc cagtatatgg caccagaaat aatagataaa ggaccaagag gctacggaaa	2940
agcagcagac atctggctctc tgggctgtac aatcattgaa atggccacag gaaaaccccc	3000
atthttatgaa ctgggagaac cacaagcagc tatgttcaag gtgggaatgt ttaaagtcca	3060
ccctgagatc ccagagtcca tgtctgcaga ggccaaggca ttcatactga aatgthttga	3120
accagatcct gacaagagag cctgtgctaa cgacttgctt gttgatgagt thttaaaagt	3180
ttcaagcaaa aagaaaaaga cacaacctaa gctttcagct ctttcagctg gatcaaatga	3240
atatctcagg agtatatcct tgccggtacc tgtgctgggtg gaggacacca gcagcagcag	3300
tgagtacggc tcagtttccac ccgacacgga gttgaaagtg gacccttct cthttcaaac	3360
aagagccaag tcctgctggag aaagagatgt caagggaatt cggacactct thttgggcat	3420
tccagatgag aathttgaag atcacagtgc tcctccttcc cctgaagaaa aagattctgg	3480
atthttcatg ctgaggaagg acagtgagag gcgagctacc cthcacagga tcctgacgga	3540
agaccaagac aaaattgtga gaaacctaat ggaatctta gctcaggggg ctgaagaacc	3600
gaaactaaaa tgggaacaca tcacaacct cattgcaagc ctcagagaat ttgtgagatc	3660
cactgaccga aaaatcatag ccaccacact gtcaaaagctg aaactggagc tggacttcga	3720
cagccatggc attagccaag tccaggtgggt actctthgggt thtcaagatg ctgtcaataa	3780
agthttctcg aatcataaca tcaagccgca ctggatgtht gccttagaca gtatcattcg	3840
gaaggcggta cagacagcca ttaccatcct ggttccagaa ctaaggccac atthtcagcct	3900
tgcactctgag agtgataactg ctgatcaaga agacttggat gtagaagatg accatgagga	3960
acagccttca aatcaaaactg tccgaagacc tcaggctgtc attgaagatg ctgtggctac	4020
ctcagggctg agcacgctca gttctactgt gtctcatgat tcccagatg ctacccggtc	4080
actgaaatga cagcttggaa ggatgaaaat agaaaccaat agattactgg aagaattgggt	4140
tcgaaaagag aaagaattac aagcactcct tcactcgagct attgaagaaa aagaccaaga	4200
aattaaacac ctgaagctta agtcccaacc catagaaatt cctgaattgc ctgtatttca	4260
thtaaaatct tctggcacia atactgaaga thctgaactt accgactggc tgagagtga	4320
tggagctgat gaagacacta taagccgggt thtgctgaa gattatacac thttggatgt	4380
thctactat gttacacgtg atgacttaaa atgcttgaga ctaaggggag ggatgctgtg	4440
cacactgtgg aaggctatca ttgactthcg aaacaaacag acttgactgt tgetcaatct	4500
aatcttctgat ggaatttcta aaaattaata cagagctgat cthcttgggg gtgggaaaat	4560
cgaagggaga ggagaaaggc gctgcactth aaatccagta thttgttact catgttaaaa	4620
aaaaaaaaa cagacaaaac aactgaaat thcctaacta catctatttc tataathttt	4680
aaggactctt cataaggact cthaaataa thctgaacat tagaacctca atgttcagga	4740
agaththaat ctaagcattt thattgaaat thththaatg cagcagctat tgcacttcag	4800

-continued

```

ccaaatgttt atttcacaca aaacggatgt aacatttcat gtgatcgtgc accactggaa 4860
caaaacccaaa atgtgacccat aactgttttag gcttctgtgt gtttgaata tgctctaata 4920
atctgagtag aaatgcgtaa tttcaattac tgtataaagt ttatgttttt ttaagtgtgc 4980
agaatctgag agcaatgggt tttacttctc tgtgttaatt gtaatattga ctctattttg 5040
taacttaagt ttctgacctg tcgtacattt gtttgagtcg tttatgtact actgaactgt 5100
accagttgca catgcttgaa ctgtagtaat gttagcttgt tctaaagcta tccattgtgt 5160
catatttact ctaaaaatta aagagactct caacaaaaaa aaaaaaaaaa aaaaa 5215

```

<210> SEQ ID NO 43

<211> LENGTH: 4655

<212> TYPE: DNA

<213> ORGANISM: Homo sapiens

<220> FEATURE:

<223> OTHER INFORMATION: DPYSL2 glucocorticoid receptor-responsive gene

<400> SEQUENCE: 43

```

tctgtgcacc ttgcggtggg cggcgaacgg cagccgcggc agcagctagg gggcttgtgc 60
acacagcgag ggagacttag ggactggcag acggacggac ggacggcgag gaccctacce 120
gagccccca gccatggcgg agagaaagca atccgggaag gcggcagagg acgaagaggt 180
ccctgctttt tttaaaaacc tgggctccgg cagccccaag ccccggcaga aattctgtgg 240
catgttctgc ccggtggaag ggtcctcggg gaacaagacc atcgacttcg actcgtgtc 300
ggtagggccg ggctcggggc aggtggtggc tcagcagcgg gacgtcgccc acttggggccc 360
ggaccgcgag ccgcccgtact cgcggcaggg ccggcgcgcc ggcggagagc catctgttga 420
atcgggcccg aaggtggaga tccggagggc ctcgggcaaa gaagcccctgc agaacaatcaa 480
cgaccagagc gatcgtcttc tgatcaaaag aggtaaaatt gttaatgatg accagtcggt 540
ctatgcagac atatacatgg aagatgggtt gatcaagcaa ataggagaaa atctgattgt 600
gccaggagga gtgaagacca tcgaggccca ctcccggatg gtgatccccg gaggaattga 660
cgtccacact cgtttccaga tgccctgatc gggaaatgacg tctgctgatg atttcttcca 720
aggaaccaag gcgcccctgg ctgggggaac cactatgatc attgaccacg ttgttcctga 780
gcctgggaca agcctgctcg ctgcctttga ccagtggagg gaatgggccg acagcaagtc 840
ctgctgtgac tactctctgc atgtggacat cagcgagtgg cataagggca tccaggagga 900
gatggaagcg cttgtgaagg atcacggggt aaattccttc ctctgttaca tggcttcaa 960
agatcgtctc cagctaacgg attgccagat ttatgaagta ctgagtgtga tccgggatat 1020
tggcgccata gcccaagtcc acgcagaaaa tggcgacatc attgcagagg agcagcagag 1080
gatcctggat ctgggcatca cgggccccga gggacatgtg ctgagccgac ctgaggaggt 1140
cgaggccgaa gccgtgaatc gtgccatcac catcgccaac cagaccaact gcccgctgta 1200
tatcaccaag gtgatgagca aaagctctgc tgaggtcatc gcccaggcac ggaagaaggg 1260
aactgtggtg tatggcgagc ccatcaactgc cagcttggga acggacggct cccattactg 1320
gagcaagaac tgggccaagg ctgctgcctt tgtcacctcc ccaccctga gccctgatcc 1380
aaccactcca gactttctca actccttgct gtcctgtgga gacctccagg tcacgggcag 1440
tgcccattgc acgtttaaca ctgcccagaa ggctgtagga aaggacaact tcaccctgat 1500
tccggagggc accaatggca ctgaggagcg gatgtccgtc atctgggaca aggctgtggt 1560
cactgggaag atggatgaga accagtttgt ggctgtgacc agcaccaatg cagccaaagt 1620
cttcaacctt tacccccgga aaggccgcat tgctgtggga tccgatgccg acctggtcat 1680

```

-continued

ctgggacccc	gacagcgtta	aaaccatctc	tgccaagaca	cacaacagct	ctctcgagta	1740
caacatcttt	gaaggcatgg	agtgcgcggg	ctccccactg	gtggtcatca	gccaggggaa	1800
gattgtcctg	gaggacggca	ccctgcatgt	caccgaaggc	tctggacgct	acattccccg	1860
gaagcccttc	cctgatthttg	tttacaagcg	tatcaaggca	aggagcaggc	tggtgagct	1920
gagaggggtt	cctcgtggcc	tgtatgacgg	acctgtgtgt	gaagtgtctg	tgacgcccaa	1980
gacagtcact	ccagcctcct	cggccaagac	gtctcctgcc	aagcagcagg	ccccacctgt	2040
cggaaacctg	caccagtctg	gattcagttt	gtctgggtgt	cagattgatg	acaacattcc	2100
ccgccgcacc	acccagcgta	tcgtggcgcc	ccccgggggc	cgtgcccaaca	tcaccagcct	2160
gggctagagc	tcctgggctg	tgccgtccac	tggggactgg	ggatgggaca	cctgaggaca	2220
ttctgagact	tctttcttcc	ttcctttttt	tttttttgtt	tttttttta	agagcctgtg	2280
atagttactg	tggagcagcc	agttcatggg	gtcccccttg	gggccccaca	ccccgtctct	2340
caccaagagt	tactgatttt	gctcatccac	ttccctacac	atctatgggt	atcacacca	2400
agactacca	ccaagctcat	acagggaaacc	acacccaaca	cttagacatg	cgaacaagca	2460
gccccagcg	agggtctcct	tcgcctcaa	cctcctagtg	tctgttagca	tcttcctttt	2520
catgggggga	gggaagataa	agtgaattgc	ccagagctgc	ctttttcttt	tctttttaa	2580
aatthtaaga	agthttcttt	gtggggctgg	ggaggggccc	gggtcagggg	gagtcttttt	2640
ttttttttt	tttaataact	aaattggaa	atttaattcc	atattaatac	aaggggtttg	2700
aactggacat	cctaagtatg	caattacgtc	atcacccagc	tgattcccggg	tggttgcaa	2760
actcatcgtg	tctgtcctga	gaggetccac	aatgcccacc	cgcacgcca	ttctgtagtc	2820
ttcagggtea	gctgttgata	aaggggcagg	cttgccgttat	tggcctagat	ttgctgcag	2880
atthaaatcct	ttgaggatc	tcttctcttt	taccattttt	ctgcgtgctc	tcactctctc	2940
tttctctctc	tagcttttta	attcatgaat	atthttcgtg	ctgtctctct	ctctctctgt	3000
gtttcctcca	gcccttgtct	cggagacggg	gttttctctc	cttgcccac	tatcttttca	3060
cctcccaggt	ctaccatttc	atgggtggcg	ttgggtccgc	ctaaaggatt	tgagcgtttg	3120
ccattgcaag	catagtctg	tgtcatcctg	gtccatgtag	gactgggtgct	aaccacctgc	3180
catcatgagg	atgtgtgcta	gagtgtggga	ccctggccaa	gtgcaggaat	gggcatgcc	3240
gtctcaccca	cagtatcaca	cgtggaaccg	cagacagggc	ccagaagctt	tagaggtatg	3300
aggctgcaga	accggagaga	ttttctctg	tgcatgtctc	tctggctaaa	gtcacggtea	3360
aacctaaaca	ccgagcctca	ttaacccaag	tgaaccaacc	aaagtcacca	gttcagaagt	3420
gctaagctaa	taggagtctg	acccgagggc	ctgctgcttc	ctggttaagt	atcttttgag	3480
attctagaac	acatgggagc	ttttatthtt	cggggaaaaa	ccgtatthtt	ttcttgtea	3540
attatthtcta	aagacacact	acatagaaag	aggccctata	aactcaaaaa	gtcattggga	3600
aactthaaagt	ctattctact	ttgcaagagg	agaaatgtgt	thtatgaaag	atagatcaca	3660
tcagaactcc	tgtggggagg	aaaccttata	aathaaacac	atggccccct	tagagaccac	3720
aggatgctgc	tgtctccatc	cttccctctc	ctttctgtgc	acctttcccc	ctagctggct	3780
cctttggacc	taccctgtgc	cttgctgact	tgtgttgcat	tgtattccaa	acgtgtttac	3840
aggthtctct	aagcaatgtt	gtatthgcag	gctthtctga	ataccaaatc	tgctthttgt	3900
aaagcgtaaa	aacatcacia	agtaggatcat	tccatcacia	cccttgctctc	tctacacatt	3960
ttgcctthgg	ggatctgggt	ggggthtttg	gtthtttgtt	gttgthttt	atthgttatt	4020

-continued

ttaaaggtaa attgcacttt taaaaaata attggttgac ttaatatatt tgcttttttt	4080
ctcacctgca cttagaggaa atttgaacaa gttggaaaaa aacaattttt gtttcaattc	4140
taagaaacac ttgcagctct agtattcact tgagtcttcc tgtttttccct gtaccgggtc	4200
atggtaattt ttggttgttt tgggttgttt cttaaaaaac aagttaaac ctgacgattt	4260
ctgcaggctg tgtaagcatg tttacctgtt ggcttgcttt gtgtgtctgt taaatgaatg	4320
tcatatgtaa atgctaaaat aaatcgacag tgtctcagaa ctgaataact gcagtgactt	4380
gatgctctaa aacagtgtag gatttaagaa tagatggttt ttaatcctgg aaattgtgat	4440
tgtgacccat gagtggagga actttcagtt ctaaagctga taaagtgtgt agccagaaga	4500
gtactttttt ttttgtaacc actgtcttga tggcaaaata attatggtaa aaaacaagtc	4560
tcgtgtttat tattccttaa gaactctgtg ttatattacc atggaacgcc taataaagca	4620
aaatgtggtt gtttcaggaa aaaaaaaaaa aaaaa	4655

<210> SEQ ID NO 44

<211> LENGTH: 4417

<212> TYPE: DNA

<213> ORGANISM: Homo sapiens

<220> FEATURE:

<223> OTHER INFORMATION: SEMA4D glucocorticoid receptor-responsive gene

<400> SEQUENCE: 44

gctgtaacac tcaccgtgaa ggtctgcagc ttcactcccg agccagcgag accacgaacc	60
caccagaagg aagaaactct gaacacatct gaacatcaga agggacagac tccagacgcg	120
ccaccactct gctaacacca gatagtggaa agaaaccatg tgctgaaatg tttgacgaca	180
ctgatggttt gactctgcta actggaatgg cttattgtgc aagaaagtac acctggtcgg	240
gtcctggggc tcactctctag caccagcaaa gattttotgaa gacgtcttcc tagaaatgac	300
tggaaagttt caagaggcat aagatacagc atttcttctg aggcctctgaa gaagtatcaa	360
gtgggctttg acattgcggt ggtgagagcg acccctcctc acctggagaa ctgggaaatg	420
tggattctca gggaccgocg tgttcacgag ctccaggtcg tgctgctggc cctggctctg	480
gggcgctgag ccgcatctgc aatagcacac ttgcccgccc acctgctgccc gtgagccttt	540
gctgctgaag cccctggggt cgccctctacc tgatgaggat gtgcaccccc attagggggc	600
tgctcatggc ccttgctgag atgtttggga cagcgatggc atttgcaccc ataccccga	660
tcacctggga gcacagagag gtgcacctgg tgcagtttca tgagccagac atctacaact	720
actcagcctt gctgctgagc gaggacaagg acaccttgta cataggtgcc cgggaggcgg	780
tcttcgctgt gaacgcactc aacatctccg agaagcagca tgaggtgtat tggaaaggtc	840
cagaagacaa aaaagcaaaa tgtgcagaaa aggggaaatc aaaacagaca gactgcctca	900
actacatccg ggtgctgcag ccactcagcg ccacttcctt ttacgtgtgt gggaccaacg	960
cattccagcc ggctgtgac cacctgaact taacatcctt taagtttctg gggaaaaatg	1020
aagatggcaa aggaagatgt ccctttgacc cagcacacag ctacacatcc gtcattggtt	1080
atggagaact ttattcgggg acgtcgtata attttttggg aagtgaaccc atcatctccc	1140
gaaattcttc ccacagcct ctgaggacag aatatgcaat cccttggtcg aacgagccta	1200
gtttcgtggt tgctgacgtg atccgaaaaa gccagacag ccccagcggc gaggatgaca	1260
gggtctactt cttcttcacg gaggtgtctg tggagtatga gtttgtgttc aggggtctga	1320
tcccacggat agcaagagtg tgcaaggggg accagggcgg cctgaggacc ttgcagaaga	1380
aatggacctc cttcctgaaa gcccgactca tctgctccc gccagacagc ggcttggtct	1440

-continued

tcaatgtgct	gcgggatgtc	ttegtgctca	ggtecccggy	cctgaaggty	cctgtgttct	1500
atgcaactctt	cacccacag	ctgaacaacg	tggggctgtc	ggcagtgctc	gcctacaacc	1560
tgtccacagc	cgaggaggtc	ttctcccacg	ggaagtacat	gcagagcacc	acagtggagc	1620
agtcccacac	caagtgggtg	cgtataatg	gcccggtaac	caagccggy	cctggagcgt	1680
gcatacgacag	cgaggcacgg	gccgccaact	acaccagctc	cttgaatttg	ccagacaaga	1740
cgctgcagtt	cgttaaagac	cacccttga	tggatgactc	ggtaacccca	atagacaaca	1800
ggcccagggt	aatcaagaaa	gatgtgaact	acaccagat	cgtggggac	cggaccagc	1860
ccctggatgg	gactgtctat	gatgtcatgt	ttgtcagcac	agaccgggga	gctctgcaca	1920
aagccatcag	cctcgagcac	gctgttcaca	tcatcgagga	gaccagctc	ttccaggact	1980
ttgagccagt	ccagaccctg	ctgctgtctt	caaagaagg	caacaggttt	gtctatgctg	2040
gctctaactc	ggcggtggc	caggccccgc	tggccttctg	tgggaagcac	ggcacctgcg	2100
aggactgtgt	gctggcggy	gacccctact	gcgctggag	cccgccaca	ggcacctgcg	2160
tggctctgca	ccagaccgag	agccccagca	ggggtttgat	tcaggagatg	agcggcgatg	2220
cttctgtgtg	cccggcctcg	tctcctaagc	ccctccctcc	tctggetcc	tcttccctgt	2280
cctgtctggg	ccatgtgggg	gacaggaggc	ttctctctcc	ctggaccccc	tggccagcct	2340
cgggtgcggg	gcccagacagc	agetegaggg	tctccttget	gccccttc	ctgagtgacc	2400
aggcacagca	cgtgcacgcc	ctggggaact	tctacctctt	ctgccaggcc	acaggtcctg	2460
cagacattcg	ctttgtctgg	gagaagaatg	ggcagctct	ggagacctgt	gtccctgtgc	2520
agaccatgc	actgccgat	ggcagggccc	atgcactcag	ctggctgcag	gacgcatca	2580
gggaaagcgc	tgagtatcgc	tgctctgtcc	tctcctcagc	agggaaacaag	acttcgaagg	2640
tgcaggttgc	tgtgatgaga	cctgaagtga	cccaccagga	gaggtggacc	agagagctct	2700
ctgcctggag	ggctgtggct	ggggagcacg	accggatgat	gcagagctgg	aggaaggcgt	2760
gggaaagctg	tagcaaggac	accctgtagc	caccaggaag	gagtcctga	caccgacctc	2820
aaccccaaca	agaccctgct	gccactgacc	acagccaccc	ccggagaagg	cctggtcccc	2880
cacaactgtg	aactgtcttg	cccagcctg	ctctgaacac	agccattggg	ccaccacctg	2940
atgggcagag	gcgggacagt	ggagaagcct	ggaacccaag	tgggcctgtg	acaggaacta	3000
agacttaaaa	aattaggtgc	ttacctggga	cagtaagttc	tgtctggcac	aagcaggtaa	3060
ccaggatggc	taacaggctt	tgatagctgc	tcgtgaacta	aaacagcagg	gtgtgtgcag	3120
gttctcctc	tacggtcagg	cagcaggctc	tgaaggctga	tctacacccg	tcccagtgac	3180
tccccttgac	agagtgcctc	cacccctaa	tagccaacag	ggttagcatg	gccagcacag	3240
atcgtgctt	ttattgatgc	aaatcaagcc	tgctgcttct	cctccctgca	gacttagcca	3300
aggaactcca	agatgcatga	ctgggacaag	aaaagggtgag	actccacatg	gaaatgcctt	3360
gccctaaacc	ttaatgact	gtgagatgcg	atctgggagt	gcatactgtca	agtctttgtg	3420
ttttcttcac	taacctcaga	atactgggct	ctattttatc	aagcgtgca	gtttatgcct	3480
ctgtcccgtc	aatgctcagc	ttctgcaaca	ggacacaaa	cttgatgcag	aaagccaaat	3540
aggtaatta	tgcaaatctc	ctgggtgcat	attaaatttc	ttgacgatgg	aatgagtctc	3600
atgagtgttt	tgttctacct	gctttcaagt	ctctaattat	taaagctgta	tctctgaaga	3660
ctgtgtcact	gtgtgtgtga	acttgtccta	aagctactca	gcctttaatc	ttacacacac	3720
gtctcttctt	gtctgtttaa	tgacagtttt	catgtctatc	ataaaaccaa	agcctctgtt	3780

-continued

```

aaaagtcaag cgcacccct ctggtgatcc tagcaaatac tgagtgtctt cccagcagtg 3840
tgacaatgac ctgttttgca tccctcttt ctggagctgg acaaattctc taccagcctt 3900
tgtgtgggat cagcatacat cgctgctaa ttccttcagg atccatcaca acaggtgtcc 3960
tgaagatgct ggagacaccc tggttgtctc cacacgttcc ccctccgcac cccaagtcca 4020
gaggcccagc tgctgtgag gtgtgtgctt gcccatccag ccaaggatgc cagtcttgct 4080
cacggaacca tcacatactc ataacctgaa gtttctctgt aaaatatcca tcagctcact 4140
gtggttcttg ctttgggtgt ggcttcaacc actacaaact gatgagtcaa atgctatggg 4200
ctttaggctt atattcttgg tgctgttttc tgtctcttct cctgaagtct ggatttcaag 4260
cactttcaca cttaacaaaa taattacata cttgaagttt tcgtaatgtg gagtgttcta 4320
ctgggaaatg gagttatgag gatgaatttc tgagtcttcc tttgctctgc tggaaaaaat 4380
aaaaatagag ttgtacattg aaaaaaaaa aaaaaaa 4417

```

<210> SEQ ID NO 45

<211> LENGTH: 3108

<212> TYPE: DNA

<213> ORGANISM: Homo sapiens

<220> FEATURE:

<223> OTHER INFORMATION: STOM glucocorticoid receptor-responsive gene

<400> SEQUENCE: 45

```

gcctctggct cctcagggca ttcccgggcg ctccggggtt ggcaacgagg acgggggagt 60
gcgactgcgt ctccggcagc atggccgaga agcggcacac acgggactcc gaagcccagc 120
ggctccccga ctcttcaag gacagcccca gtaagggcct tggacctgc ggatggattt 180
tgggtggcgt ctcattctta ttcaccgta taactttccc aatctcaata tggatgtgca 240
taaagattat aaaagagtat gaaagagcca tcactttag attgggtcgc attttacaag 300
gaggagccaa aggacctggt ttgttttcta ttctgcatg cactgacagc ttcacaaaag 360
tggacatgag aactatttca tttgatattc ctctcagga gatcctcaca aaggattcag 420
tgacaattag cgtggatggt gtggtctatt accgcgttca gaatgcaacc ctggctgtgg 480
caaatatcac caacgctgac tcagcaaccc gtcttttggc acaaactact ctgaggaatg 540
ttctgggcac caagaatctt tctcagatcc tctctgacag agaagaaatt gcacacaaca 600
tgcagtctac tctggatgat gccactgatg cctggggaat aaaggtggag cgtgtggaaa 660
ttaaggatgt gaaactacct gtgcagctcc agagagctat ggctgcagaa gcagaagcgt 720
cccgcgaggg ccgcgccaag gttattgcag ccgaaggaga aatgaatgca tccagggctc 780
tgaaagaagc ctccatggtc atcactgaat ctctcagcgc ccttcagctc cgatacctgc 840
agacactgac caccattgct gctgagaaaa actcaacaat tgtcttccct ctgccatag 900
atatgctgca agaatcata ggggcaaac acagccatct aggctagtgt agagatgagc 960
gctagccttc caagcatgaa gtcggggacc aaattagcct ttaactcata aagagagggt 1020
agggcttttc tttttcata tgtcaattgt ggtgttccca gaatgatag cagttataaa 1080
aataggatgaa agaattgtta gcttgaatat actgagagat tggatgattta tataaggtaa 1140
tctgttagtc ttaaaatagt taaaagtgtg tatttttaga ttattatgta gtaggttaga 1200
tccctcttgt tttgacttcc actgactcat tctgaacccc ctaagcacc aggccagagg 1260
caagaacctg ggctgtaact gccacctgac accgctgact ggctaaatgc tttgcagaaa 1320
gtgatgacct tacaccacaa ccagcttctc caggtcatat gtgccttacc tccagagagt 1380
ctttttttt tttttctga gatggagttt cactcttgtt gccagcctg gagtgaata 1440

```


-continued

```

gcatgatctc ggctcactgc aacctcggcc tectgggttc aagagattct cctgcctcag 1500
cctccccagt agctgggatt acaggetcat gccaccatgc ccagetaatt tttgtattat 1560
tattattggt ttttagtaga gacgggggtt caccatgttg gccaggctag tcacgaactc 1620
ctaacctcag gtgatccacc cacctctgcc tcccaaagtg ctgggattac aggcatgagc 1680
taccacacct ggtttgaga gtcttaatta aggaaatttc cctaatgttc attatttttc 1740
taaatocaga ccgtgtttca gaataatcct tacttgagag tagccatttt cttgcctgta 1800
cttgtcagaa ctagaggaaa tagccaagac taatgaaaaa gattactcta acccttaaaa 1860
gacttttaaa ttcactacta gactggatcat tttaaaaata catccatgtt ttaacttatt 1920
tgagccttct ttatgagtaa atgattcctc cttgttctgt ctttcaaacc agctaaatat 1980
ttgtcacaaa agtgcttttt tctcactgtt gcctattttc atatatcagg ttttaaatag 2040
ttttaatttt ttaataaaat tttctctacg ttctatatgc aattgttata tatctatttg 2100
aatagctgaa ggactaaaat acttttttaa gagataactt caggaaacca ttatatttta 2160
ctatctgcat gctgttaact gtggtacact gtgaaatatg ttgattacaa acccattcat 2220
tacatagtat aaggaattca cagtatattg actatatagt gtctaagat cttgggcaga 2280
tactgtcaaa cttacaatat ctatatagat gtaggtcctt ttaaatttac ctagtcatc 2340
ttctatcatg tataattgatg ctgaaagagg aactggtcag ctctctgga caacaaattc 2400
ttagtctata atattaggag acatctctg ttttgcaaat gtctgtgaat ctgagcaacc 2460
tggcattctg cttactggcc agaagctgg cgggtgacat ttgtaacatt tcctctttga 2520
gactctgagt tcacctagag aagtetaagc ataacagctt tctttcccag cactgacctt 2580
tatagctctc tttagctcaa ccactctgtc catccagcca atggatgtcc cttcccctgt 2640
acccaattt caagcttatt ttaggaagcc ttgaactacc atgtatcctg gctcctagct 2700
gagtttatta gaggtatgga gcagtgcaac ttaaaactcaa gttgcactta cattttgaa 2760
tttaaaatga tggttttatc tgttgtgtga agtggttcac ccttgaggac caggagcctc 2820
catatcctga ctgaaaacct tttctgagac ttagagtaac agtgcttttg gttccttgag 2880
ttctcctgtc tccagatacc aaatgacct gacttttctg ccttggtgaat tcgtagtcca 2940
atcagctgaa attaaatcac ttgggagggc cgcataagaag gagctctagg aacacagtgc 3000
cagtcagaaa gtttctccag gtggcctccc tttccaacaa tgtacataat aaagtgtatg 3060
cactttcact aataaaaaaa aaaaaaaaaa aaaaaaaaaa aaaaaaaaaa 3108

```

<210> SEQ ID NO 46

<211> LENGTH: 4090

<212> TYPE: DNA

<213> ORGANISM: Homo sapiens

<220> FEATURE:

<223> OTHER INFORMATION: MAOA glucocorticoid receptor-responsive gene

<400> SEQUENCE: 46

```

gggctctccc ggagtatcag caaaagggtt cggccgccc acagtgcctg gctcccccg 60
ggtatcaaaa gaaggatcgg ctccgcccc gggtccccg ggggagtga tagaagggtc 120
cttccccccc tttgctgtcc cactcctgt gcctacgacc caggagcgtg tcagccaaag 180
catggagaat caagagaagg cgagtatgc gggccacatg ttcgacgtag tcgtgatcgg 240
aggtggcatt tcaggactat ctgctgccc actcttgact gaatatggcg ttagtgtttt 300
ggttttagaa gctcgggaca ggtttggagg aagaacatat actataagga atgagcatgt 360

```

-continued

tgattacgta gatgttggtg gagcttatgt gggaccaacc caaacagaa tcttacgctt	420
gtctaaggag ctgggcatag agacttacia agtgaatgtc agtgagcgtc tcgttcaata	480
tgtaagggg aaaacatatc catttcgggg cgcctttcca ccagtatgga atccattgc	540
atatttgat tacaataatc tgtggaggac aatagataac atggggaagg agattccaac	600
tgatgcaccc tgggaggctc aacatgctga caaatgggac aaaatgacca tgaagagct	660
cattgacaaa atctgctgga caaagactgc taggcggtt gcttatcttt ttgtgaatat	720
caatgtgacc tctgagcctc acgaagtgtc tgccctgtgg ttcttgggt atgtgaagca	780
gtgcgggggc accactcgga tattctctgt caccaatggt ggccaggaac ggaagttgt	840
agggtgatct ggtcaagtga gcgaacggat aatggacctc ctcggagacc aagtgaagct	900
gaaccatcct gtcactcacg ttgaccagtc aagtgacaac atcatcatag agacgctgaa	960
ccatgaacat tatgagtgca aatcacgtaat taatgcgatc cctccgacct tgactgcaa	1020
gattcacttc agaccagagc ttccagcaga gagaaccag ttaattcagc ggcttccaat	1080
gggagctgtc attaagtgca tgatgtatta caaggaggcc ttctggaaga agaaggatta	1140
ctgtggctgc atgatcattg aagatgaaga tgctccaatt tcaataacct tggatgacac	1200
caagccagat gggctactgc ctgccatcat gggcttcatt cttgcccgga aagctgatcg	1260
acttgctaag ctacataagg aaataaggaa gaagaaaatc tgtgagctct atgccaagt	1320
gctgggatcc caagaagctt tacatccagt gcattatgaa gagaagaact ggtgtgagga	1380
gcagtaactc gggggtgct acacggccta ctteccctc gggatcatga ctcaatatgg	1440
aagggtgatt cgtcaacccg tgggcaggat tttctttgcg ggcacagaga ctgccacaaa	1500
gtggagcggc tacatggaag gggcagttga ggctggagaa cgagcagcta gggaggtctt	1560
aaatggcttc gggaggtgga ccgagaaaga tatctgggta caagaacctg aatcaaagga	1620
cgttccagcg gtagaaatca cccacacctt ctgggaaagg aacctgcctt ctgtttctgg	1680
cctgctgaag atcattggat tttccacatc agtaactgcc ctggggtttg tgctgtacaa	1740
atacaagctc ctgccacggt cttgaagttc tgttcttatg ctctctgctc actggttttc	1800
aataccacca agaggaaaat attgacaagt ttaaaggctg tgtcattggg ccatgtttaa	1860
gtgtactgga tttactacc tttggcttaa ttccaatcat tgttaaagta aaaacaattc	1920
aaagaatcac ctaattaatt tcagtaagat caagctccat cttatctgtc agtgtagatc	1980
aactcatgtt aattgataga ataaagcctt gtgatcactt tctgaaattc acaaagttaa	2040
acgtgatgtg ctcatcagaa acaatttctg tgtcctgttt ttattccctt caatgcaaaa	2100
tacatgatga tttcagaaac aaagcatttg actttctgtc tgtggagggtg gagtaggtga	2160
aggcccagcc tgtaactgtc ctttttcttc ccttaggcaa tggggaactg tcattacaga	2220
gcctagagggc tcacagcctc ctggaggaag cagcctccac tttggatcag gaaatagtaa	2280
aggaaagcag tgttgggggt agcggcatgc agaccctcag accagaatgg ggacatcttg	2340
tggctctgtg cctcaggaat ctctgacca cttgtagtcc ctccgacttc tctagacatc	2400
tagtctcagt gctagcttat ttgtattttt cctctttcact ttcttatgga ggagagtgtt	2460
taactgagtt agaatgttga aactgacttg ctgtgactta tgtgcagctt tccagttgag	2520
cagaggaaaa tagtggcagg actgtccccc aggaggactc cctgcttagc tctgtgggag	2580
accaactacg actggcatct tctcttcccc ctggaaggca gctagacacc aatggatcct	2640
tgtcagttgt aacattctat ttcaacttca ggaaagcagc agttttcttt taattttcc	2700
tatgaccata aaattagaca tacctctcaa cttacatatg tcttcaacat ggttacctct	2760

-continued

```

gcataaatat tagcaaagca tgccaatttc tcttaagtac tgaatacat atgataaatt 2820
tgactgttat ttgttgagac tatcaaacag aaaagaaatt agggctctaa ttccttaaa 2880
gcaagctcac ttgcttagt tgtaagttt tataaaagac atgaaattga gtcattttat 2940
atatgaaaac taagtctct atcttaggag taatgtcggc ccacaagggt gccacctct 3000
tgttttcccc ttttaaaaac tcagatttt aaaagcctt tccaaagggt tcaactgtaa 3060
aatacttctt tttacaatgt atcaacatat tttatttaa ggggaattaa caattgccag 3120
ggaaaccagc caaccaagt ttattatc attaacctta tcataaatc aaacctaat 3180
tgctggacc tggtgtgagg acataaatc tccaaagtt tgctatcct aagagctgca 3240
ttttctact gctcttacc ttgcatttta gctaatttag gagttttgag aatgtattgg 3300
atacgctcca gtacataag agtgccgca tattatca gactgcttg agaaatctca 3360
tccctagtct attgcagttg tttctattag cttactgatt aactcagtc tgacacacct 3420
tttgggaaat gctgattdaa acttctaac tggcaacagt tggaacagta atcagtttgc 3480
taacatattt aaagtctga atgttgaaga actcatgta tttaccctt tcaactttt 3540
ggaaaacgat ttaatttatt ctaattagat taacctatt aatctatgga ttgggtatca 3600
aatgaatgc cagtcagat gtccttagc acgaaattgg agctgaggac tctcacgata 3660
tgcaagtcca tccaactga agataccata agctttttct ctgaaccaga gaaatgaaag 3720
tcagtttaag aggctgatag atcttggccc tgtaagcca tccacttcac agttctgaag 3780
gtgagtcag cccactcca cagttaggcc aagaattaga ttttaaaact tcatctgtct 3840
gtcccagtta actgttaaat aaggcctcat cctccactga agagtatgga ttgaaggatt 3900
gtgaactatg tttagtgtga ttgtgaactt ggtgccta atgttccatg tgaagtttgc 3960
cccagtgcta cacgttgagg tatacctatg tgtgtgctt gccactgaag taagattttg 4020
cctgtatggt actgttttgt ttgttaataa agtgcactgc ccccccaat gcaaaaaaaa 4080
aaaaaaaaa 4090

```

<210> SEQ ID NO 47

<211> LENGTH: 6784

<212> TYPE: DNA

<213> ORGANISM: Homo sapiens

<220> FEATURE:

<223> OTHER INFORMATION: glucocorticoid receptor (GR) alpha

<400> SEQUENCE: 47

```

ggcgcgcct ccaccgctc cccgctcgt cccgctcgt cgcacaggcc gggctgcct 60
ttcgcgtgct cgcgctctct tcctccgcc gccgctcct ccattttgag agctcgtgct 120
tgtgacggga gcccgagtca ccgctgccg gtcggggacg gattctgtgg gtggaaggag 180
acgccgcagc cggagcggcc gaagcagctg ggaccgggac ggggcacgcg cgcgccgaac 240
ctcgaaccgc ggagcccgcc gcggggcgga gggctgctt gtcagctggg caatgggaga 300
ctttctaaa tagggctct cccccaccc atggagaaag gggcgctgt ttacttctt 360
tttttagaaa aaaaaaatat atttcctcc tgctcctct gcgttcaca gctaagttgt 420
ttatctcggc tgcggcgga actgcccagc gtggcgggcg agcggctcct ctgccagagt 480
tgatattcac tgatggactc caaagaatca ttaactcctg gtagagaaga aaacccagc 540
agtgtgcttg ctcaggagag gggagatgtg atggacttct ataaaacct aagaggagga 600
gctactgtga aggtttctgc gtcttcacc tcaactgctg tcgcttctca atcagactcc 660

```

-continued

aagcagcgaa gacttttggg tgattttcca aaaggctcag taagcaatgc gcagcagcca	720
gatctgtcca aagcagtttc actctcaatg ggactgtata tgggagagac agaacaacaaa	780
gtgatgggaa atgacctggg attcccacag cagggccaaa tcagcctttc ctcgggggaa	840
acagacttaa agcttttggg agaaagcatt gcaaacctca ataggtcgac cagtgttcca	900
gagaacccca agagttcagc atccactgct gtgtctgctg cccccacaga gaaggagttt	960
ccaaaaactc actctgatgt atcttcagaa cagcaacatt tgaagggccca gactggcacc	1020
aacggtggca atgtgaaatt gtataccaca gaccaaagca cctttgacat tttgcaggat	1080
ttggagtttt cttctgggtc cccaggtaaa gagacgaatg agagtccttg gagatcagac	1140
ctggtgatag atgaaaactg tttgctttct cctctggcgg gagaagacga ttcattcctt	1200
ttggaaggaa actcgaatga ggactgcaag cctctcattt taccggacac taaacccaaa	1260
attaaggata atggagatct ggttttgtca agccccagta atgtaacact gccccaagtg	1320
aaaacagaaa aagaagatth catcgaactc tgcaccctcg gggtaatata gcaagagaaa	1380
ctgggcacag tttactgtca ggcaagcttt cctggagcaa atataattgg taataaatg	1440
tctgccattt ctgttcatgg tgtgagtacc tctggaggac agatgtacca ctatgacatg	1500
aatacagcat ccctttctca acagcaggat cagaagccta tttttaatgt cattccacca	1560
attcccgctg gttccgaaaa ttggaatagg tgccaaggat ctggagatga caacttgact	1620
tctctgggga ctctgaaact cctctgctga acagtttttt ctaatggcta ttcaagcccc	1680
agcatgagac cagatgtaag ctctctcca tccagctcct caacagcaac aacaggacca	1740
cctcccaaac tctgcctggg gtgctctgat gaagcttcag gatgtcatta tggagtctta	1800
acttgtggaa gctgtaaagt tttcttcaaa agagcagtgg aaggacagca caattaccta	1860
tgtgctggaa ggaatgattg catcatogat aaaattcgaa gaaaaaactg cccagcatgc	1920
cgctatcgaa aatgtcttca ggctggaatg aacctggaag ctcgaaaaac aaagaaaaaa	1980
ataaaaggaa ttcagcaggc cactacagga gtctcacaag aaacctctga aaatcctggt	2040
aacaaaaaca tagttcctgc aacggtacca caactcacc ctaccctggt gtcactgttg	2100
gaggttatg aacctgaagt gttatatgca ggatatgata gctctgttcc agactcaact	2160
tggaggatca tgactacgct caacatgta ggagggcggc aagtgattgc agcagtgaaa	2220
tgggcaaagg caataccagg tttcaggaac ttacacctgg atgaccaaat gaccctactg	2280
cagtactcct ggatgtttct tatggcattt gctctggggt ggagatcata tagacaatca	2340
agtgcaaacc tgctgtgttt tgctcctgat ctgattatta atgagcagag aatgactcta	2400
ccctgcatgt acgaccaatg taaacacatg ctgtatgttt cctctgagtt acacaggctt	2460
caggtatctt atgaagagta tctctgtatg aaaaccttac tgcttctctc ttcagttcct	2520
aaggacggtc tgaagagcca agagctatth gatgaaatta gaatgacctc catcaaagag	2580
ctagaaaaag ccattgtcaa gagggaaagga aactccagcc agaactggca gcgggtttat	2640
caactgacaa aactcttggg ttctatgcat gaagtggttg aaaatctcct taactattgc	2700
ttccaaacat ttttgataa gaccatgagt attgaattcc ccgagatgtt agctgaaatc	2760
atcaccaatc agataccaaa atattcaaat ggaaatatca aaaaactctc gtttcatcaa	2820
aagtgactgc cttaataaga atgggtgcct taaagaaagt cgaattaata gcttttattg	2880
tataaactat cagtttgtcc tgtagagggt ttgtgttttt attttttatt gttttcatct	2940
gttgttttgt tttaaatag cactacatgt ggtttataga gggccaagac ttggcaacag	3000
aagcagttga gtcgtcatca cttttcagtg atgggagagt agatggtgaa atttattagt	3060

-continued

taatatatcc cagaaattag aaaccttaat atgtggacgt aatctccaca gtcaaagaag	3120
gatggcaccct aaaccaccag tgcccaaagt ctgtgtgatg aactttctct tcatactttt	3180
tttcacagtt ggctggatga aattttctag actttctgtt ggtgtatccc cccctgtat	3240
agttaggata gcatttttga tttatgcatg gaaacctgaa aaaaagtta caagtgata	3300
tcagaaaagg gaagttgtgc cttttatagc tattactgtc tggttttaac aatttccttt	3360
atatttagtg aactacgctt gctcattttt tcttacataa ttttttattc aagttattgt	3420
acagctgttt aagatgggca gctagttcgt agctttccca aataaactct aaacattaat	3480
caatcatctg tgtgaaaatg ggttgggtct tctaactga tggcacttag ctatcagaag	3540
accacaaaaa ttgactcaaa tctccagtat tcttgtcaaa aaaaaaaaa aaaaagtca	3600
tattttgtat atatctgctt cagtggagaa ttatataggt tgtgcaaatt aacagtcta	3660
actggtatag agcacctagt ccagtgacct gctgggtaaa ctgtggatga tggttgcaaa	3720
agactaattt aaaaaataac taccaagagg cctgtctgt acctaacgcc ctatttttgc	3780
aatggctata tggcaagaaa gctggtaaac tatttgcctt tcaggacctt ttgaagtagt	3840
ttgtataact tcttaaaagt tgtgattcca gataaccagc tgtaacacag ctgagagact	3900
tttaatcaga caaagtaatt cctctcacta aactttacc aaaaactaaa tctctaata	3960
ggcaaaaatg gctagacacc cattttcaca ttcccatctg tcaccaattg gttaatcttt	4020
cctgatggta caggaaagct cagctactga tttttgtgat ttagaactgt atgtcagaca	4080
tccatgtttg taaaactaca catcccta atgtgtccata gagtttaaca caagtctctg	4140
gaatttcttc actgttgaaa attattttaa acaaaataga agctgtagta gccctttctg	4200
tgtgcacctt accaacttct tgtaaactca aaacttaaca tattactaa gccacaagaa	4260
atgtgatttc tattcaaggt ggccaaatta tttgtgta atgaaaactga aaatctaata	4320
ttaaaaatat ggaacttcta atatattttt atatttagtt atagtctcag atatatatca	4380
tattggattt cactaatctg ggaagggag ggctactgca gctttacatg caatttatta	4440
aaatgattgt aaaatagctt gtatagtgt aataagaat gatttttaga tgagattgtt	4500
ttatcatgac atgttatata tttttgttag gggcacaaga aatgctgatg gataacctat	4560
atgatttata gtttgtacat gcattcatac aggcagcgat ggtctcagaa accaaacagt	4620
ttgctctagg ggaagagggg gatggagact ggtcctgtgt gcagtgaagg ttgctgaggc	4680
tctgaccag tgagattaca gaggaagtta tccctcgcct cccattctga ccaccctct	4740
cattccaaca gtgagtctgt cagcgcaggt ttagtttact caatctccc ttgcaactaaa	4800
gtatgtaaag tatgtaaaca ggagacagga aggtgggtct tacatcctta aaggcaccat	4860
ctaatagcgg gttactttca catacagccc tccccagca gttgaatgac aacagaagct	4920
tcagaagttt ggcaatagtt tgcatagagg taccagcaat atgtaaatag tgcagaatct	4980
cataggttgc caataatata ctaattcctt tctatcctac aacaagatt tatttccaaa	5040
taaaatgagg acatgttttt gttttctttg aatgcttttt gaatgttatt tgttattttc	5100
agtatttttg agaaattatt taataaaaa acaatcattt gctttttgaa tgetctctaa	5160
aagggatgt aatattttta gatggtgtgt aaccggctg gataaatttt tgggtgcctaa	5220
gaaaactgct tgaatattct tatcaatgac agtgtaagt ttcaaaaaga gcttctaaaa	5280
cgtagattat cattccttta tagaatgtta tgtggttaaa accagaaagc acatctcaca	5340
cattaatctg attttcatcc caacaatctt ggcgctcaaa aaatagaact caatgagaaa	5400

-continued

```

aagaagatta tgtgcacttc gttgtcaata ataagtcaac tgatgctcat cgacaactat 5460
aggaggcctt tcattaaatg ggaagaag ctgtgccctt ttaggatcag tgggggaaaa 5520
gaaagtcac ttaattatgt ttaattgtgg atttaagtgc tatatggtgg tgctgtttga 5580
aagcagattt atttccatg tatgtgttat ctggccatcc caaccacaac tgttgaagt 5640
tgtagtaact tcagtggag tgggttactc acaacaaatc ctgaaaagta tttttagtg 5700
ttgtaggat tctgtgggat actatacaag cagaactgag gcacttagga cataacactt 5760
ttgggtata tatatccaaa tgcctaaaac tatgggagga aaccttggcc accccaaaag 5820
gaaaactaac atgatttggt tctatgaagt gctggataat tagcatggga tgagctctgg 5880
gcatgccatg aaggaaagcc acgctccctt cagaattcag aggcaggagg caattccagt 5940
ttcacctaag tctcataatt ttagttccct tttaaaaacc ctgaaaacta catcaccatg 6000
gaatgaaaa tattgttata caatacattg atctgtcaaa ctccagaac catggtagcc 6060
ttcagtgaga tttccatcct ggctggtcac tccctgactg tagctgtagg tgaatgtgtt 6120
tttgtgtgtg tgtgtctggt tttagtgtca gaagggaaat aaaagtgtaa ggaggacact 6180
ttaaacctt tgggtggagt ttcgtaattt cccagactat tttcaagca cctggtcac 6240
ccaggattag tgaccagggt ttcaggaaag gatttgcctc tctctagaaa atgtctgaaa 6300
ggattttatt ttctgatgaa aggctgtatg aaaatccct cctcaataa cttgctaac 6360
tacatataga ttcaagtgt tcaatattct atttgtata ttaaatgcta tataatgggg 6420
acaaatctat attatactgt gtatggcatt attaagaagc tttttcatta tttttatca 6480
cagtaatttt aaaatgtgta aaaattaaaa ccagtgactc ctgttataaa ataaaagttg 6540
tagtttttta ttcagtctga ataataatct gtagtataaa aaaaagtgtc tttttaccta 6600
cgcagtgaaa tgtcagactg taaaacctg tgtggaaatg ttaactttt atttttcat 6660
ttaaatttgc tgttctggta ttaccaaacc acacatttgt accgaattgg cagtaaatgt 6720
tagccattta cagcaatgcc aaatatggag aaacatcata ataaaaaat ctgctttttc 6780
atta 6784

```

<210> SEQ ID NO 48

<211> LENGTH: 4154

<212> TYPE: DNA

<213> ORGANISM: Homo sapiens

<220> FEATURE:

<223> OTHER INFORMATION: glucocorticoid receptor (GR) beta

<400> SEQUENCE: 48

```

ggcgccgct ccaccgctc cccgctcggg cccgctcgtc cgcccaggcc gggctgcct 60
ttcgcgtgtc cgcgctctct tccctccgcc gccgcctcct ccattttgcg agctcgtgtc 120
tgtgacggga gcccgagtc cccctgcc ctcggggacg gattctgtgg gtggaaggag 180
acgccgcagc cggagcggcc gaagcagctg ggaccgggac ggggcacgcg cgcccggaac 240
ctcgaccgcg ggagcccggc gcggggcgga gggctggctt gtcagctggg caatgggaga 300
ctttctaaa tagggctct cccccacc atggagaaag gggcggtgtt ttacttctt 360
tttttagaaa aaaaaatat atttccctcc tgctcctctc gcgttcacaa gctaagtgt 420
ttatctcggc tgcggcgga actgcggaag gtggcgggcg agcggctcct ctgccagagt 480
tgatattcac tgatggactc caaagaatca ttaactcctg gtagagaaga aaaccacg 540
agtgtgcttg ctcaggagag gggagatgtg atggacttct ataaaacct aagaggagga 600
gctactgtga aggtttctgc gtcttcacc tcaactggtg tcgcttctca atcagactcc 660

```

-continued

aagcagcgaa gacttttggg tgattttcca aaaggctcag taagcaatgc gcagcagcca	720
gatctgtcca aagcagtttc actctcaatg ggactgtata tgggagagac agaacaacaaa	780
gtgatgggaa atgacctggg attcccacag cagggccaaa tcagcctttc ctgggggaa	840
acagacttaa agcttttggg agaaagcatt gcaaacctca ataggctcag cagtgttcca	900
gagaacccca agagttcagc atccactgct gtgtctgctg cccccacaga gaaggagttt	960
ccaaaaactc actctgatgt atcttcagaa cagcaacatt tgaagggcca gactggcacc	1020
aacggtggca atgtgaaatt gtataccaca gaccaaagca cctttgacat tttgaggat	1080
ttggagtttt cttctgggtc cccaggtaaa gagacgaatg agagtccttg gagatcagac	1140
ctggtgatag atgaaaactg tttgctttct cctctggcgg gagaagcga ttcattcctt	1200
ttggaaggaa actcgaatga ggactgcaag cctctcattt taccggacac taaacccaaa	1260
attaaggata atggagatct ggttttgtca agccccagta atgtaacact gccccaagtg	1320
aaaacagaaa aagaagatth catcgaactc tgcaccctcg gggtaatata gcaagagaaa	1380
ctgggcacag tttactgtca ggcaagcttt cctggagcaa atataattgg taataaaatg	1440
tctgccattt ctgttcatgg tgtgagtacc tctggaggac agatgtacca ctatgacatg	1500
aatacagcat ccctttctca acagcaggat cagaagccta tttttaatgt cattccacca	1560
attcccgttg gttccgaaaa ttggaatagg tgccaaggat ctggagatga caacttgact	1620
tctctgggga ctctgaactt ccctggtcga acagtttttt ctaatggcta ttcaagcccc	1680
agcatgagac cagatgtaag ctctcctcca tccagctcct caacagcaac aacaggacca	1740
cctcccacac tctgcctggt gtgctctgat gaagcttcag gatgtcatta tggagtotta	1800
acttgtggaa gctgtaaagt tttcttcaaa agagcagtgg aaggacagca caattacta	1860
tgtgctggaa ggaatgatg catcatcgat aaaattcgaa gaaaaaactg cccagcatgc	1920
cgctatcgaa aatgtcttca ggtgggaatg aacctggaag ctcgaaaaac aaagaaaaaa	1980
ataaaaggaa ttcagcaggc cactacagga gtctcacaag aaacctctga aaatcctggt	2040
aacaaaacaa tagttcctgc aacgttacca caactcacc ctaacctggt gtcactgttg	2100
gaggttattg aacctgaagt gttatatgca ggatatgata gctctgttcc agactcaact	2160
tggaggatca tgactacgct caacatgta ggagggcggc aagtgattgc agcagtgaaa	2220
tgggcaaagg caataccagg tttcaggaac ttacacctgg atgaccaa atgaccactg	2280
cagtactcct ggatgtttct tatggcattt gctctggggt ggagatcata tagacaatca	2340
agtgcaaac tgctgtgttt tgctcctgat ctgattatta atgagcagag aatgactcta	2400
ccctgcatgt acgaccaatg taaacacatg ctgtatgttt cctctgagtt acacaggctt	2460
caggtatctt atgaagagta tctctgtatg aaaaccttac tgcttctctc ttcagttcct	2520
aaggacggtc tgaagagcca agagctatth gatgaaatta gaatgacct caacaaagag	2580
ctaggaaaag ccattgtcaa gagggaagga aactccagcc agaactggca gcggttttat	2640
caactgacaa aactcttggg ttctatgcat gaaaatgta tgtgggttaa accagaaagc	2700
acatctcaca cattaatctg attttcatcc caacaactt ggcgctcaaa aaatagaact	2760
caatgagaaa aagaagatta tgtgcacttc gttgtcaata ataagtcaac tgatgctcat	2820
cgacaactat aggaggcttt tcattaaatg gaaaagaag ctgtgcctt ttaggatagc	2880
tgggggaaaa gaaagtcatc ttaattatgt ttaattgtgg atttaagtgc tatatggtg	2940
tgctgtttga aagcagatth atttctatg tatgtgtat ctggccatcc caacccaaac	3000

-continued

```

tgttgaagtt tgtagtaact tcagtgagag ttggttactc acaacaaatc ctgaaaagta 3060
tttttagtgt ttgtaggat tctgtgggat actatacaag cagaactgag gcacttagga 3120
cataacactt ttgggtata tatatccaaa tgcctaaaac tatgggagga aaccttgcc 3180
accccaaaag gaaaactaac atgatttgtg tctatgaagt gctggataat tagcatggga 3240
tgagctctgg gcatgccatg aaggaaagcc acgctccctt cagaattcag aggcaggag 3300
caattccagt ttcacctaag tctcataatt ttagttccct tttaaaaacc ctgaaaacta 3360
catcaccatg gaatgaaaaa tattgttata caatacattg atctgtcaaa cttccagaac 3420
catggtagcc ttcagtgaga tttccatctt ggctgggcac tccctgactg tagctgtagg 3480
tgaatgtggt tttgtgtgtg tgtgtctggt tttagtgtca gaagggaaat aaaagtgtaa 3540
ggaggacact ttaaaccctt tgggtggagt ttcgtaattt cccagactat tttcaagcaa 3600
cctggtccac ccaggattag tgaccagggt ttcaggaaag gatttgcttc tctctagaaa 3660
atgtctgaaa ggattttatt tctgatgaa aggctgtatg aaaataccct cctcaataa 3720
cttgcttaac tacatataga ttcaagtgtg tcaatattct atttgtata ttaaagtcta 3780
tataatgggg acaaatctat attatactgt gtatggcatt attaagaagc ttttccatta 3840
ttttttatca cagtaatttt aaaatgtgta aaaattaaaa ccagtgactc ctgtttaaaa 3900
ataaaagttg tagtttttta ttcatgctga ataataatct gtagttaaaa aaaaagtgtc 3960
tttttaccta cgcagtgaaa tgcagactg taaaaccttg tgtggaaatg ttttaacttt 4020
attttttcat ttaaatttgc tgttctggta ttaccaaacc acacatttgt accgaattgg 4080
cagtaaagt tagccattta cagcaatgcc aaatatggag aaacatcata ataaaaaat 4140
ctgctttttc atta 4154

```

<210> SEQ ID NO 49

<211> LENGTH: 6330

<212> TYPE: DNA

<213> ORGANISM: Homo sapiens

<220> FEATURE:

<223> OTHER INFORMATION: nuclear receptor subfamily 3, group A, member 1, transcript variant 4 (NR3A1), estrogen receptor (ESR1, ER, ESR, ESRA, ESTR) cDNA (complete)

<400> SEQUENCE: 49

```

aggagctggc ggaggggcgtt cgtcctggga ctgcacttgc tcccgctcggg tcgcccggct 60
tcaccggacc cgcaggctcc cggggcaggg ccggggccag agctcgcgtg tcggcgggac 120
atgcgctcgc tcgcctctaa cctcgggctg tgcctttttt ccagggtggc cgcgggtttc 180
tgagccttct gccctgcggg gacacgggtc gcacctgcc cggggccacg gaccatgacc 240
atgacctcc acaccaagc atctgggatg gccctactgc atcagatcca agggaacgag 300
ctggagcccc tgaaccgtcc gcagctcaag atccccctgg agcggccccct gggcgagggtg 360
tacctggaca gcagcaagcc cgcctgttac aactaccccg agggcgccgc ctacgagttc 420
aacgcccggg ccgcccgaac cgcgcaggtc tacggtcaga ccggcctccc ctacggcccc 480
gggtctgagg ctgcggcgtt cggtccaac ggcctggggg gtttcccccc actcaacagc 540
gtgtctccga gcccgctgat gctactgcac ccgcccgcgc agctgtcggc tttcctgcag 600
ccccacggcc agcagggtcc ctactacctg gagaacgagc ccagcggcta cacgggtcgc 660
gaggccggcc cgcggcatt ctacaggcca aattcagata atcgacgcca ggggtgcaga 720
gaaagattgg ccagtaccaa tgacaagga agtatggcta tggaaatctc caaggagact 780
cgctactgtg cagtgtgcaa tgactatgct tcaggctacc attatggagt ctggtcctgt 840

```


-continued

gagggctgca aggccttctt caagagaagt attcaaggac ataacgacta tatgtgtcca	900
gccaccaacc agtgcaccat tgataaaaac aggaggaaga gctgccaggc ctgccggtc	960
cgcaaatgct acgaagtggg aatgatgaaa ggtgggatac gaaaagaccg aagaggagg	1020
agaatgttga aacacaagcg ccagagagat gatggggagg gcaggggtga agtgggtct	1080
gctggagaca tgagagctgc caaccttgg ccaagccgc tcatgatcaa acgctctaag	1140
aagaacagcc tggccttgc cctgacggcc gaccagatgg tcagtgcctt gttggatgct	1200
gagccccca tactctatct cgagtatgat cctaccagac ccttcagtga agcttcgatg	1260
atgggcttac tgaccaacct ggcagacagg gagctggttc acatgatcaa ctgggcgaag	1320
agggtgccag gctttgtgga tttgacctc catgatcagg tccacctct agaatgtgcc	1380
tggetagaga tcctgatgat tggctctgtc tggcgctcca tggagcacc agggaagcta	1440
ctgtttgctc ctaacttgc cttggacagg aaccaggaa aatgtgtaga gggcatggtg	1500
gagatcttcg acatgctgct ggctacatca tctcggttcc gcatgatgaa tctgcagga	1560
gaggagtgtg tgtgcctcaa atctattatt ttgcttaatt ctggagtga cacatttctg	1620
tccagcacc tgaagtctct ggaagagaag gaccatatcc accgagctct ggacaagatc	1680
acagacactt tgatccacct gatggccaag gcaggcctga ccctgcagca gcagcaccag	1740
cggtggccc agctcctct catcctctcc cacatcaggc acatgagtaa caaaggcatg	1800
gagcatctgt acagcatgaa gtgcaagaac gtggtgcccc tctatgacct gctgctggag	1860
atgctggacg cccaccgct acatgcgccc actagccgtg gaggggcatc cgtggaggag	1920
acggacaaa gccacttggc cactgocggc tctacttcat cgcattcctt gcaaaagtat	1980
tacatcacgg gggaggcaga gggtttccct gccacggtct gagagctccc tggctcccac	2040
acggttcaga taatccctgc tgcattttac cctcatcatg caccacttta gccaaattct	2100
gtctcctgca tacactcgg catgcatcca acaccaatgg ctttctagat gagtggccat	2160
tcatttgctt gctcagttct tagtggcaca tcttctgtct tctgttggga acagccaaag	2220
ggattccaag gctaaatctt tgtaacagct ctcttcccc cttgctatgt tactaagcgt	2280
gaggattccc gtatgctctc acagctgaac tcagtctatg ggttggggct cagataactc	2340
tgtgcattta agctacttgt agagaccag gcctggagag tagacatttt gcctctgata	2400
agcacttttt aaatggctct aagaataagc cacagcaaag aatttaaagt ggctccttta	2460
attggtgact tggagaaagc taggtcaagg gtttattata gcacctctt gtattcctat	2520
ggcaatgcat ccttttatga aagtgttaca ccttaaagct tttatatgac tgtagcagag	2580
tatctggtga ttgtcaatc attcccccta taggaataca aggggcacac agggaaggca	2640
gatccccag ttggcaagac tattttaact tgatacactg cagattcaga tgtgctgaaa	2700
gctctgcctc tggctttccg gtcatgggtt ccagttaatt catgcctccc atggacctat	2760
ggagagcagc aagtgtatct tagttaagtc tccctatatg agggataagt tcctgatttt	2820
tgtttttatt tttgtgttac aaaagaaagc cctccctccc tgaacttgca gtaaggtcag	2880
cttcaggacc tgttccagtg ggcactgtac ttggatcttc ccggcgtgtg tgtgccttac	2940
acaggggtga actgttctact gtggtgatgc atgatgaggg taaatggtag ttgaaaggag	3000
cagggccct ggtgttgcac ttgcccctgg ggcattggagc tgaacagtac ttgtgcagga	3060
ttgttgtggc tactagagaa caagaggaa agtagggcag aaactggata cagttctgag	3120
gcacagccag acttgcctcag ggtggccctg ccacaggctg cagctacctt ggaacattcc	3180

-continued

ttgcagaccc	cgcattgccc	tttgggggtg	ccctgggata	cctggggtag	tccagctctt	3240
cttcatttcc	cagcgtggcc	ctggttggaa	gaagcagctg	tcacagctgc	tgtagacagc	3300
tgtgttccta	caattggccc	agcacccctg	ggcacgggag	aagggtgggg	accgttgctg	3360
tcactactca	ggctgactgg	ggcctggtea	gattacgtat	gcccttggtg	gtttagagat	3420
aatccaaaat	cagggtttgg	tttggggaag	aaaatcctcc	cccttctccc	cccgccccgt	3480
tcctaccgc	ctccactcct	gccagctcat	ttccttcaat	ttcctttgac	ctataggcta	3540
aaaaagaaag	gctcattcca	gccacagggc	agccttccct	gggcctttgc	ttctctagca	3600
caattatggg	ttacttccct	tttcttaaca	aaaaagaatg	tttgatttcc	tctgggtgac	3660
cttattgtct	gtaattgaaa	ccctattgag	aggatgatgc	tgtgttagcc	aatgaccag	3720
gtgagctgct	cgggcttctc	ttggatgtc	ttgtttgaa	aagtggattt	cattcatttc	3780
tgattgtcca	gttaagtgat	caccaagga	ctgagaatct	gggagggcaa	aaaaaaaaaa	3840
aaagttttta	tgtgcactta	aatttgggga	caattttatg	tatctgtgtt	aaggatattg	3900
ttaagaacat	aattcttttg	ttgctgtttg	tttaagaagc	accttagttt	gtttaagaag	3960
caccttatat	agtataatat	atattttttt	gaaattacat	tgcttgttta	tcagacaatt	4020
gaatgtagta	attctgttct	ggatttaatt	tgactggggt	aacatgcaaa	aaccaaggaa	4080
aaatatttag	tttttttttt	tttttttgta	tacttttcaa	gctaccttgt	catgtataca	4140
gtcatttatg	cctaaagcct	ggtgattatt	catttaaatg	aagatcacat	ttcatatcaa	4200
cttttgtatc	cacagtagac	aaaatagcac	taatccagat	gcctattggt	ggatactgaa	4260
tgacagacaa	tcttatgtag	caaagattat	gcctgaaaag	gaaaattatt	cagggcagct	4320
aattttgctt	ttacaaaat	atcagtagta	atatttttgg	acagtagcta	atgggtcagt	4380
gggttctttt	taatgtttat	acttagattt	tcttttaaaa	aaattaaaa	aaaacaaaa	4440
aaaatttcta	ggactagacg	atgtaatacc	agctaaagcc	aaacaattat	acagtggaag	4500
gttttacatt	attcatccaa	tgtgtttcta	ttcatgttaa	gatactacta	catttgaagt	4560
gggcagagaa	catcagatga	ttgaaatggt	cgcccagggg	tctccagcaa	ctttggaaat	4620
ctctttgtat	tttacttga	agtgccacta	atggacagca	gatattttct	ggctgatggt	4680
ggtattgggt	gtaggaacat	gatttaaaaa	aaaactcttg	cctctgcttt	ccccactct	4740
gaggcaagtt	aaaatgtaaa	agatgtgatt	tatctggggg	gctcagggat	ggtggggaag	4800
tggattcagg	aatctgggga	atggcaaata	tattaagaag	agtattgaaa	gtatttggag	4860
gaaaatggtt	aattctgggt	gtgcaccagg	gttcagtaga	gtccacttct	gccctggaga	4920
ccacaaatca	actagctcca	tttacagcca	tttctaaaa	ggcagcttca	gttctagaga	4980
agaaagaaca	acatcagcag	taaagtccat	ggaatagcta	gtggtctgtg	tttcttttcg	5040
ccattgccta	gcttgccgta	atgattctat	aatgccatca	tgacgcaatt	atgagaggct	5100
aggatcatcca	aagagaagac	cctatcaatg	taggttgcaa	aatctaacc	ctaagggaag	5160
gcagctcttg	atttgatttc	cctagtaacc	ttgcagatat	gtttaaccaa	gccatagccc	5220
atgccttttg	aggctgaac	aaataaggga	cttactgata	atttactttt	gatcacatta	5280
agggtgtctc	accttgaat	cttatacact	gaaatggcca	ttgatttagg	ccactggctt	5340
agagtactcc	ttcccctgca	tgacactgat	tacaaaact	ttcctattca	tactttccaa	5400
ttatgagatg	gactgtgggt	actgggagtg	atcactaaca	ccatagtaat	gtetaatatt	5460
cacaggcaga	tctgcttggg	gaagctagtt	atgtgaaagg	caaatagagt	catacagtag	5520
ctcaaaaggc	aaccataatt	ctctttggtg	caggtcttgg	gagcgtgatc	tagattacac	5580

-continued

tgcaccattc ccaagttaat ccctgaaaa ctactctca actggagcaa atgaactttg	5640
gtcccaaata tccatctttt cagtagcgtt aattatgctc tgtttccaac tgcatttctc	5700
ttccaattga attaaagtgt ggctcgttt ttagtcattt aaaattgttt tctaagtaat	5760
tgctgcctct attatggcac ttcaattttg cactgtcttt tgagattcaa gaaaaatttc	5820
tattcttttt tttgcatcca attgtgctg aacttttaaa atatgtaaat gctgccatgt	5880
tccaaaccca tcgctcagtg gtgtgttttag agctgtgcac cctagaaaca acatattgtc	5940
ccatgagcag gtgctgaga cacagacccc tttgcatcca cagagaggtc attggttata	6000
gagacttgaa ttaataagtg acattatgcc agtttctgtt ctctcacagg tgataaacia	6060
tgctttttgt gcactacata ctcttcagtg tagagctctt gttttatggg aaaaggtcca	6120
aatgccaaat tgtgtttgat ggattaatat gcccttttgc cgatgcatac tattactgat	6180
gtgactcggg tttgtcgcag ctttgctttg tttaatgaaa cacacttgta aacctctttt	6240
gcactttgaa aaagaatcca gcgggatgct cgagcacctg taaacaattt tctcaaccta	6300
tttgatgttc aaataaagaa ttaactaaa	6330

25

What is claimed is:

1. A method for evaluating a patient with breast cancer comprising:

(a) measuring levels of glucocorticoid receptor (GR) in primary breast cancer cells from a biological sample from the patient with breast cancer;

(b) determining estrogen receptor (ER) status of breast cancer cells from the patient;

(c) comparing the levels of GR from step (a) to a threshold activity level of GR derived from a cohort of at least 200 test individuals with breast cancer having a negative ER status and whose rate of breast cancer recurrence is known; and

(d) identifying the patient as having or not having a risk factor for cancer recurrence based on a comparison of the measurements in step (a) to the cohort of test individuals.

2. The method of claim 1, wherein the ER status of the breast cancer cells from the patient is obtained by measuring the level of estrogen receptor expression from the biological sample from the patient.

3. The method of claim 1, further comprising determining the patient as ER+ or ER- based on the level of estrogen receptor expression and a predetermined threshold value for ER expression.

4. The method of claim 3, wherein the predetermined threshold value for ER expression identifies a patient as ER+ if the patient's ER expression level is in the 25th percentile or greater compared to a normalized sample.

5. The method of claim 4, wherein the normalized sample is based on a thousand or more breast cancer samples.

6. The method of claim 3, further comprising categorizing the patient as GR+ or GR- based on a predetermined threshold value for GR activity level.

7. The method of claim 6, wherein the predetermined threshold value for GR activity identifies a patient as GR+ if the patient is ER- and GR level is in the 65th percentile or greater compared to a normalized sample.

8. The method of claim 1, wherein the level of GR is assayed by measuring the level of GR expression.

9. The method of claim 8, wherein GR expression is GR transcript expression.

10. The method of claim 8, wherein GR expression is GR protein expression.

11. The method of claim 1, wherein the level of GR is measured by assaying the expression level of one or more GR-responsive genes.

12. The method of claim 11, wherein the GR responsive gene is MCL1, SAP30, DUSP1, SGK1, SMARCA2, PTGDS, TNFRSF9, SFN, LAPTMS, GPSM2, SORT1, DPT, NRP1, ACSL5, BIRC3, NNMT, IGFBP6, PLXNC1, SLC46A3, C14orf139, PIAS1, IDH2, SERPINF1, ERBB2, PECAM1, LBH, ST3GAL5, IL1R1, BIN1, WIPF1, TFPI, FN1, FAM134A, NRIP1, RAC2, SPP1, PHF15, BTN3A2, SESN1, MAP3K5, DPYSL2, SEMA4D, STOM, or MAOA.

13. The method of claim 1, further comprising treating the patient for breast cancer.

14. The method of claim 13, wherein the patient is treated with more than one type of cancer therapy.

15. The method of claim 14, wherein the patient is treated with at least two of the following: radiation, chemotherapy, or a biologic.

16. The method of claim 15, wherein the biologic is an anti-angiogenic agent.

17. The method of claim 13, wherein the patient is treated with a more aggressive therapy than the patient would have been treated with if the patient had not been categorized as ER- and having a GR level in the 65th percentile or above.

18. The method of claim 17, wherein the patient is treated with a therapy comprising an anti-angiogenic agent.

19. The method of claim 18, wherein the therapy further comprises a chemotherapeutic agent in addition to the anti-angiogenic agent.

20. The method of claim 17, wherein the therapy comprises a kinase inhibitor.

21. The method of claim 17, wherein the therapy comprises radiation.

22. The method of claim 13, wherein treating the patient comprises administering a glucocorticoid antagonist.

23. A method for evaluating a patient with breast cancer comprising:

- (a) measuring levels of glucocorticoid receptor (GR) of primary breast cancer cells from a biological sample from the patient with breast cancer;
- (b) determining estrogen receptor (ER) status of the primary breast cancer cells from the patient; and 5
- (c) comparing the levels of GR from step (a) to a threshold activity level of GR in primary breast cancers derived from a cohort of at least 200 test individuals with breast cancer having a negative ER status and whose rate of breast cancer recurrence is known. 10

24. A method for evaluating a patient with breast cancer comprising:

- (a) obtaining a biological sample from the patient containing primary breast cancer cells;
- (b) measuring levels of glucocorticoid receptor (GR) of 15 the primary breast cancer cells;
- (c) determining estrogen receptor (ER) status of the primary breast cancer as either positive or negative;
- (d) obtaining a threshold activity level of GR from primary breast cancer cells derived from a cohort of at 20 least 200 test individuals with breast cancer having a negative ER status and whose rate of breast cancer recurrence is known; and
- (e) comparing the levels of GR from step (b) and step (c) to the threshold activity level of GR from step (d). 25

* * * * *