



US 20200030344A1

(19) **United States**

(12) **Patent Application Publication**

PAN et al.

(10) **Pub. No.: US 2020/0030344 A1**

(43) **Pub. Date: Jan. 30, 2020**

(54) **METHODS AND COMPOSITIONS RELATED TO GLUCOCORTICOID RECEPTOR ANTAGONISTS AND BREAST CANCER**

A61K 31/337 (2006.01)

A61K 31/357 (2006.01)

A61K 31/4745 (2006.01)

A61K 31/7068 (2006.01)

(71) Applicant: **The University of Chicago**, Chicago, IL (US)

A61K 33/24 (2006.01)

A61K 39/395 (2006.01)

A61N 5/00 (2006.01)

(72) Inventors: **Deng PAN**, Chicago, IL (US); **Masha KOCHERGINSKY**, Chicago, IL (US); **Suzanne D. CONZEN**, Park Ridge, IL (US)

A61J 1/00 (2006.01)

A61K 31/567 (2006.01)

A61K 31/58 (2006.01)

(21) Appl. No.: **16/596,342**

(52) **U.S. Cl.**

CPC *A61K 31/575* (2013.01); *A61K 45/06*

(2013.01); *A61K 31/282* (2013.01); *A61K*

31/337 (2013.01); *A61K 31/357* (2013.01);

A61K 31/4745 (2013.01); *A61K 31/58*

(2013.01); *A61K 33/24* (2013.01); *A61K*

39/3955 (2013.01); *A61N 5/00* (2013.01);

A61J 1/00 (2013.01); *A61K 31/567* (2013.01);

A61K 31/7068 (2013.01)

(22) Filed: **Oct. 8, 2019**

Related U.S. Application Data

(63) Continuation of application No. 15/448,827, filed on Mar. 3, 2017, now Pat. No. 10,441,596, which is a continuation of application No. 14/296,127, filed on Jun. 4, 2014, now Pat. No. 9,623,032, which is a continuation of application No. 14/172,051, filed on Feb. 4, 2014, now Pat. No. 9,149,485, which is a continuation of application No. 13/071,363, filed on Mar. 24, 2011, now Pat. No. 8,710,035.

(57)

ABSTRACT

(60) Provisional application No. 61/317,182, filed on Mar. 24, 2010.

Embodiments of the invention are directed to methods of determining the prognosis of a breast cancer patient by evaluating the activity of the glucocorticoid receptor in tumor cells. Other embodiment include methods of treating breast cancer cells, particularly, chemo-resistant cells, with a glucocorticoid receptor antagonist and an anticancer agent or compound.

Publication Classification

Specification includes a Sequence Listing.

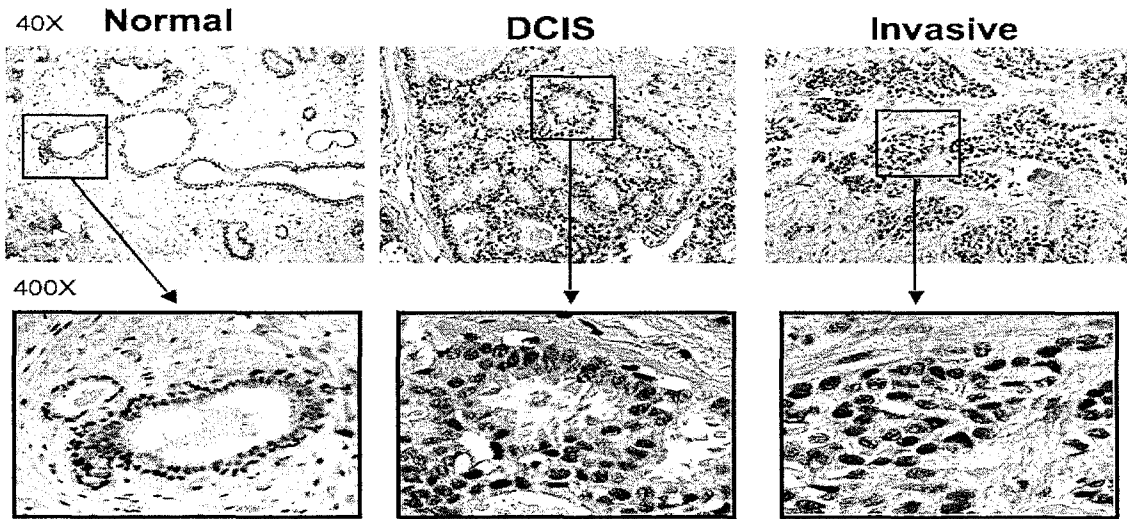
(51) **Int. Cl.**

A61K 31/575 (2006.01)

A61K 45/06 (2006.01)

A61K 31/282 (2006.01)

**Primary human breast ductal epithelium, DCIS (60%)
invasive human cancers (~30-40%) exhibit significant
glucocorticoid receptor expression**



Boleva et al, *Breast Cancer Treatment and Research*, 2008

FIG. 1

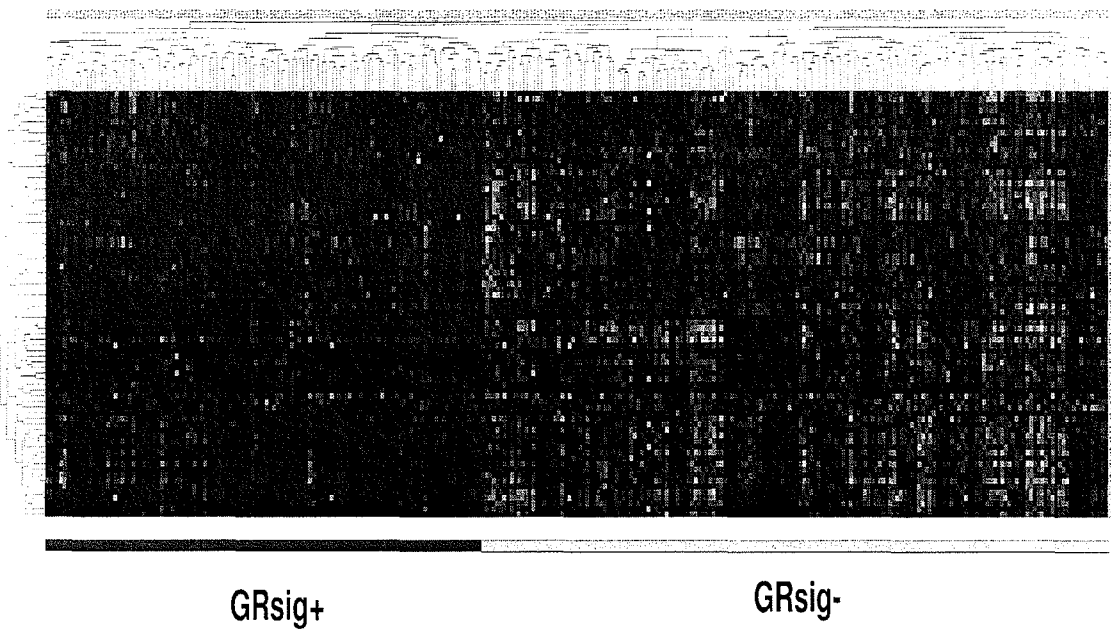


FIG. 2

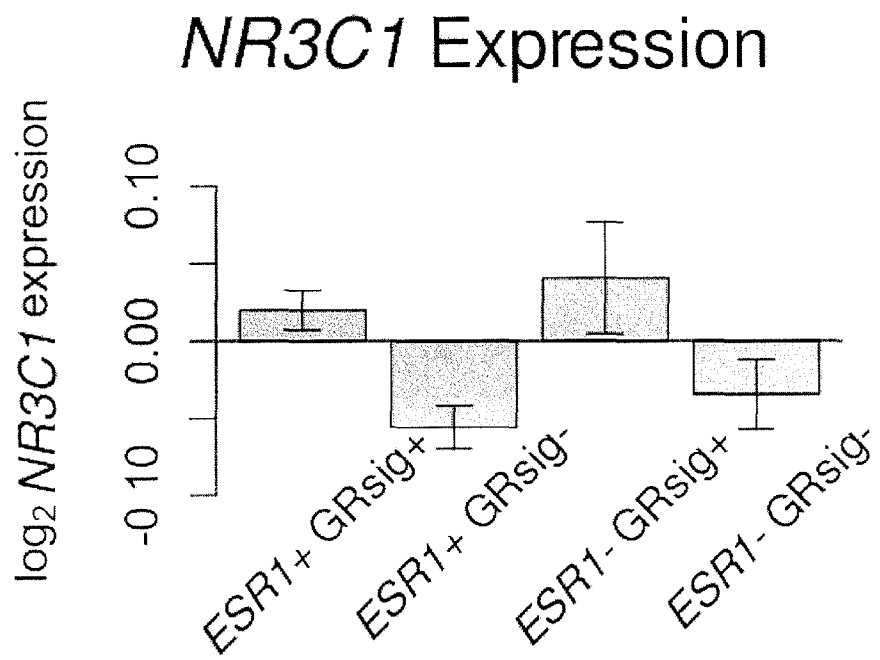


FIG. 3

NKI-295 RFS by Signiture

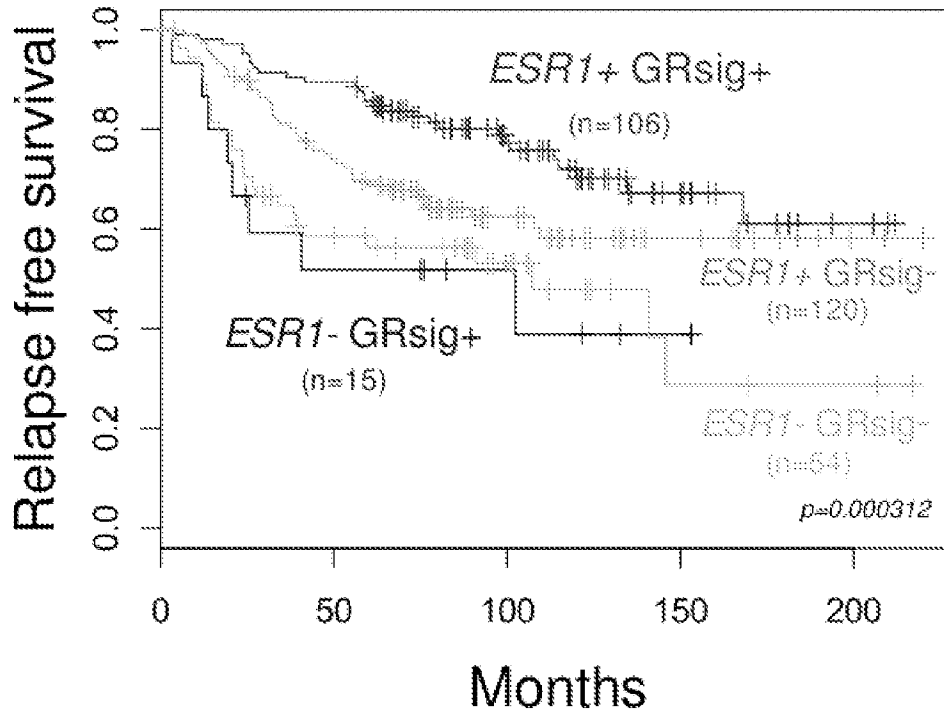


FIG. 4

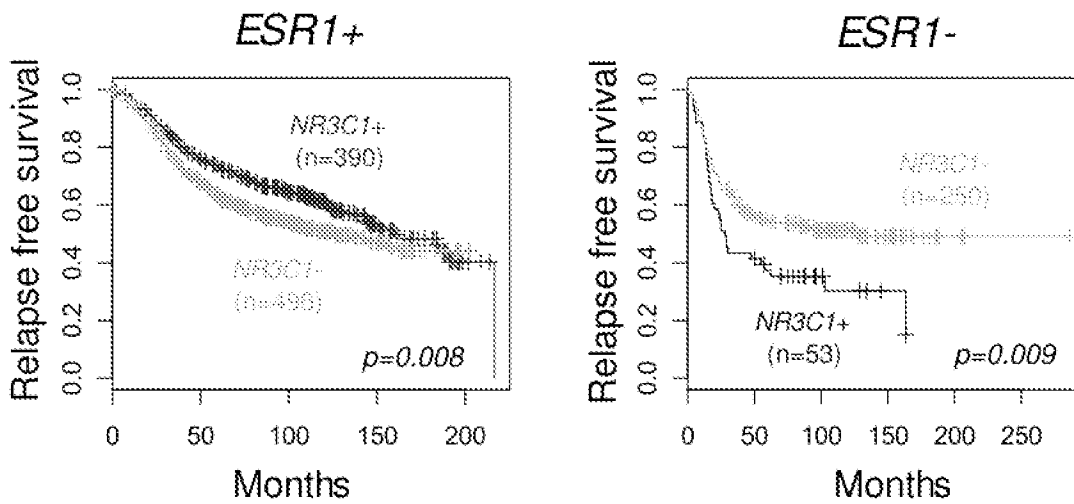


FIG. 5


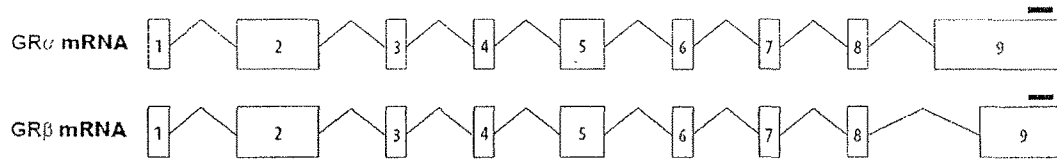


FIG. 6



Query = GR alpha
Length=6784

18665 = GR beta

ALIGNMENTS

Query	1	GGGCGCCGCTCCACCCGCTCCCCGCTCGGTCCCGCTCGCTCGCCAGGCCGGGCTGCCT	60
18665	1	GGGCGCCGCTCCACCCGCTCCCCGCTCGGTCCCGCTCGCTCGCCAGGCCGGGCTGCCT	60
Query	61	TTCGCGTGTCCGCGCTCTCTCCCTCCGCCCGCCCTCTCCATTTTGCAGACTCGTGT	120
18665	61	TTCGCGTGTCCGCGCTCTCTCCCTCCGCCCGCCCTCTCCATTTTGCAGACTCGTGT	120
Query	121	TGTGACGGGAGCCCGAGTCAACCGCTGCCCGTCCGGGACGGATTCTGTGGGTGGAAGGAG	180
18665	121	TGTGACGGGAGCCCGAGTCAACCGCTGCCCGTCCGGGACGGATTCTGTGGGTGGAAGGAG	180
Query	181	ACGCCGAGCCGGAGCGGCCGAAGCAGCTGGGACCGGGACGGGGCACGCGCGCCCGAAC	240
18665	181	ACGCCGAGCCGGAGCGGCCGAAGCAGCTGGGACCGGGACGGGGCACGCGCGCCCGAAC	240
Query	241	CFCGACCCGCGGAGCCCGCGCGGGGCGGAGGGCTGGCTTGTCACTGGGCAATGGGAGA	300
18665	241	CFCGACCCGCGGAGCCCGCGCGGGGCGGAGGGCTGGCTTGTCACTGGGCAATGGGAGA	300
Query	301	CTTCTTAAATAGGGGCTCTCCCCACCCATGGAGAAAGGGCGGCTGTTACTTCTCT	360
18665	301	CTTCTTAAATAGGGGCTCTCCCCACCCATGGAGAAAGGGCGGCTGTTACTTCTCT	360
Query	361	tttttAGaaaaaaaaTATATTTCCCTCCTGCTCCTTCTGCGTTCACAAGCTAAGTTGT	420
18665	361	TFTTTAGAAAAAAAAATATATTTCCCTCCTGCTCCTTCTGCGTTCACAAGCTAAGTTGT	420
Query	421	TTATCTCGGCTGCGGCGGGAACGCGGACGGTGGCGGGGAGCGGCTCCTCTGCCAGAGT	480
18665	421	TTATCTCGGCTGCGGCGGGAACGCGGACGGTGGCGGGGAGCGGCTCCTCTGCCAGAGT	480
Query	481	TGATATTCAGTACTGATGGACTCCAAAGAATCATTAACCTGGTAGAGAAGAAAACCCAGC	540
18665	481	TGATATTCAGTACTGATGGACTCCAAAGAATCATTAACCTGGTAGAGAAGAAAACCCAGC	540
Query	541	AGTGTGCTTGTCTCAGGAGAGGGGAGATGTGATGGACTTCTATAAAACCCTAAGAGGAGGA	600
18665	541	AGTGTGCTTGTCTCAGGAGAGGGGAGATGTGATGGACTTCTATAAAACCCTAAGAGGAGGA	600
Query	601	GCTACTGTGAAGGTTTCTGCGTCTTCAACCTCACTGGCTGTGCGTCTCAATCAGACTCC	660
18665	601	GCTACTGTGAAGGTTTCTGCGTCTTCAACCTCACTGGCTGTGCGTCTCAATCAGACTCC	660
Query	661	AAGCAGCGAAGACTTTTGGTGTGATTTTCCAAAAGGCTCAGTAAGCAATGCGCAGCAGCCA	720
18665	661	AAGCAGCGAAGACTTTTGGTGTGATTTTCCAAAAGGCTCAGTAAGCAATGCGCAGCAGCCA	720
Query	721	GATCTGTCCAAAGCAGTTTCACTCTCAATGGGACTGTATATGGGAGAGACAGAAACAAA	780
18665	721	GATCTGTCCAAAGCAGTTTCACTCTCAATGGGACTGTATATGGGAGAGACAGAAACAAA	780
Query	781	GTGATGGGAAATGACCTGGGATTTCCACAGCAGGGCCAAATCAGCCTTTCTCGGGGAA	840
18665	781	GTGATGGGAAATGACCTGGGATTTCCACAGCAGGGCCAAATCAGCCTTTCTCGGGGAA	840
Query	841	ACAGACTTAAAGCTTTTGGAAAGAAAGCATTGCAAACCTCAATAGGTCGACCAGTGTCCA	900
18665	841	ACAGACTTAAAGCTTTTGGAAAGAAAGCATTGCAAACCTCAATAGGTCGACCAGTGTCCA	900

FIG. 7A

Query	901	GAGAACCCCAAGAGTTCAGCATCCACTGCTGTGTCTGCTGCCCCACAGAGAAGGAGTTT	960
18665	901	GAGAACCCCAAGAGTTCAGCATCCACTGCTGTGTCTGCTGCCCCACAGAGAAGGAGTTT	960
Query	961	CCAAAACTCACCTCTGATGTATCTTCAGAACAGCAACATTTGAAGGGCCAGACTGGCACC	1020
18665	961	CCAAAACTCACCTCTGATGTATCTTCAGAACAGCAACATTTGAAGGGCCAGACTGGCACC	1020
Query	1021	AACGGTGGCAATGTGAAATTTGATACCACAGACCAAAGCACCTTTGACATTTTGCAGGAT	1080
18665	1021	AACGGTGGCAATGTGAAATTTGATACCACAGACCAAAGCACCTTTGACATTTTGCAGGAT	1080
Query	1081	TTGGAGTTTTCTTCTGGGTCCCGAGTAAAGAGACGAATGAGAGTCCTTGGAGATCAGAC	1140
18665	1081	TTGGAGTTTTCTTCTGGGTCCCGAGTAAAGAGACGAATGAGAGTCCTTGGAGATCAGAC	1140
Query	1141	CTGTTGATAGATGAAAACGTGTTTGCTTTCTCCTCTGGCGGGAGAAGACGATTCATTCCTT	1200
18665	1141	CTGTTGATAGATGAAAACGTGTTTGCTTTCTCCTCTGGCGGGAGAAGACGATTCATTCCTT	1200
Query	1201	TTGGAAAGGAAACTCGAATGAGGACTGCAAGCCTCTCATTTTACCGGACACTAAACCCAAA	1260
18665	1201	TTGGAAAGGAAACTCGAATGAGGACTGCAAGCCTCTCATTTTACCGGACACTAAACCCAAA	1260
Query	1261	ATTAAGGATAATGGAGATCTGGTTTTGTCAAGCCCCAGTAATGTAACACTGCCCAAGTG	1320
18665	1261	ATTAAGGATAATGGAGATCTGGTTTTGTCAAGCCCCAGTAATGTAACACTGCCCAAGTG	1320
Query	1321	AAAACAGAAAAAGAAGATTTTCATCGAACTCTGCACCCTGGGGTAATTAAGCAAGAGAAA	1380
18665	1321	AAAACAGAAAAAGAAGATTTTCATCGAACTCTGCACCCTGGGGTAATTAAGCAAGAGAAA	1380
Query	1381	CTGGGCACAGTTTACTGTGTCAGGCAAGCTTTCTGGAGCAAATATAAATGGTAATAAAATG	1440
18665	1381	CTGGGCACAGTTTACTGTGTCAGGCAAGCTTTCTGGAGCAAATATAAATGGTAATAAAATG	1440
Query	1441	TCTGCCATTTCTGTTCAITGGTGTGAGTACCTCTGGAGGACAGATGTACCCTATGACATG	1500
18665	1441	TCTGCCATTTCTGTTCAITGGTGTGAGTACCTCTGGAGGACAGATGTACCCTATGACATG	1500
Query	1501	AATACAGCATCCCTTTCTCAACAGCAGGATCAGAAGCCTATTTTAAATGTCAITCCACCA	1560
18665	1501	AATACAGCATCCCTTTCTCAACAGCAGGATCAGAAGCCTATTTTAAATGTCAITCCACCA	1560
Query	1561	ATTCCCGTTGGTTCCGAAAAATGGAAATAGGTGCCAAGGATCTGGAGATGACAACITGACT	1620
18665	1561	ATTCCCGTTGGTTCCGAAAAATGGAAATAGGTGCCAAGGATCTGGAGATGACAACITGACT	1620
Query	1621	TCTCTGGGGACTCTGAACTTCCCTGGTTCGAACAGTTTTTCTAATGGCTATTCAAGCCCC	1680
18665	1621	TCTCTGGGGACTCTGAACTTCCCTGGTTCGAACAGTTTTTCTAATGGCTATTCAAGCCCC	1680
Query	1681	AGCATGAGACCAGATGTAAGCTCTCCTCCATCCAGCTCCTCAACAGCAACAACAGGACCA	1740
18665	1681	AGCATGAGACCAGATGTAAGCTCTCCTCCATCCAGCTCCTCAACAGCAACAACAGGACCA	1740
Query	1741	CCTCCCAAACCTCTGCCTGGTGTGCTCTGATGAAGCTTCAGGATGTCATTAATGGAGTCTTA	1800
18665	1741	CCTCCCAAACCTCTGCCTGGTGTGCTCTGATGAAGCTTCAGGATGTCATTAATGGAGTCTTA	1800
Query	1801	ACTTGTGGAAGCTGTAAAGTTTTCTTCAAAGAGCAGTGAAGGACAGCACAAATACCTA	1860
18665	1801	ACTTGTGGAAGCTGTAAAGTTTTCTTCAAAGAGCAGTGAAGGACAGCACAAATACCTA	1860
Query	1861	TGTCTTGGGAAGGAATGATTCATCATCGATAAAAATTCGAAGAAAAAATGCCAGCATGC	1920
18665	1861	TGTCTTGGGAAGGAATGATTCATCATCGATAAAAATTCGAAGAAAAAATGCCAGCATGC	1920
Query	1921	CGCTATCGAAAATGTCTTCAGGCTGGAATGAACCTGGAAGCTCGaaaaacaaagaaaaa	1980
18665	1921	CGCTATCGAAAATGTCTTCAGGCTGGAATGAACCTGGAAGCTCGAAAAACAAAGAAAAA	1980
Query	1981	ataaaaGGAATTCAGCAGGCCACTACAGGAGTCTCAACAAGAAACCTCTGAAAATCCTGGT	2040
18665	1981	A1AAAAAGGAATTCAGCAGGCCACTACAGGAGTCTCAACAAGAAACCTCTGAAAATCCTGGT	2040
Query	2041	AACAAAACAATAGTTTCTGCAACGTTACCACAACCTACCCCTACCCTGGTGTCTACTGTTG	2100
18665	2041	AACAAAACAATAGTTTCTGCAACGTTACCACAACCTACCCCTACCCTGGTGTCTACTGTTG	2100
Query	2101	GAGGTATTTGAACCTGAAGTGTATATGCAGGATATGATAGCTCTGTTCCAGACTCAACT	2160
18665	2101	GAGGTATTTGAACCTGAAGTGTATATGCAGGATATGATAGCTCTGTTCCAGACTCAACT	2160

FIG. 7B

Query	2161	TGGAGGATCA'GACT'ACGCT'CAACATGTT'AGGAGGGCGGCAAGTGATTGCAGCAGTGAAA	2220
18665	2161	TGGAGGATCA'GACT'ACGCT'CAACATGTT'AGGAGGGCGGCAAGTGATTGCAGCAGTGAAA	2220
Query	2221	TGGGCAAAGGCAAT'ACCAGGTTTCAGGAACCTTACACCTGGATGACCAAATGACCCTACTG	2280
18665	2221	TGGGCAAAGGCAAT'ACCAGGTTTCAGGAACCTTACACCTGGATGACCAAATGACCCTACTG	2280
Query	2281	CAG'FACT'CCTGGATGTTTCTT'ATGGCATTTGCTCTGGGGTGGAGATCATATAGACAATCA	2340
18665	2281	CAG'FACT'CCTGGATGTTTCTT'ATGGCATTTGCTCTGGGGTGGAGATCATATAGACAATCA	2340
Query	2341	AGTGCAAACCTGCTGTGTTTTGCTCCTGATCTGATTATTAATGAGCAGAGAATGACTCTA	2400
18665	2341	AGTGCAAACCTGCTGTGTTTTGCTCCTGATCTGATTATTAATGAGCAGAGAATGACTCTA	2400
Query	2401	CCCTGCATGTACGACCAA'GTAAACACATGCTGTATGTTTCTCTGAGTTACACAGGCTT	2460
18665	2401	CCCTGCATGTACGACCAA'GTAAACACATGCTGTATGTTTCTCTGAGTTACACAGGCTT	2460
Query	2461	CAGGTATCT'TA'GAAGAGTATCTCTGTATGAAAACCTTACTGCTTCTCTTCAGTTCTT	2520
18665	2461	CAGGTATCT'TA'GAAGAGTATCTCTGTATGAAAACCTTACTGCTTCTCTTCAGTTCTT	2520
Query	2521	AAGGACGGTCT'GAAGAGCCAAGAGCT'ATT'GATGAAAT'TAGAATGACCTACATCAAAGAG	2580
18665	2521	AAGGACGGTCT'GAAGAGCCAAGAGCT'ATT'GATGAAAT'TAGAATGACCTACATCAAAGAG	2580
Query	2581	CTAGGAAAAGCCAT'TGTC'AAAGAGGGAAAGGAAACTCCAGCCAGAACTGGCAGCGGTTT'AT'	2640
18665	2581	CTAGGAAAAGCCAT'TGTC'AAAGAGGGAAAGGAAACTCCAGCCAGAACTGGCAGCGGTTT'AT'	2640
Query	2641	CAACT'GACAAAACCTCTTGGATTCTATGCATGAAGTGGTTGAAAATCTCCTTAACAT'FGC	2700
18665	2641	CAACT'GACAAAACCTCTTGGATTCTATGCATGAAGTGGTTGAAAATCTCCTTAACAT'FGC	2673
Query	2701	T'TCCAAACAT'TTTTGGATAAGACCATGAGTAT'TGAAT'TCCCCGAGATGTTAGCT'GAAATC	2760
Query	2761	ATCACCAATCAGATACCAAATATTC'AAATGGAAATATCAA'AAACCTTCTGTTTCATCAA	2820
Query	2821	AAGT'GACT'GCC'TTAATAAGAATGGTTGCCTTAAAGAAAGT'CGAATTAATAGCT'TTTATTG	2880
Query	2881	TATAAACTATCAGTTTGTCTGTAGAGgttttgttgttttattttttattgttttcatct	2940
Query	2941	gttgttttgttttAAATACGCACTACATGTGGTTTATAGAGGGCCAAGACTTGGCAACAG	3000
Query	3001	AAGCAGTTGAGTCGTATCACTTTTCAGTGATGGGAGAGTAGATGGT'GAAATTTATTAGT	3060
Query	3061	TAATATATCCAGAAAT'TAGAAACCTTAATATGTGGACGTAATCTCCACAGTCAAAGAAG	3120
Query	3121	GATGGCACCT'AAACCACCAGTGC'CCAAAGTCTGTGTGATGAACTTCTCTTCATActttt	3180
Query	3181	tttCACAGT'GGCTGGATGAAATTTTCTAGACTTTCTGTGGTGTATcccccccTGTAT	3240
Query	3241	AGTTAGGATAGCATTTT'GATTTATGCATGGAAACCTGaaaaaaagTTTACAAGTGTATA	3300
Query	3301	TCAGAAAAGGGAAGT'T'GTGCCTTTTATAGCTAT'FACTGTCTGTTT'AAACAATTTCC'TTT'	3360
Query	3361	ATATTTAGTGAAC'TACGCTTGCCTCATTTT'TCT'FACATAATTTTTATTTCAAGTTAT'EGT	3420
Query	3421	ACAGCTGT'T'AAAGATGGGCAGCTAGTTCTGTAGCTTTCCCAAATAAACTCTAAACATTAAT	3480
Query	3481	CAATCATCTGTGTGAAAATGGGTTGGTGTCTT'CAACCTGATGGCACCTAGCTATCAGAAG	3540
Query	3541	ACCACAAAAAT'GACT'CAAATCTCCAGTAT'TCTTGT'Ca'aaaaaaaaaaaaaaaaaaGCTCA	3600
Query	3601	TATTTTGTATATATCTGCTT'CAAGTGGAGAATTAATATAGGT'FGTGCAAATTAACAGTCCCTA	3660
Query	3661	AC'GGTATAGAGCACCT'AGTCCAGTGACCTGCTGGGTAAACTGTGGATGATGGT'FGCAA	3720
Query	3721	AGACTAAT'T'AAAAAATAACTACCAAGAGGCCCT'GTCTGT'ACCTAACGCCCTATTT'TTGC	3780

FIG. 7C

Query	3781	AATGGCTATATGGCAAGAAAGCTGGTAAACTATTTGTCTTTCAGGACCTTTTGAAGTAGT	3840
Query	3841	TTGTATAACTTCTTAAAAGTTGTGATTCAGATAACCAGCTGTAACACAGCTGAGAGACT	3900
Query	3901	TTTTAATCAGACAAAGTAATTCCTCTCACTAAACTTTACCCAAAACTAAATCTCTAATAT	3960
Query	3961	GGCAAAAAATGGCTAGACACCCATTTTCACATTCCCATCTGTCCCAATTTGGTTAATCTTT	4020
Query	4021	CCTGATGGTACAGGAAAGCTCAGCTACTGATTTTTGTGATTTAGAACTGTATGTCAGACA	4080
Query	4081	TCCATGTTTGTAAAACCTACACATCCCTAATGTGTGCCATAGAGTTTAAACACAAGTCTGT	4140
Query	4141	GAATTTCTTTCACGTGTGAAAATATTTTAAACAAAAAGAGCTGTAGTAGCCCTTTCTG	4200
Query	4201	TGTCACCTTACCAACTTTCTGTAAACTCAAACTTAACATATTTACTAAGCCACAAGAA	4260
Query	4261	ATTTGATTTCTATTCAAGGTGGCCAAATATTTGTGTAATAGAAAAGTAAAATCTAATA	4320
Query	4321	TTAAAAATATGGAACTTCTAatataatattttatatttagttatagtttcagatatataca	4380
Query	4381	tatTGGTATTCACTAATCTGGGAAGGGAAGGGCTACTGCAGCTTTACATGCAATTTATTA	4440
Query	4441	AAATGATTTGTAAAATAGCTTGTATAGTGTAAAATAAGAATGATTTTTAGATGAGATTGTT	4500
Query	4501	TTATCATGACATGTTATATAJTTTTTGTAGGGGTCAAAGAAATGCTGATGGATAACCTAT	4560
Query	4561	ATGATTTATAGTTTGTACATGCATTATACAGGCAGCGATGGTCTCAGAAACCAACAGT	4620
Query	4621	TTGCTCTAGGGGAAGAGGGAGATGGAGACTGGTCTGTGTGCAGTGAAGGTTGCTGAGGC	4680
Query	4681	TCTGACCCAGTGAGATTACAGAGGAAGTTATCCCTCTGCCTCCCATTTCTGACCACCTTCT	4740
Query	4741	CATCCCAACAGTGAGTCTGTGACGCGAGGTTTAGTTTACTCAATCTCCCCTTGCACATAAA	4800
Query	4801	GTATGTAAAAGTATGTAAACAGGAGACAGGAAGGTGGTGCTTACATCCTTAAAGGCACCAT	4860
Query	4861	CTAATAGCGGGTTACTTTCACATACAGCCCTCCCCCAGCAGTTGAATGACAACAGAAGCT	4920
Query	4921	TCAGAAGTTTGGCAATAGTTTGCATAGAGGTACCAGCAATATGTAAATAGTGCAGAACTCT	4980
Query	4981	CATAGGTTGCCAATAATACACTAATTCCTTTCTATCCTACAACAAGAGTTTATTTCCAAA	5040
Query	5041	TAAAATGAGGACAtgtttttgttttctttgaaatgctttttgaaatgttatttgttattttc	5100
Query	5101	agtattttggagaaattatttAATaaaaaaCAATCATTTGCTTTTTTGAATGCTCTCTAA	5160
Query	5161	AAGGGAATGTAATATTTTAAAGATGGTGTGTAACCCGGCTGGATAAAATTTTGGTGCTTAA	5220
Query	5221	GAAAACCTGCTTGAATATTTCTTATCAATGACAGTGTAAAGTTTCAAAAAGAGCTTCTAAAA	5280
Query	5281	CGTAGATTATCATTCCTTTATAGAATGTTATGTGGTTAAAACCAGAAAGCACATCTCACA	5340
18665	2674	AATGTTATGTGGTTAAAACCAGAAAGCACATCTCACA	2710
Query	5341	CATTAATCTGATTTTCATCCCAACAATCTTGGCGCTCAAAAAATAGAACTCAATGAGAAA	5400
18665	2711	CATTAATCTGATTTTCATCCCAACAATCTTGGCGCTCAAAAAATAGAACTCAATGAGAAA	2770
Query	5401	AAGAAGATTATGTGCACTTCGTTGTCAATAATAAGTCAACTGATGCTCATCGACAACATAT	5460
18665	2771	AAGAAGATTATGTGCACTTCGTTGTCAATAATAAGTCAACTGATGCTCATCGACAACATAT	2830
Query	5461	AGGAGGCTTTTCAITAAAATGGGAAAAGAAGCTGTGCCCTTTTAGGATACGTGGGGGAAAA	5520
18665	2831	AGGAGGCTTTTCAITAAAATGGGAAAAGAAGCTGTGCCCTTTTAGGATACGTGGGGGAAAA	2890
Query	5521	GAAAGTCATCTTAATATATGTTTAAATTTGTTGGATTTAAGTGCATATGGTGGTGTGTTTGA	5580

FIG. 7D

18665	2891	GAAAGTCATCTTAATFATGTTTAAATTGTGGATTAAAGTGCTATATGGTGGTGTCTGTTTGA	2950
Query	5581	AAGCAGATTTATTTCCCTATGTATGTGTATCTGGCCATCCCAACCCAAACTGTTGAAGTT	5640
18665	2951	AAGCAGATTTATTTCCCTATGTATGTGTATCTGGCCATCCCAACCCAAACTGTTGAAGTT	3010
Query	5641	TGTAGTAACTTCAGTGAGAGTTGGTTACTCACAACAAATCCGAAAAGTATTTTTAGTGT	5700
18665	3011	TGTAGTAACTTCAGTGAGAGTTGGTTACTCACAACAAATCCGAAAAGTATTTTTAGTGT	3070
Query	5701	TTGTAGGTATTTCTGTGGGATACTATAACAAGCAGAAGCTGAGGCACCTTAGGACATAACACTT	5760
18665	3071	TTGTAGGTATTTCTGTGGGATACTATAACAAGCAGAAGCTGAGGCACCTTAGGACATAACACTT	3130
Query	5761	TTGGGGTATATATATCCAAATGCCTAAAACCTATGGGAGGAAACCTTGGCCACCCAAAAG	5820
18665	3131	TTGGGGTATATATATCCAAATGCCTAAAACCTATGGGAGGAAACCTTGGCCACCCAAAAG	3190
Query	5821	GAAAACFAACATGATTTGTGTCTATGAAGTGCTGGATAAATTAGCATGGGATGAGCTCTGG	5880
18665	3191	GAAAACFAACATGATTTGTGTCTATGAAGTGCTGGATAAATTAGCATGGGATGAGCTCTGG	3250
Query	5881	GCATGCCATGAAGGAAAGCCACGCTCCCTTCAGAATTCAGAGGCAGGGAGCAATTCAGT	5940
18665	3251	GCATGCCATGAAGGAAAGCCACGCTCCCTTCAGAATTCAGAGGCAGGGAGCAATTCAGT	3310
Query	5941	TTACCTAAGTCTCATAAATTTAGTTCCTTTTAAAAACCCGAAAACFACATCACCATG	6000
18665	3311	TTACCTAAGTCTCATAAATTTAGTTCCTTTTAAAAACCCGAAAACFACATCACCATG	3370
Query	6001	GAATGAAAAATATTTGTTATAACAATACATFGATCTGTCAAACCTCCAGAACCATGGTAGCC	6060
18665	3371	GAATGAAAAATATTTGTTATAACAATACATFGATCTGTCAAACCTCCAGAACCATGGTAGCC	3430
Query	6061	TTCACTGAGATTTCCATCTTGGCTGGTCACTCCCTGACTGTAGCTGTAGGTGAATgtgtt	6120
18665	3431	TTCACTGAGATTTCCATCTTGGCTGGTCACTCCCTGACTGTAGCTGTAGGTGAATgtgtt	3490
Query	6121	tttgtgtgtgtgtgtctggTTTTAGTGTGAGAAGGGAAATAAAAAGTGTAAAGGAGGACT	6180
18665	3491	tttgtgtgtgtgtgtctggTTTTAGTGTGAGAAGGGAAATAAAAAGTGTAAAGGAGGACT	3550
Query	6181	TTAAACCCTTTGGGTGGAGTTTCGTAATTTCCAGACTATTTTCAAGCAACCTGGTCCAC	6240
18665	3551	TTAAACCCTTTGGGTGGAGTTTCGTAATTTCCAGACTATTTTCAAGCAACCTGGTCCAC	3610
Query	6241	CCAGGATFAGTGACCAGGTTTTCCAGGAAAGGATTTGCTTCTCTCTAGAAAATGTCFGAAA	6300
18665	3611	CCAGGATFAGTGACCAGGTTTTCCAGGAAAGGATTTGCTTCTCTCTAGAAAATGTCFGAAA	3670
Query	6301	GGATTTTATTTTCTGATGAAAGGCTGTATGAAAATACCCTCCTCAAATAACTTGCFTAAC	6360
18665	3671	GGATTTTATTTTCTGATGAAAGGCTGTATGAAAATACCCTCCTCAAATAACTTGCFTAAC	3730
Query	6361	TACATAFAGATTCAGTGTGTCATAATTTCTATTTTGTATATTAATGCTATATAAAAGGGG	6420
18665	3731	TACATAFAGATTCAGTGTGTCATAATTTCTATTTTGTATATTAATGCTATATAAAAGGGG	3790
Query	6421	ACAAAFCFATAATATACTGTGTATGGCATTAATAAGAAGCTTTTTCATTAATTTTATCA	6480
18665	3791	ACAAAFCFATAATATACTGTGTATGGCATTAATAAGAAGCTTTTTCATTAATTTTATCA	3850
Query	6481	CAGTAATTTTAAAATGTGTAAAATTTAAAACCAGTGACTCCGTGTTAAAATAAAAAGTTG	6540
18665	3851	CAGTAATTTTAAAATGTGTAAAATTTAAAACCAGTGACTCCGTGTTAAAATAAAAAGTTG	3910
Query	6541	TAGTTTTTTTATTCATGCTGAATAATAATCTGTAGTTaaaaaaaaAGTGTCTTTTTACCTA	6600
18665	3911	TAGTTTTTTTATTCATGCTGAATAATAATCTGTAGTTAAAAAAAAAGTGTCTTTTTACCTA	3970
Query	6601	CGCAGTGAAATGTCAGACTGTAAAACCTTGTGTGGAAATGTTTAACTTTTATTTTTTCAT	6660
18665	3971	CGCAGTGAAATGTCAGACTGTAAAACCTTGTGTGGAAATGTTTAACTTTTATTTTTTCAT	4030
Query	6661	TTAAATTTGCTGTCTCTGGTATTTACCAAACCACACATTTGTACCGAATTGGCAGTAAATGT	6720
18665	4031	TTAAATTTGCTGTCTCTGGTATTTACCAAACCACACATTTGTACCGAATTGGCAGTAAATGT	4090
Query	6721	TAGCCATTTACAGCAATGCCAAATATGGAGAAACATCATAAATAaaaaaaCTGCTTTTTC	6780
18665	4091	TAGCCATTTACAGCAATGCCAAATATGGAGAAACATCATAAATAAAAAAATCTGCTTTTTC	4150
Query	6781	ATTA 6784	

FIG. 7E

18665 4151 ATTA 4154

FIG. 7F

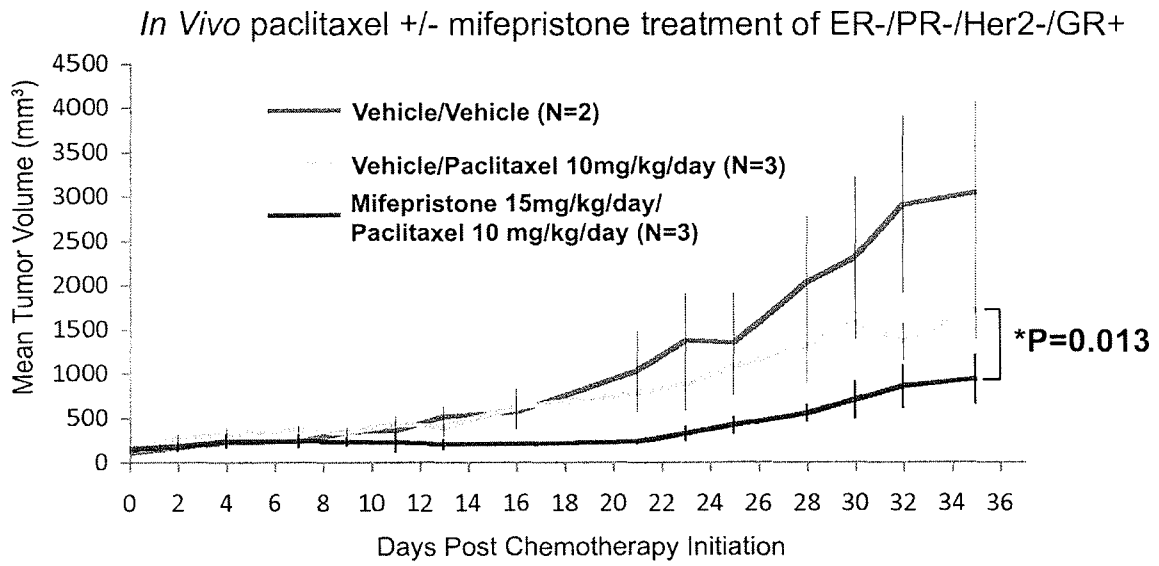


FIG. 8

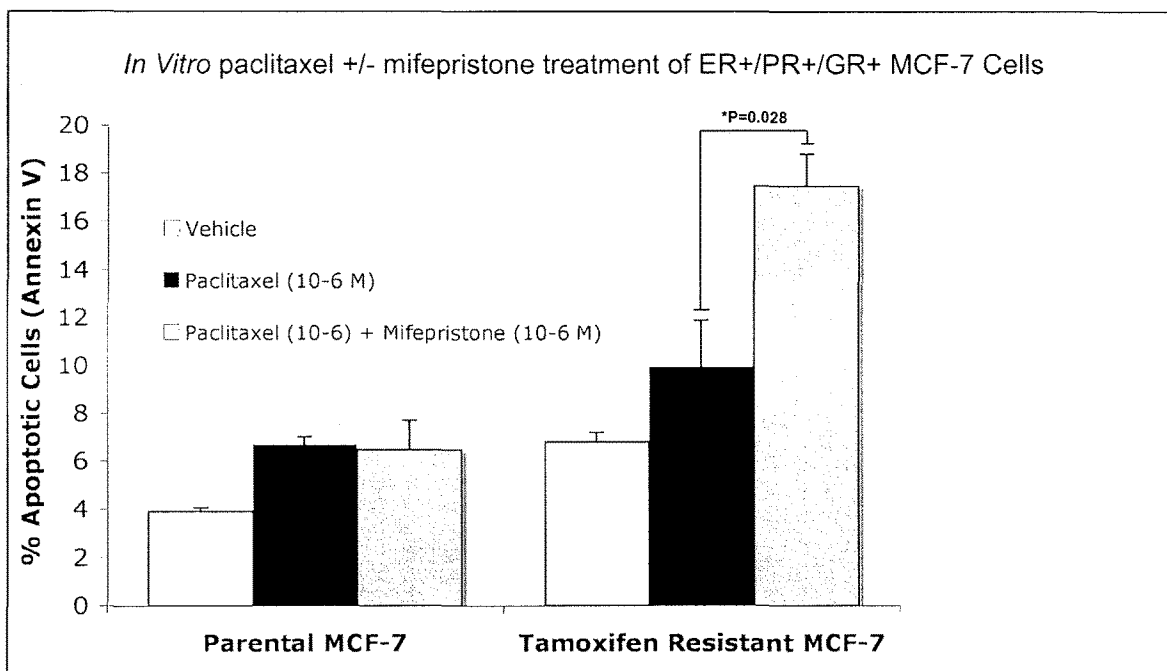


FIG. 9

**METHODS AND COMPOSITIONS RELATED
TO GLUCOCORTICOID RECEPTOR
ANTAGONISTS AND BREAST CANCER**

**CROSS-REFERENCES TO RELATED
APPLICATIONS**

[0001] This application is a Continuation of U.S. application Ser. No. 15/448,827, filed Mar. 3, 2017, which is a Continuation of U.S. application Ser. No. 14/296,127, filed Jun. 4, 2014 (now U.S. Pat. No. 9,623,032, issued Apr. 18, 2017), which is a Continuation of U.S. application Ser. No. 14/172,051, filed Feb. 4, 2014 (now U.S. Pat. No. 9,149,485, issued Oct. 6, 2015), which is a Continuation of U.S. application Ser. No. 13/071,363, filed Mar. 24, 2011 (now U.S. Pat. No. 8,710,035, issued Apr. 29, 2014), which claims priority to U.S. Provisional Application No. 61/317,182, filed on Mar. 24, 2010, the disclosures of which are hereby incorporated by reference in their entireties.

**STATEMENT AS TO RIGHTS TO INVENTIONS
MADE UNDER FEDERALLY SPONSORED
RESEARCH AND DEVELOPMENT**

[0002] This invention was made with government support under CA089208 awarded by the National Institutes of Health. The government has certain rights in the invention.

**REFERENCE TO A "SEQUENCE LISTING," A
TABLE, OR A COMPUTER PROGRAM LISTING
APPENDIX SUBMITTED ON AN ASCII TEXT
FILE**

[0003] The Sequence Listing written in file "SeqListing096487-1158267.TXT", created on Oct. 7, 2019, 231,396 bytes, machine format IBM-PC, MS-Windows operating system, is hereby incorporated by reference in its entirety for all purposes.

BACKGROUND OF THE INVENTION

I. Field of the Invention

[0004] Embodiments of this invention are directed generally to biology and medicine. In certain aspects methods involve determining the prognosis for a breast cancer patient. In other embodiments, there are methods and compositions for treating a breast cancer patient with a glucocorticoid antagonist.

II. Background

[0005] There are over 1 million cases of breast cancer per year on a global basis, of which around 0.5 million are in the US, 40,000 are in the UK and nearly 2,000 in Ireland. It is the leading cause of cancer deaths among women (Keen and Davidson, 2003). Although the overall incidence of the disease is increasing within the western world, wider screening and improved treatments have led to a gradual decline in the fatality rate of about 1% per year since 1991. Inheritance of susceptibility genes, such as BRCA1 and BRCA2, account for only 5% of breast cancer cases and the factors responsible for the other 95% remain obscure (Grover and Martin, 2002). In the absence of a strategy to reduce causative agents of breast cancer, early detection remains the best approach to reducing the mortality rate of this disease. It is widely held that breast cancer initiates as the pre-

malignant stage of atypical ductal hyperplasia (ADH), progresses into the pre-invasive stage of ductal carcinoma in situ (DCIS), and culminates in the potentially lethal stage of invasive ductal carcinoma (IDC). This linear model of breast cancer progression has been the rationale for the use of detection methods such as mammography in the hope of diagnosing and treating breast cancer at earlier clinical stages (Ma et al., 2003).

[0006] As more molecular information is being collated, diseases such as breast cancer are being sub-divided according to genetic signatures linked to patient outcome, providing valuable information for the clinician. Emerging novel technologies in molecular medicine have already demonstrated their power in discriminating between disease subtypes that are not recognizable by traditional pathological criteria (Sorlie et al., 2001) and in identifying specific genetic events involved in cancer progression (Srinivas et al., 2002).

[0007] Endocrine therapy is a popular mode of treatment for all stages of breast cancer. A majority of breast cancers belong to the type in which growth is stimulated by the female sex hormones, estrogens and progesterone. Therefore some of the therapies are based on depriving the tumor of the hormone-induced growth stimulus. Some of the current modes of endocrine treatments include blockade of the estrogen receptor with an antiestrogen, e.g. tamoxifen; hormonal ablation by surgery (oophorectomy, adrenalectomy or hypophysectomy), radiotherapy or medically by administration of a luteinizing hormone-releasing hormone analogue (LH-RHa), e.g., goserelin; suppression of estrogen synthesis with aromatase inhibitors, e.g., anastrozole; pharmacological doses of estrogens and progestagens, e.g., megestrol acetate.

[0008] Despite recent advances, the challenge of cancer treatment, including breast cancer therapy remains. Progress is limited with respect to the development of specific treatment regimens to clinically distinct tumor types, and to personalize tumor treatment in order to maximize outcome and efficiency. Moreover, a number of patients exhibit chemotherapy resistance.

[0009] Mere classification of breast cancers into a few subgroups characterized by low to absent gene expression of the estrogen receptor (ER) alone may not reflect the cellular and molecular heterogeneity of breast cancer, and may not allow the design of treatment strategies maximizing patient response. Once a patient is diagnosed with cancer, such as breast or ovarian cancer, or an individual wants predisposition analysis, there is a strong need for methods that allow the physician to predict the expected course of disease, including the likelihood of cancer recurrence, long-term survival of the patient, and the like, and accordingly select an appropriate treatment option that is effective.

SUMMARY OF THE INVENTION

[0010] Embodiments concern methods, compositions, and apparatuses related to assessing, prognosing, and/or treating breast cancer patients. It concerns using information related to glucocorticoid receptor (GR) activity and/or expression in conjunction with information related to estrogen receptor (ER) activity or expression to identify patients with the least favorable prognosis based on current standards of care for breast cancer. Patients with relatively low levels of estrogen receptor expression and relatively high levels of glucocor-

ticoid expression fall into a group of breast cancer patients with the least favorable prognosis (i.e., mortality rate).

[0011] Accordingly, methods concern evaluating a patient with breast cancer. Embodiments include evaluating a biological sample from a patient; evaluating breast cancer cells from a patient; evaluating a biological sample from a breast cancer patient; assessing a breast cancer patient; testing a breast cancer sample or biopsy; testing a breast tumor; prognosing a breast cancer patient; treating a breast cancer patient, particularly a patient with a particular profile related to ER and GR; determining a treatment for a breast cancer patient; altering a treatment plan for a breast cancer patient; reporting prognosis of a breast cancer patient; determining a prognosis score for a breast cancer patient; generating a prognosis score for a breast cancer patient; assessing the risk of mortality of a breast cancer patient generally or within a certain time frame, such as 150 months from end of cancer treatment; generating an ER and GR expression profile for a breast cancer patient; comparing a patient's ER and GR expression profile to a standardized profile; and/or, determining a breast cancer patient has a poor prognosis based on the patient's ER and GR status.

[0012] Embodiments also cover apparatuses, kits, and computer readable medium and systems for assessing the level or activity of ER and/or GR in a patient's breast cancer sample and determining a prognosis; and/or treating the patient accordingly. It is specifically contemplated that a breast cancer patient is a human. Accordingly, in human patients, ER refers to an estrogen receptor in a human and GR refers to a glucocorticoid receptor in a human.

[0013] Some embodiments include generating an expression profile for glucocorticoid receptor, which means obtaining the level of expression of GR directly or indirectly by measuring or assaying activity or expression. Methods include directly measuring or assaying the level of expression or activity refers to measuring or assaying a sample to determine the level of GR expression (protein or transcript) in the cell. Indirectly obtaining the level of expression includes measuring or assaying expression or activity of a gene or protein that correlates with GR expression or activity. In some embodiments, the level of GR expression can be indirectly obtained by measuring or assaying expression of a GR-responsive gene, which refers to a gene whose expression is affected in a dose-dependent manner by GR expression or activity. Expression refers to either protein expression or RNA (transcript) expression. Methods may involve either type of expression and a variety of assays are well known to those of skill in the art. For example, quantitative PCR may be performed to obtain RNA expression levels. The

[0014] Affymetrix chip used in the Examples also provides information regarding RNA expression levels. Alternatively, reagents to detect protein expression levels may be employed in embodiments. Methods may involve probes, primers, and/or antibodies that are specific to GR or ER in order to assess expression levels.

[0015] In some embodiments, the activity level of GR is measured by assaying the level of GR expression. In additional embodiments, GR expression is GR transcript expression. In other embodiments, GR expression is GR protein expression. As discussed above, in some embodiments, the activity level of GR is measured by assaying the expression level of one or more GR-responsive genes. A GR-responsive gene may be one or more of the following: MCL1, SAP30,

DUSP1, SGK1, SMARCA2, PTGDS, TNFRSF9, SFN, LAPTM5, GPSM2, SORT1, DPT, NRP1, ACSL5, BIRC3, NNMT, IGFBP6, PLXNC1, SLC46A3, C14orf139, PIAS1, IDH2, SERPINF1, ERBB2, PECAM1, LBH, ST3GAL5, IL1R1, BIN1, WIPF1, TFPI, FN1, FAM134A, NRIP1, RAC2, SPP1, PHF15, BTN3A2, SESN1, MAP3K5, DPYSL2, SEMA4D, STOM, or MAOA.

[0016] In some embodiments, there is a step of assaying or measuring the activity level of glucocorticoid receptor (GR) in a biological sample from the patient containing breast cancer cells. As discussed above, the activity level of GR can be obtained directly or indirectly. It is specifically contemplated that levels of glucocorticoid activity or expression refers to activity or expression of GR α , GR β , or both. Unless specifically stated otherwise, the terms "glucocorticoid receptor" or "GR" refer to both forms. Embodiments discussed with respect to glucocorticoid receptor or GR may also be implemented solely with GR α or solely with GR β .

[0017] Methods may also include obtaining a level of estrogen receptor (ER) expression in breast cancer cells from the patient. The level can be obtained by obtaining the results of an assay that measured the level of ER expression. In some embodiments, the level is obtained by measuring or assaying the level of ER expression.

[0018] In some embodiments, the level of estrogen receptor expression in breast cancer cells from patient is obtained by measuring the level of estrogen receptor expression from the biological sample from the patient. In other embodiments, the level is obtained by receiving qualitative and/or quantitative data regarding the level.

[0019] In some embodiments, methods include identifying the patient as having or not having a risk factor for cancer recurrence based on the levels of ER and GR expression. Methods may involve categorizing the patient as ER+ or ER- based the level of estrogen receptor expression and a predetermined threshold value for ER expression. The term "ER+" refers to a classification of ER expression that indicates the patient expresses estrogen receptor in breast cancer cells at or above a certain level. The term "ER-" refers to a classification of ER expression that indicates the patient expresses estrogen receptor at a relatively low level in breast cancer cells, meaning at or below a certain level. In embodiments of the invention, that certain level or a predetermined threshold value is at, below, or above 1, 2, 3, 4, 5, 6, 7, 8, 9, 10, 11, 12, 13, 14, 15, 16, 17, 18, 19, 20, 21, 22, 23, 24, 25, 26, 27, 28, 29, 30, 31, 32, 33, 34, 35, 36, 37, 38, 39, 40, 41, 42, 43, 44, 45, 46, 47, 48, 49, 50, 51, 52, 53, 54, 55, 56, 57, 58, 59, 60, 61, 62, 63, 64, 65, 66, 67, 68, 69, 70, 71, 72, 73, 74, 75, 76, 77, 78, 79, 80, 81, 82, 83, 84, 85, 86, 87, 88, 89, 90, 91, 92, 93, 94, 95, 96, 97, 98, 99, 100 percentile, or any range derivable therein.

[0020] Methods may involve measuring the activity level of glucocorticoid receptor in a biological sample from the patient containing breast cancer cells and measuring the expression level of estrogen receptor in the biological sample.

[0021] In certain embodiments, the predetermined threshold value for ER expression identifies a patient as ER+ if the patient's ER expression level is in the 25th percentile or greater compared to a normalized sample. This means the patient may be designated as having a level of ER expression that is at or above 25, 26, 27, 28, 29, 30, 31, 32, 33, 34, 35, 36, 37, 38, 39, 40, 41, 42, 43, 44, 45, 46, 47, 48, 49, 50, 51, 52, 53, 54, 55, 56, 57, 58, 59, 60, 61, 62, 63, 64, 65, 66, 67,

68, 69, 70, 71, 72, 73, 74, 75, 76, 77, 78, 79, 80, 81, 82, 83, 84, 85, 86, 87, 88, 89, 90, 91, 92, 93, 94, 95, 96, 97, 98, 99, 100 percentile, or any range derivable therein. It is contemplated that in some cases, a patient may be designated as ER+ if the patient's ER expression level is at or above 10, 11, 12, 13, 14, 15, 16, 17, 18, 19, 20, 21, 22, 23, 24, 25, 26, 27, 28, 29, 30, 31, 32, 33, 34, 35, 36, 37, 38, 39, 40, 41, 42, 43, 44, 45, 46, 47, 48, 49, 50, 51, 52, 53, 54, 55, 56, 57, 58, 59, 60, 61, 62, 63, 64, 65, 66, 67, 68, 69, 70, 71, 72, 73, 74, 75, 76, 77, 78, 79, 80, 81, 82, 83, 84, 85, 86, 87, 88, 89, 90, 91, 92, 93, 94, 95, 96, 97, 98, 99, 100, or any range derivable therein. The patient may also be referred to as having a normal or high ER expression level. The higher the percentile, the higher the relative expression level.

[0022] In embodiments, methods may also involve categorizing the patient as GR+ or GR- based on a predetermined threshold value for GR activity. In some cases, a predetermined threshold value for GR activity is dependent on whether the patient is categorized as ER+ or ER-. Embodiments may involve a predetermined threshold value for GR activity that identifies a patient as GR+ if the patient is ER- and GR activity level is in the 65th percentile or greater compared to a normalized sample. It is contemplated that in some cases, a patient may be designated as GR+ if the patient's GR expression level is at or above 10, 11, 12, 13, 14, 15, 16, 17, 18, 19, 20, 21, 22, 23, 24, 25, 26, 27, 28, 29, 30, 31, 32, 33, 34, 35, 36, 37, 38, 39, 40, 41, 42, 43, 44, 45, 46, 47, 48, 49, 50, 51, 52, 53, 54, 55, 56, 57, 58, 59, 60, 61, 62, 63, 64, 65, 66, 67, 68, 69, 70, 71, 72, 73, 74, 75, 76, 77, 78, 79, 80, 81, 82, 83, 84, 85, 86, 87, 88, 89, 90, 91, 92, 93, 94, 95, 96, 97, 98, 99, 100, or any range derivable therein. The threshold value may or may not be dependent on ER expression levels or status. In some embodiments, the threshold value depends on whether the patient is ER- or not. The higher the percentile, the higher the relative expression level.

[0023] Methods may involve the use of a normalized sample or control that is based on one or more breast cancer samples that are not from the patient being tested.

[0024] In some embodiments, methods involve calculating a prognosis score for the patient based on the levels of ER and/or GR expression. Methods may alternatively or additionally involve reporting a prognosis score or report the levels of ER and/or GR expression. The score or report may contain or reflect raw data regarding expression levels or it may reflect a categorization of the expression levels obtained. A score could indicate the risk factor for mortality, recurrence, and/or both. The score could be a number within a numeric scale in which one end of the scale is most favorable and the other end is the least favorable with respect to a prognosis for breast cancer.

[0025] In certain embodiments, methods may involve identifying the patient as having a poor prognosis if the patient is determined to have a glucocorticoid receptor activity level at or above a certain threshold level and a level of estrogen receptor that is at or below a second threshold level. In each case, the threshold levels are specific for each of GR and ER. In certain embodiments, it is contemplated that a GR level in the 65th percentile or above based on breast cancer patients whose are in the 35th percentile or below is indicative of a poor prognosis. In some embodiments, patients with a poor prognosis include a population of breast cancer patients that numbers approximately 10% or less.

[0026] Methods also include identifying the patient as having a poor prognosis if the patient is determined to have i) an activity level of glucocorticoid receptor that is higher than the activity level of glucocorticoid receptor in normalized control sample and ii) a expression level of estrogen receptor expression that is lower than the expression level of estrogen receptor in a normalized control sample. Consequently, methods of the invention include prognosing a breast cancer patient. In some cases, a patient is identified as having a relatively good prognosis.

[0027] Other embodiments include methods of treating a patient for breast cancer comprising: treating the patient for breast cancer after a biological sample from the patient containing breast cancer cells is analyzed for i) the activity level of glucocorticoid receptor and ii) the expression level of estrogen receptor. A patient may be treated with a different treatment protocol than the patient would have been treated with if the patient's biological sample had not been analyzed. In some embodiments, the patient is categorized as ER- and GR+ based on the activity level of the glucocorticoid receptor and the expression level of estrogen receptor. In some cases, the patient is treated with a more aggressive therapy than the patient would have been treated with if the patient had not been categorized as ER- and GR+. The term "more aggressive" refers to a treatment regimen that may include more drugs or drugs with more severe side effects and/or it may include an increased dosage or increased frequency of drugs. It may also include radiation or a combination of therapies. In some cases, the therapy includes one or more chemotherapeutics and/or biologics. In some embodiments, the patient is treated with a therapy comprising an anti-angiogenic agent. In additional embodiments, the therapy further comprises a chemotherapeutic agent in addition to the anti-angiogenic agent. Embodiments also include administering a glucocorticoid receptor antagonist and/or tyrosine kinase inhibitor.

[0028] Embodiments may also include where the patient is treated with more than one type of cancer therapy. This may be after the patient is determined to have a particular prognosis or after the status of the patient's GR and ER expression profile is known. In some embodiments, certain treatments are provided to an ER-/GR+ breast cancer patient who might have otherwise been treated with a less aggressive treatment for breast cancer. In some embodiments, a patient is treated with at least two of the following: radiation, chemotherapy, or a biologic. In particular embodiments, the patient may be treated with a kinase inhibitor and/or anti-angiogenic agent.

[0029] Methods may also involve obtaining a biological sample comprising breast cancer cells from the patient and categorizing the patient as i) GR+ or GR- based on the level of glucocorticoid activity assayed in the sample and compared to a predetermined threshold value for GR activity; and ii) ER+ or ER- based on the level of estrogen receptor expression assayed in the sample and compared to a predetermined threshold value for ER expression.

[0030] Any method may also include treating the patient for breast cancer, which may include directly administering or providing a cancer therapy. In some embodiments, a practitioner or doctor may prescribe a cancer therapy that the patient administers to herself.

[0031] To achieve these methods, a doctor, medical practitioner, or their staff may retrieve a biological sample from a patient for evaluation. The sample may be a biopsy, such

as a breast tissue or tumor biopsy. The sample may be analyzed by the practitioner or their staff, or it may be sent to an outside or independent laboratory. The medical practitioner may be cognizant of whether the test is providing information regarding the patient's level of GR and/or ER expression or activity, or the medical practitioner may be aware only that the test indicates directly or indirectly that the test reflects that the patient has a particular prognosis or can be given a particular prognosis score. Furthermore, the practitioner may know the patient's ER or GR status, such as ER+ or ER-, or GR+ or GR-. Alternatively, she may be aware only that the test or assay indicates the patient has a poor prognosis, or the worst prognosis.

[0032] Embodiments also concern kits to determine glucocorticoid receptor status in breast cancer cells comprising: (a) one or more reagents for determining expression levels of NR3C1 in a biological sample; and (b) an algorithm and software encoding the algorithm for calculating a risk factor index from the expression of NR3C1 in a sample and the estrogen receptor status of the breast cancer cells to determine a prognosis or a prognosis score. Kits may also include one or more reagents for determining expression levels of ESR1 in the biological sample to provide estrogen receptor status.

[0033] Other embodiments include a computer readable medium having software modules for performing a method comprising the acts of: (a) comparing glucocorticoid receptor data obtained from a patient's breast cancer sample with a reference; and (b) providing an assessment of glucocorticoid receptor status to a physician for use in determining an appropriate therapeutic regimen for a patient. In further embodiments, the computer readable medium further comprises a software module for assessing estrogen receptor status of the patient's breast cancer sample.

[0034] Computer systems are also included. In some embodiments, they have a processor, memory, external data storage, input/output mechanisms, a display, for assessing glucocorticoid receptor activity, comprising: (a) a database; (b) logic mechanisms in the computer generating for the database a GR-responsive gene expression reference; and (c) a comparing mechanism in the computer for comparing the GR-responsive gene expression reference to expression data from a patient sample using a comparison model to determine a GR gene expression profile of the sample.

[0035] Other embodiments include an internet accessible portal for providing biological information constructed and arranged to execute a computer-implemented method for providing: (a) a comparison of gene expression data of one or more GR-responsive genes in a patient sample with a calculated reporter index; and (b) providing an assessment of GR activity or expression to a physician for use in determining an appropriate therapeutic regime for a patient.

[0036] In addition to compiling, collecting and or processing data related to GR status, methods, media and systems may also include the same embodiments with respect to data related to ER status. Such aspects may be instead of or in addition to the aspects related to GR status or data.

[0037] Embodiments also include methods of killing breast cancer cells comprising administering to a breast cancer patient an effective amount of a combination of anti-cancer compounds, wherein the anticancer compounds comprise a glucocorticoid receptor antagonist and a chemotherapeutic.

[0038] In other embodiments, there are methods for treating breast cancer in a patient comprising administering to the patient an effective amount of glucocorticoid receptor antagonist and a chemotherapeutic.

[0039] In further embodiments, methods are provided for treating chemotherapy-insensitive breast cancer cells comprising administering to a breast cancer patient an effective amount of a glucocorticoid receptor antagonist followed by chemotherapy.

[0040] Other methods include methods for treating breast cancer in a patient comprising: a) administering radiation or at least a first chemotherapeutic to the patient; b) subsequently administering an effective amount of a glucocorticoid receptor antagonist to the patient; and, c) administering radiation again or at least a second chemotherapeutic to the patient after the glucocorticoid receptor antagonist is administered to the patient.

[0041] In some embodiments, there are methods for treating breast cancer in a patient comprising: a) administering an effective amount of a glucocorticoid receptor antagonist to the patient, wherein the patient expresses detectable levels of GR prior to administration of the GR antagonist; b) then administering an effective amount of radiation or at least one chemotherapeutic.

[0042] It is contemplated that in methods described herein, breast cancer cells may undergo apoptosis following treatment set forth herein. Moreover, in some embodiments, the combination of a glucocorticoid receptor antagonist and an anticancer agent or compound induces more apoptosis than treatment with just the anticancer treatment alone. In other methods, it is specifically contemplated to exclude treatment with a synthetic glucocorticoid, such as dexamethasone.

[0043] Glucocorticoid receptor antagonists are known to those of skill in the art. It refers to a compound or substance that does not provoke a biological response itself upon binding to the glucocorticoid receptor, but blocks or dampens agonist-mediated responses. Examples include, but are not limited to, beclometasone, betamethasone, budesonide, ciclesonide, flunisolide, fluticasone, mifepristone, mometasone, and triamcinolone. In additional embodiments, the glucocorticoid receptor antagonist has undetectable level or a lower level of activity as a progesterone receptor antagonist. In certain embodiments, the glucocorticoid receptor antagonist has greater than 10-fold, 50-fold, 100-fold, 200-fold, 300-fold, 400-fold, 500-fold, 1000-fold lower binding activity (or any range derivable therein) for another hormone receptor compared to its binding activity for glucocorticoid receptor. In specific embodiments the hormone receptor is estrogen receptor or progesterone receptor.

[0044] In some embodiments, a patient had been previously treated with an anti-cancer therapy, such as radiation, chemotherapy, or immunotherapy (or a combination or multiple therapies thereof). In certain embodiments, a first anti-cancer therapy prior to therapy with glucocorticoid receptor antagonist was last administered more than two weeks prior to the glucocorticoid receptor antagonist or its combination with a second anti-cancer therapy. In certain embodiments, this first anti-cancer therapy that does not include a glucocorticoid receptor antagonist was last administered to the breast cancer patient at least 7, 8, 9, 10, 11, 12, 13, 14 days, and/or 1, 2, 3, 4, or 5 weeks, and/or 1, 2, 3, 4, 5, 6, 7, 8, 9, 10, 11, or 12 months prior to treatment with a glucocorticoid receptor antagonist. Treatment methods may be applied to breast cancer or breast cancer cells that are

chemo-resistant or breast cancer cells that are not chemo-sensitive. Moreover, treatment may be applied to breast cancer or to breast cancer cells that were previously administered a first apoptosis inducing agent, but were resistant to apoptosis.

[0045] In some embodiments, the breast cancer cells are determined to be resistant to apoptosis. In additional embodiments, the breast cancer or the breast cancer cells are determined not to be chemo-sensitive or are determined to be chemo-resistant. This determination may be based on the results of a genetic test or based on information obtained from an assessment of a tumor or the breast cancer after treatment with a first anti-cancer therapy. In specific embodiments, the first anti-cancer therapy is a chemotherapeutic, Herceptin®, radiation, a combination of chemotherapeutics, or a combination of one or more chemotherapeutic agents and Herceptin®.

[0046] In additional embodiments, the breast cancer cells express a detectable level of glucocorticoid receptor or its transcript. In some embodiments, the patient is determined to have breast cancer cells that express a detectable level of glucocorticoid receptor or its transcript. This may be determined directly or indirectly.

[0047] It is contemplated that breast cancer cells may be treated with a glucocorticoid receptor antagonist regardless of estrogen receptor status. Therefore, breast cancer cells may be estrogen receptor-negative (ER-) or estrogen receptor-positive (ER+), accordingly to a standardized and industry accepted test for ER status. In certain embodiments, the breast cancer cells do not express any detectable levels of ER; in other embodiments, ER expression is detectable in the breast cancer cells.

[0048] It is contemplated that breast cancer cells may be treated with a glucocorticoid receptor antagonist depending on or regardless of progesterone receptor status. Therefore, breast cancer cells may be progesterone receptor-negative (PR-) or progesterone receptor-positive (PR+), accordingly to a standardized and industry accepted test for ER status. In certain embodiments, the breast cancer cells do not express any detectable levels of PR; in other embodiments, PR expression is detectable in the breast cancer cells.

[0049] Methods involve treating breast cancer, particularly a chemo-resistant breast cancer, with a combination of therapies that includes a glucocorticoid receptor antagonist and an anticancer therapy that induces apoptosis (together they may be referred to as a combination of anti-cancer agents or compounds), such as a chemotherapeutic. In some embodiments, the chemotherapeutic is capecitabine, carboplatin, cyclophosphamide (Cytoxan), daunorubicin, docetaxel (Taxotere), doxorubicin (Adriamycin), epirubicin (Elevance), fluorouracil (also called 5-fluorouracil or 5-FU), gemcitabine, eribulin, ixabepilone, methotrexate, mitomycin C, mitoxantrone, paclitaxel (Taxol), thiotepa, vincristine, or vinorelbine, or a combination of these agents. In other embodiments, therapy with a glucocorticoid receptor antagonist is combined Herceptin®, radiation, chemotherapeutic(s) and radiation, a combination of chemotherapeutics, or a combination of one or more chemotherapeutic agents and Herceptin®.

[0050] It is contemplated that in some embodiments of the combination therapy the glucocorticoid receptor antagonist is administered within 5, 10, 30, 45, 60 minutes, and/or 1, 2, 3, 4, 5, 6, 7, 8, 9, 10, 11, 12, 13, 14, 15, 16, 17, 18, 19, 20, 21, 22, 23, 24 hours, and/or 1, 2, 3, 4, 5, 6, 7 days, or any

combination thereof within administration of at least one or the combination of the anti-cancer agents or compounds. In specific embodiments, the glucocorticoid receptor antagonist is administered within 2 hours, 12 hours or 24 hours of administration of an anticancer agent or compound (or a combination of such agents or compounds).

[0051] It is specifically contemplated that treatment may continue or be repeated. In some embodiments, once treated with the combination of a glucocorticoid receptor antagonist and at least one anticancer agent or compound, all or part of the treatment may be repeated alone or in combination with a different anticancer agent or compound.

[0052] In certain embodiments, the glucocorticoid receptor antagonist is administered prior to as the other agent or therapy included in the combination therapy. In certain embodiments, the glucocorticoid receptor antagonist is administered 5, 10, 30, 45, 60 minutes, and/or 1, 2, 3, 4, 5, 6, 7, 8, 9, 10, 11, 12, 13, 14, 15, 16, 17, 18, 19, 20, 21, 22, 23, 24 hours, and/or 1, 2, 3, 4, 5, 6, 7 days, or any combination thereof prior to administration of at least one or the combination of the anti-cancer agents or compounds. It is specifically contemplated that in some embodiments, the glucocorticoid receptor antagonist is given prior to administration of the anticancer agent or compound but that the glucocorticoid receptor antagonist is also given concurrently with or after administration of the initial or a subsequent dose of the anticancer agent or compound. As discussed throughout, the anticancer agent or compound may be in a combination of such agents or compounds. In certain embodiments, the glucocorticoid receptor antagonist is administered up to three days prior to administering the anticancer agent or compound.

[0053] Additionally or alternatively, the glucocorticoid receptor antagonist is administered after administration of the other agent or therapy included in the combination therapy. In certain embodiments, the glucocorticoid receptor antagonist is administered 5, 10, 30, 45, 60 minutes, and/or 1, 2, 3, 4, 5, 6, 7, 8, 9, 10, 11, 12, 13, 14, 15, 16, 17, 18, 19, 20, 21, 22, 23, 24 hours, and/or 1, 2, 3, 4, 5, 6, 7 days, or any combination thereof after administration of at least one or the combination of the anti-cancer agents or compounds. It is specifically contemplated that in some embodiments, the glucocorticoid receptor antagonist is given after to administration of the anticancer agent or compound; such administration may be repeated. As discussed throughout, the anticancer agent or compound may be in a combination of such agents or compounds. In certain embodiments, the glucocorticoid receptor antagonist is administered up to three days after administering the anticancer agent or compound.

[0054] In certain embodiments, the breast cancer is an unresectable breast cancer. In further embodiments, the breast cancer is inflammatory breast cancer.

[0055] It is specifically contemplated that in some methods, dexamethasone has not been administered to the patient within 24 hours of administration of the glucocorticoid receptor antagonist.

[0056] Compositions are contemplated to include a glucocorticoid receptor antagonist and any other anticancer compound discussed herein, such as Herceptin or one or more chemotherapeutic compounds. In some embodiments, the composition is in a pharmaceutically acceptable formulation.

[0057] Use of the one or more compositions may be employed based on methods described herein. Other embodiments are discussed throughout this application. Any embodiment discussed with respect to one aspect of the invention applies to other aspects of the invention as well and vice versa. The embodiments in the Example section are understood to be embodiments that are applicable to all aspects of the technology described herein.

[0058] “Cancer prognosis” generally refers to a forecast or prediction of the probable course or outcome of the cancer. As used herein, cancer prognosis includes the forecast or prediction of any one or more of the following: duration of survival of a patient susceptible to or diagnosed with a cancer, duration of recurrence-free survival, duration of progression free survival of a patient susceptible to or diagnosed with a cancer, response rate in a group of patients susceptible to or diagnosed with a cancer, and/or duration of response in a patient or a group of patients susceptible to or diagnosed with a cancer.

[0059] In certain aspects, prognosis is an estimation of the likelihood of metastasis free survival of said patient over a predetermined period of time, e.g., over a period of 5 years.

[0060] In further aspects, prognosis is an estimation of the likelihood of death of disease of said patient over a predetermined period of time, e.g., over a period of 5 years.

[0061] The term “recurrence” refers to the detection of breast cancer in form of metastatic spread of tumor cells, local recurrence, contralateral recurrence or recurrence of breast cancer at any site of the body of the patient after breast cancer had been substantially undetectable or responsive to treatments.

[0062] As used herein, “prognostic for cancer” means providing a forecast or prediction of the probable course or outcome of the cancer. In some embodiments, “prognostic for cancer” comprises providing the forecast or prediction of (prognostic for) any one or more of the following: duration of survival of a patient susceptible to or diagnosed with a cancer, duration of recurrence-free survival, duration of progression free survival of a patient susceptible to or diagnosed with a cancer, response rate in a group of patients susceptible to or diagnosed with a cancer, and/or duration of response in a patient or a group of patients susceptible to or diagnosed with a cancer.

[0063] By “gene” is meant any polynucleotide sequence or portion thereof with a functional role in encoding or transcribing a protein or regulating other gene expression. The gene may consist of all the nucleic acids responsible for encoding a functional protein or only a portion of the nucleic acids responsible for encoding or expressing a protein. The polynucleotide sequence may contain a genetic abnormality within exons, introns, initiation or termination regions, promoter sequences, other regulatory sequences or unique adjacent regions to the gene.

[0064] As used herein, “treatment” or “therapy” is an approach for obtaining beneficial or desired clinical results. This includes: reduce the number of cancer cells; reduce the tumor size; inhibit (i.e., slow to some extent and/or stop) cancer cell infiltration into peripheral organs; inhibit (i.e., slow to some extent and/or stop) tumor metastasis; inhibit, to some extent, tumor growth; and/or relieve to some extent one or more of the symptoms associated with the disorder, shrinking the size of the tumor, decreasing symptoms resulting from the disease, increasing the quality of life of those suffering from the disease, decreasing the dose of other

medications required to treat the disease, delaying the progression of the disease, and/or prolonging survival of patients.

[0065] The term “therapeutically effective amount” refers to an amount of the drug that may reduce the number of cancer cells; reduce the tumor size; inhibit (i.e., slow to some extent and preferably stop) cancer cell infiltration into peripheral organs; inhibit (i.e., slow to some extent and preferably stop) tumor metastasis; inhibit, to some extent, tumor growth; and/or relieve to some extent one or more of the symptoms associated with the disorder. To the extent the drug may prevent growth and/or kill existing cancer cells, it may be cytostatic and/or cytotoxic. For cancer therapy, efficacy in vivo can, for example, be measured by assessing the duration of survival, time to disease progression (TTP), the response rates (RR), duration of response, and/or quality of life.

[0066] The terms “overexpress”, “overexpression”, “over-expressed”, “up-regulate”, or “up-regulated” interchangeably refer to a biomarker that is transcribed or translated at a detectably greater level, usually in a cancer cell, in comparison to a non-cancer cell or cancer cell that is not associated with the worst or poorest prognosis. The term includes overexpression due to transcription, post transcriptional processing, translation, post-translational processing, cellular localization, and/or RNA and protein stability, as compared to a non-cancer cell or cancer cell that is not associated with the worst or poorest prognosis. Overexpression can be detected using conventional techniques for detecting mRNA (i.e., RT-PCR, PCR, hybridization) or proteins (i.e., ELISA, immunohistochemical techniques, mass spectroscopy). Overexpression can be 10%, 20%, 30%, 40%, 50%, 60%, 70%, 80%, 90% or more in comparison to a normal cell or cancer cell that is not associated with the worst or poorest prognosis. In certain instances, overexpression is 1-fold, 2-fold, 3-fold, 4-fold, 5, 6, 7, 8, 9, 10, or 15-fold or more higher levels of transcription or translation in comparison to a non-cancer cell or cancer cell that is not associated with the worst or poorest prognosis.

[0067] “Biological sample” includes sections of tissues such as biopsy and autopsy samples, and frozen sections taken for histologic purposes. Such samples include breast cancer tissues, cultured cells, e.g., primary cultures, explants, and transformed cells. A biological sample is typically obtained from a mammal, such as a primate, e.g., human.

[0068] A “biopsy” refers to the process of removing a tissue sample for diagnostic or prognostic evaluation, and to the tissue specimen itself. Any biopsy technique known in the art can be applied to the diagnostic and prognostic methods of the present invention. The biopsy technique applied will depend on the tissue type to be evaluated (e.g., breast), the size and type of the tumor, among other factors. Representative biopsy techniques include, but are not limited to, excisional biopsy, incisional biopsy, needle biopsy, and surgical biopsy. An “excisional biopsy” refers to the removal of an entire tumor mass with a small margin of normal tissue surrounding it. An “incisional biopsy” refers to the removal of a wedge of tissue that includes a cross-sectional diameter of the tumor. A diagnosis or prognosis made by endoscopy or fluoroscopy can require a “core-needle biopsy”, or a “fine-needle aspiration biopsy” which generally obtains a suspension of cells from within a target tissue. Biopsy techniques are discussed, for example, in

Harrison's Principles of Internal Medicine, 2005. Obtaining a biopsy includes both direct and indirect methods, including obtaining the biopsy from the patient or obtaining the biopsy sample after it is removed from the patient.

[0069] The use of the word "a" or "an" when used in conjunction with the term "comprising" in the claims and/or the specification may mean "one," but it is also consistent with the meaning of "one or more," "at least one," and "one or more than one."

[0070] Throughout this application, the term "about" is used to indicate that a value includes the standard deviation of error for the device or method being employed to determine the value.

[0071] The use of the term "or" in the claims is used to mean "and/or" unless explicitly indicated to refer to alternatives only or the alternatives are mutually exclusive, although the disclosure supports a definition that refers to only alternatives and "and/or." It is also contemplated that anything listed using the term "or" may also be specifically excluded.

[0072] As used in this specification and claim(s), the words "comprising" (and any form of comprising, such as "comprise" and "comprises"), "having" (and any form of having, such as "have" and "has"), "including" (and any form of including, such as "includes" and "include") or "containing" (and any form of containing, such as "contains" and "contain") are inclusive or open-ended and do not exclude additional, unrecited elements or method steps.

[0073] Other objects, features and advantages of the present invention will become apparent from the following detailed description. It should be understood, however, that the detailed description and the specific examples, while indicating specific embodiments of the invention, are given by way of illustration only, since various changes and modifications within the spirit and scope of the invention will become apparent to those skilled in the art from this detailed description.

DESCRIPTION OF THE DRAWINGS

[0074] The following drawings form part of the present specification and are included to further demonstrate certain aspects of the present invention. The invention may be better understood by reference to one or more of these drawings in combination with the detailed description of specific embodiments presented herein.

[0075] FIG. 1. Primary human breast ductal epithelium, DCIS (60%) in vasive human cancers (30-40%) exhibit significant glucocorticoid receptor expression.

[0076] FIG. 2. Unsupervised cluster analysis identifies GR target gene signature (Sig+) vs Sig- tumors (n=68 genes) A GR-regulated gene expression set from MCF10A-Myc (ER-/GR+) cells treated +/- Dex from 30 m-24 h was used to perform a two dimensional unsupervised clustering analysis on the NKI-295 early breast cancer gene expression data set (n=2034 starting genes). GR-regulated genes (n=68) that separate these tumors into two groups (GRsig+=Red and GRsig-=Green) are shown in rows while each column represents a patient. Several EMT genes (e.g. Snail) and known anti-apoptotic genes are included.

[0077] FIG. 3. NR3C1 expression correlates with GR signature gene expression. The GRsig+ vs. GRsig- tumor designations correlate with higher NR3C1 vs. lower expres-

sion, respectively. For ESR1+ tumors (orange) the P<.00001 and for ESR1- tumors (green) p=.7 (t test). Error bars are +/-SD.

[0078] FIG. 4. RFS of GR gene expression signature. The GR signature predicts a differential prognosis for ESR1+ patients and ESR1- pts with respect to GR-signature expression. ESR1-/GR+ signature patients have the worst prognosis.

[0079] FIG. 5. Meta-analysis of NR3C1 expression and RFS.

[0080] FIG. 6. Common genes differentially expressed in ESR1- and NR3C1+/- tumors, ChIP-seq and gene expression in Dex-treated MCF10A-Myc cells.

[0081] FIG. 7A-F. Schematic of glucocorticoid receptor (GR) isoforms. GR alpha=SEQ ID NO:47; GR beta=SEQ ID NO:48

[0082] FIG. 8. Administration of mifepristone increases MDA-MB-231 tumor susceptibility to paclitaxel treatment in vivo.

[0083] FIG. 9. Mifepristone pretreatment increases tamoxifen-resistant MCF-7 (T-R-MCF-7), but not parental MCF-7 cell susceptibility to paclitaxel in vitro.

DETAILED DESCRIPTION OF THE INVENTION

[0084] Glucocorticoid receptor (GR) activation initiates a potent cell survival signal in ER- breast cancer models. However, GR activity has not been previously examined in primary human breast cancers. Because anti-apoptotic signaling is believed to be an important determinant of breast cancer viability and relapse, the inventors contemplate that early stage primary human breast cancer demonstrates a correlation between high GR (NR3C1) and GR-mediated gene expression and cancer recurrence.

[0085] The Dutch NKI 295 data set was examined and the inventors determined that a gene expression signature of 68 GR-regulated genes (based on in vitro data) could cluster patients into different groups with differential outcome. In addition, it was found that GR-mediated gene expression correlated with NR3C1 expression levels. The inventors examined NR3C1 tumor expression in a much larger meta-dataset and again found that ER-/GR (NR3C1)+ patients did the worst. Moreover, key cell survival genes identified as GR gene targets from ChIP-seq experiments were differentially expressed.

I. Hormone Receptor Status of Breast Cancer

[0086] Intracellular receptors (IRs) form a class of structurally-related genetic regulators scientists have named "ligand dependent transcription factors" (R. M. Evans, Science, 240:889, 1988). Steroid receptors are a recognized subset of the IRs, including androgen receptor (AR), progesterone receptor (PR), estrogen receptor (ER), glucocorticoid receptor (GR), and mineralocorticoid receptor (MR). Regulation of a gene by such factors requires both the IR itself and a corresponding ligand, which has the ability to selectively bind to the IR in a way that affects gene transcription.

[0087] Naturally occurring as well as synthetic steroidal glucocorticoids (e.g., cortisol, cortisone, prednisolone, dexamethasone) have been widely used for over fifty years for the treatment of acute and chronic inflammatory and immune disorders. In particular, glucocorticoids have been

prescribed for the treatment of rheumatoid arthritis, osteoarthritis, rheumatic fever, asthma, allergic rhinitis, systemic lupus erythematosus, chronic obstructive pulmonary disease, Crohn's disease, inflammatory bowel disease, and ulcerative colitis. However, the use of glucocorticoids is often associated with severe and sometimes irreversible side effects such as bone loss/osteoporosis, hyperglycemia, diabetes mellitus, hypertension, glaucoma, muscle atrophy, Cushing's syndrome, and psychosis.

[0088] Glucocorticoids exert their pharmacological effects by regulating gene transcription after the formation of a complex with the glucocorticoid receptor (GR). GR-glucocorticoid complex affects gene transcription by translocating to the nucleus after binding of the glucocorticoid where it acts as a dimer in binding to DNA glucocorticoid hormone response elements (GREs) in the promoter regions of particular genes. The GR-glucocorticoid/GRE complex then, in turn, activates (transactivation) or inhibits transcription of proximally located genes. Conversely, the GR-glucocorticoid complex may negatively regulate gene transcription by a process that does not involve binding to DNA. In this process, termed transrepression, following binding of the glucocorticoid, the complexed GR enters the nucleus where it acts as a monomer to directly interact (via protein-protein interaction) with other transcription factors, repressing their ability to induce gene transcription and thus protein expression.

[0089] Estrogen, mediated through the estrogen receptor (ER), plays a major role in regulating the growth and differentiation of normal breast epithelium (Pike et al. *Epidemiologic Reviews* (1993) 15(1):17-35; Henderson et al. *Cancer Res.* (1988) 48:246-253). It stimulates cell proliferation and regulates the expression of other genes, including the progesterone receptor (PgR). PgR then mediates the mitogenic effect of progesterone, further stimulating proliferation (Pike et al., 1993; Henderson et al., 1988). The molecular differences between estrogen receptor ("ER") negative and ER positive tumors are significant in light of clinical observations which indicate that the nature and biological behavior of ER positive and ER negative tumors are distinct even in the absence of hormonal therapy. For example, ER negative cancers tend to recur sooner and show a different rate of recurrence in distant organ sites compared to ER positive tumors. Clinical observations and molecular profiling data suggest that tumors not expressing both ER and PgR represent a different clinical entity in terms of chemotherapy responsiveness. (Colleoni et al., *Annals of Oncology* 11(8):1057 (2000)). Thus, ER negative and ER positive breast cancers are two distinct disease entities rather than phenotypic variations of the same disease.

[0090] Relatively increased expression of these genes in primary ER-negative human breast tumors is associated with high GR expression and with an earlier relapse in ER-negative breast cancer patients (described herein). Activation of the glucocorticoid receptor (GR) in epithelial cells has been shown to initiate an anti-apoptotic (i.e., cell survival) signaling pathway that prevents breast (Wu et al, 2004) and ovarian cancer (Melhem et al, 2009) cell death in vitro and in vivo (Pang et al, 2006). Blocking or antagonizing GR activation with a GR antagonist such as mifepristone reverses cell survival signaling pathways initiated by the GR (Moran et al., 2000). Other GR antagonists (e.g., dexamethasone oxetanone) also reverse GR-mediated cell survival and potentiate apoptosis in response to cell stressors such as

growth factor withdrawal (Mikosz et al, 2001). The mechanism(s) whereby GR activation protects from cell death includes the transcriptional upregulation of genes encoding anti-apoptotic proteins such as SGK1, MKP1, MCL1, and BIRC3. However, experiments with a glucocorticoid receptor antagonist, RU486, in conjunction with dexamethasone did not increase the number of apoptotic cells induced by paclitaxel, compared to paclitaxel alone (Wu et al., 2004).

II. Biomarkers and Evaluating Levels of Biomarkers

[0091] Biomarkers for prognosing human breast cancer patients have been identified. They include estrogen receptor (ER) in combination with the activity of the glucocorticoid receptor (GR) activity. It is contemplated that these biomarkers may be evaluated based on their gene products. In some embodiments, the gene product is the RNA transcript. In other embodiments, the gene product is the protein expressed by the RNA transcript. In still another embodiment is the evaluation of surrogate genes or gene targets of ER, GR, or ER and GR.

[0092] In certain aspects a meta-analysis of expression or activity can be performed. In statistics, a meta-analysis combines the results of several studies that address a set of related research hypotheses. This is normally done by identification of a common measure of effect size, which is modeled using a form of meta-regression. Generally, three types of models can be distinguished in the literature on meta-analysis: simple regression, fixed effects meta-regression and random effects meta-regression. Resulting overall averages when controlling for study characteristics can be considered meta-effect sizes, which are more powerful estimates of the true effect size than those derived in a single study under a given single set of assumptions and conditions. A meta-gene expression value, in this context, is to be understood as being the median of the normalized expression of a marker gene or activity. Normalization of the expression of a marker gene is preferably achieved by dividing the expression level of the individual marker gene to be normalized by the respective individual median expression of this marker genes, wherein said median expression is preferably calculated from multiple measurements of the respective gene in a sufficiently large cohort of test individuals. The test cohort preferably comprises at least 3, 10, 100, 200, 1000 individuals or more including all values and ranges thereof. Dataset-specific bias can be removed or minimized allowing multiple datasets to be combined for meta-analyses (See Sims et al. *BMC Medical Genomics* (1:42), 1-14, 2008, which is incorporated herein by reference in its entirety).

[0093] The calculation of a meta-gene expression value is performed by: (i) determining the gene expression value of at least two, preferably more genes (ii) "normalizing" the gene expression value of each individual gene by dividing the expression value with a coefficient which is approximately the median expression value of the respective gene in a representative breast cancer cohort (iii) calculating the median of the group of normalized gene expression values.

[0094] A gene shall be understood to be specifically expressed in a certain cell type if the expression level of said gene in said cell type is at least 2-fold, 5-fold, 10-fold, 100-fold, 1000-fold, or 10000-fold higher than in a reference cell type, or in a mixture of reference cell types. Reference cell types include non-cancerous breast tissue cells or a heterogeneous population of breast cancers.

[0095] In certain algorithms a suitable threshold level is first determined for a marker gene. The suitable threshold level can be determined from measurements of the marker gene expression in multiple individuals from a test cohort. The median expression of the marker gene in said multiple expression measurements is taken as the suitable threshold value.

[0096] Comparison of multiple marker genes with a threshold level can be performed as follows:

[0097] 1. The individual marker genes are compared to their respective threshold levels.

[0098] 2. The number of marker genes, the expression level of which is above their respective threshold level, is determined.

[0099] 3. If a marker genes is expressed above its respective threshold level, then the expression level of the marker gene is taken to be "above the threshold level".

[0100] "A sufficiently large number", in this context, means preferably 30%, 50%, 80%, 90%, or 95% of the marker genes used.

[0101] In certain aspects, the determination of expression levels is on a gene chip, such as an Affymetrix™ gene chip.

[0102] In another aspect, the determination of expression levels is done by kinetic real time PCR.

[0103] In certain aspects, the methods can relate to a system for performing such methods, the system comprising (a) apparatus or device for storing data on the ER or nodal status of the patient; (b) apparatus or device for determining the expression level of at least one marker gene or activity; (c) apparatus or device for comparing the expression level of the first marker gene or activity with a predetermined first threshold value; (d) apparatus or device for determining the expression level of at least one second marker gene or activity; and (e) computing apparatus or device programmed to provide a unfavorable or poor prognosis if the data indicates a negative ER status and an increased or decreased expression level of said first marker gene or activity (e.g., GR expression or activity) with the predetermined first threshold value and, alternatively, the expression level of said second marker gene is above or below a predetermined second threshold level.

[0104] The person skilled in the art readily appreciates that an unfavorable or poor prognosis can be given if the expression level of the first marker gene with the predetermined first threshold value indicates a tumor that is likely to recur or not respond well to standard therapies.

[0105] The expression patterns can also be compared by using one or more ratios between the expression levels of different breast cancer biomarkers. Other suitable measures or indicators can also be employed for assessing the relationship or difference between different expression patterns.

[0106] The GR nucleic acid and protein sequences are provided in GenBank accession number AY436590. The ER nucleic acid and protein sequences are provided in GenBank accession number NG_008493. The content of all of these GenBank Accession numbers is specifically incorporated herein by reference as of the filing date of this application.

[0107] The following biomarkers are provided for implementation with embodiments discussed herein. All of them designate nucleic acid sequences for the particular gene identifier. Nucleic acid sequences related to these gene designation can be found in the Genbank sequence databases. Additional biomarkers include the MCL1, SAP30, DUSP1, SGK1, SMARCA2, PTGDS, TNFRSF9, SFN,

LAPTM5, GPSM2, SORT1, DPT, NRP1, ACSL5, BIRC3, NNMT, IGFBP6, PLXNC1, SLC46A3, C14orf139, PIAS1, IDH2, SERPINF1, ERBB2, PECAM1, LBH, ST3GAL5, IL1R1, BIN1, WIPF1, TFPI, FN1, FAM134A, NRIP1, RAC2, SPP1, PHF15, BTN3A2, SESN1, MAP3K5, DPYSL2, SEMA4D, STOM, and MAOA genes.

[0108] One or more of the biomarkers can be used to prognose a human patient with breast cancer. The expression pattern of these biomarkers in breast cancer cells may be used to evaluate a patient to determine whether they are likely to respond to standard chemotherapy, likely not to respond to standard chemotherapy, or likely to relapse after standard chemotherapy.

[0109] The expression levels of breast cancer biomarkers can be compared to reference expression levels using various methods. These reference levels can be determined using expression levels of a reference based on all breast cancer patients or all breast cancer patients determined to be ER+and/or ER-. Alternatively, it can be based on an internal reference such as a gene that is expressed in all cells. In some embodiments, the reference is a gene expressed in breast cancer cells at a higher level than any biomarker. Any comparison can be performed using the fold change or the absolute difference between the expression levels to be compared. One or more breast cancer biomarkers can be used in the comparison. It is contemplated that 1, 2, 3, 4, 5, 6, 7, 8, and/or 9 biomarkers may be compared to each other and/or to a reference that is internal or external. A person of ordinary skill in the art would know how to do such comparisons.

[0110] Comparisons or results from comparisons may reveal or be expressed as x-fold increase or decrease in expression relative to a standard or relative to another biomarker or relative to the same biomarker but in a different class of prognosis. In some embodiments, patients with a poor prognosis have a relatively high level of expression (overexpression) or relatively low level of expression (underexpression) when compared to patients with a better or favorable prognosis, or vice versa.

[0111] Fold increases or decreases may be, be at least, or be at most 1-, 2-, 3-, 4-, 5-, 6-, 7-, 8-, 9-, 10-, 11-, 12-, 13-, 14-, 15-, 16-, 17-, 18-, 19-, 20-, 25-, 30-, 35-, 40-, 45-, 50-, 55-, 60-, 65-, 70-, 75-, 80-, 85-, 90-, 95-, 100- or more, or any range derivable therein. Alternatively, differences in expression may be expressed as a percent decrease or increase, such as at least or at most 20, 25, 30, 35, 40, 45, 50, 55, 60, 65, 70, 75, 80, 85, 90, 95, 100, 110, 120, 130, 140, 150, 160, 170, 180, 190, 200, 300, 400, 500, 600, 700, 800, 900, 1000% difference, or any range derivable therein.

[0112] Other ways to express relative expression levels are by normalized or relative numbers such as 0.001, 0.002, 0.003, 0.004, 0.005, 0.006, 0.007, 0.008, 0.009, 0.01, 0.02, 0.03, 0.04, 0.05, 0.06, 0.07, 0.08, 0.09, 0.1, 0.2, 0.3, 0.4, 0.5, 0.6, 0.7, 0.8, 0.9, 1.0, 1.1, 1.2, 1.3, 1.4, 1.5, 1.6, 1.7, 1.8, 1.9, 2.0, 2.1, 2.2, 2.3, 2.4, 2.5, 2.6, 2.7, 2.8, 2.9, 3.0, 3.1, 3.2, 3.3, 3.4, 3.5, 3.6, 3.7, 3.8, 3.9, 4.0, 4.1, 4.2, 4.3, 4.4, 4.5, 4.6, 4.7, 4.8, 4.9, 5.0, 5.1, 5.2, 5.3, 5.4, 5.5, 5.6, 5.7, 5.8, 5.9, 6.0, 6.1, 6.2, 6.3, 6.4, 6.5, 6.6, 6.7, 6.8, 6.9, 7.0, 7.1, 7.2, 7.3, 7.4, 7.5, 7.6, 7.7, 7.8, 8.0, 8.1, 8.2, 8.3, 8.4, 8.5, 8.6, 8.7, 8.8, 8.9, 9.0, 9.1, 9.2, 9.3, 9.4, 9.5, 9.6, 9.7, 9.8, 9.9, 10.0, or any range derivable therein.

[0113] Algorithms, such as the weighted voting programs, can be used to facilitate the evaluation of biomarker levels. In addition, other clinical evidence can be combined with the

biomarker-based test to reduce the risk of false evaluations. Other cytogenetic evaluations may be considered in some embodiments of the invention.

[0114] Any biological sample from the patient that contains breast cancer cells may be used to evaluate the expression pattern of any biomarker discussed herein. In some embodiments, a biological sample from a breast tumor is used. Evaluation of the sample may involve, though it need not involve, panning (enriching) for cancer cells or isolating the cancer cells.

[0115] A. Nucleic Acids

[0116] Screening methods based on differentially expressed gene products are well known in the art. In accordance with one aspect of the present invention, the differential expression patterns of breast cancer biomarkers can be determined by measuring the levels of RNA transcripts of these genes, or genes whose expression is modulated by the these genes, in the patient's breast cancer cells. Suitable methods for this purpose include, but are not limited to, RT-PCR, Northern Blot, in situ hybridization, Southern Blot, slot-blotting, nuclease protection assay and oligonucleotide arrays.

[0117] In certain aspects, RNA isolated from breast cancer cells can be amplified to cDNA or cRNA before detection and/or quantitation. The isolated RNA can be either total RNA or mRNA. The RNA amplification can be specific or non-specific. Suitable amplification methods include, but are not limited to, reverse transcriptase PCR, isothermal amplification, ligase chain reaction, and Qbeta replicase. The amplified nucleic acid products can be detected and/or quantitated through hybridization to labeled probes. In some embodiments, detection may involve fluorescence resonance energy transfer (FRET) or some other kind of quantum dots.

[0118] Amplification primers or hybridization probes for a breast cancer biomarker can be prepared from the gene sequence or obtained through commercial sources, such as Affymatrix. In certain embodiments the gene sequence is identical or complementary to at least 8 contiguous nucleotides of the coding sequence.

[0119] Sequences suitable for making probes/primers for the detection of their corresponding breast cancer biomarkers include those that are identical or complementary to all or part of genes or SEQ ID NOs described herein. These sequences are all nucleic acid sequences of breast cancer biomarkers.

[0120] The use of a probe or primer of between 13 and 100 nucleotides, preferably between 17 and 100 nucleotides in length, or in some aspects of the invention up to 1-2 kilobases or more in length, allows the formation of a duplex molecule that is both stable and selective. Molecules having complementary sequences over contiguous stretches greater than 20 bases in length are generally preferred, to increase stability and/or selectivity of the hybrid molecules obtained. One will generally prefer to design nucleic acid molecules for hybridization having one or more complementary sequences of 20 to 30 nucleotides, or even longer where desired. Such fragments may be readily prepared, for example, by directly synthesizing the fragment by chemical means or by introducing selected sequences into recombinant vectors for recombinant production.

[0121] In one embodiment, each probe/primer comprises at least 15 nucleotides. For instance, each probe can comprise at least or at most 20, 25, 50, 75, 100, 125, 150, 175,

200, 225, 250, 275, 300, 325, 350, 400 or more nucleotides (or any range derivable therein). They may have these lengths and have a sequence that is identical or complementary to a gene or SEQ ID NO described herein. Preferably, each probe/primer has relatively high sequence complexity and does not have any ambiguous residue (undetermined "n" residues). The probes/primers preferably can hybridize to the target gene, including its RNA transcripts, under stringent or highly stringent conditions. In some embodiments, because each of the biomarkers has more than one human sequence, it is contemplated that probes and primers may be designed for use with each on of these sequences. For example, inosine is a nucleotide frequently used in probes or primers to hybridize to more than one sequence. It is contemplated that probes or primers may have inosine or other design implementations that accommodate recognition of more than one human sequence for a particular biomarker.

[0122] For applications requiring high selectivity, one will typically desire to employ relatively high stringency conditions to form the hybrids. For example, relatively low salt and/or high temperature conditions, such as provided by about 0.02 M to about 0.10 M NaCl at temperatures of about 50° C. to about 70° C. Such high stringency conditions tolerate little, if any, mismatch between the probe or primers and the template or target strand and would be particularly suitable for isolating specific genes or for detecting specific mRNA transcripts. It is generally appreciated that conditions can be rendered more stringent by the addition of increasing amounts of formamide.

[0123] In another embodiment, the probes/primers for a gene are selected from regions which significantly diverge from the sequences of other genes. Such regions can be determined by checking the probe/primer sequences against a human genome sequence database, such as the Entrez database at the NCBI. One algorithm suitable for this purpose is the BLAST algorithm. This algorithm involves first identifying high scoring sequence pairs (HSPs) by identifying short words of length W in the query sequence, which either match or satisfy some positive-valued threshold score T when aligned with a word of the same length in a database sequence. T is referred to as the neighborhood word score threshold. These initial neighborhood word hits act as seeds for initiating searches to find longer HSPs containing them. The word hits are then extended in both directions along each sequence to increase the cumulative alignment score. Cumulative scores are calculated using, for nucleotide sequences, the parameters M (reward score for a pair of matching residues; always >0) and N (penalty score for mismatching residues; always <0). The BLAST algorithm parameters W, T, and X determine the sensitivity and speed of the alignment. These parameters can be adjusted for different purposes, as appreciated by one of ordinary skill in the art.

[0124] In one embodiment, quantitative RT-PCR (such as TaqMan, ABI) is used for detecting and comparing the levels of RNA transcripts in breast cancer samples. Quantitative RT-PCR involves reverse transcription (RT) of RNA to cDNA followed by relative quantitative PCR (RT-PCR). The concentration of the target DNA in the linear portion of the PCR process is proportional to the starting concentration of the target before the PCR was begun. By determining the concentration of the PCR products of the target DNA in PCR reactions that have completed the same number of cycles and are in their linear ranges, it is possible to determine the

relative concentrations of the specific target sequence in the original DNA mixture. If the DNA mixtures are cDNAs synthesized from RNAs isolated from different tissues or cells, the relative abundances of the specific mRNA from which the target sequence was derived may be determined for the respective tissues or cells. This direct proportionality between the concentration of the PCR products and the relative mRNA abundances is true in the linear range portion of the PCR reaction. The final concentration of the target DNA in the plateau portion of the curve is determined by the availability of reagents in the reaction mix and is independent of the original concentration of target DNA. Therefore, the sampling and quantifying of the amplified PCR products preferably are carried out when the PCR reactions are in the linear portion of their curves. In addition, relative concentrations of the amplifiable cDNAs preferably are normalized to some independent standard, which may be based on either internally existing RNA species or externally introduced RNA species. The abundance of a particular mRNA species may also be determined relative to the average abundance of all mRNA species in the sample.

[0125] In one embodiment, the PCR amplification utilizes one or more internal PCR standards. The internal standard may be an abundant housekeeping gene in the cell or it can specifically be GAPDH, GUSB and β -2 microglobulin. These standards may be used to normalize expression levels so that the expression levels of different gene products can be compared directly. A person of ordinary skill in the art would know how to use an internal standard to normalize expression levels.

[0126] A problem inherent in clinical samples is that they are of variable quantity and/or quality. This problem can be overcome if the RT-PCR is performed as a relative quantitative RT-PCR with an internal standard in which the internal standard is an amplifiable cDNA fragment that is similar or larger than the target cDNA fragment and in which the abundance of the mRNA encoding the internal standard is roughly 5-100 fold higher than the mRNA encoding the target. This assay measures relative abundance, not absolute abundance of the respective mRNA species.

[0127] In another embodiment, the relative quantitative RT-PCR uses an external standard protocol. Under this protocol, the PCR products are sampled in the linear portion of their amplification curves. The number of PCR cycles that are optimal for sampling can be empirically determined for each target cDNA fragment. In addition, the reverse transcriptase products of each RNA population isolated from the various samples can be normalized for equal concentrations of amplifiable cDNAs.

[0128] Nucleic acid arrays can also be used to detect and compare the differential expression patterns of breast cancer biomarkers in breast cancer cells. The probes suitable for detecting the corresponding breast cancer biomarkers can be stably attached to known discrete regions on a solid substrate. As used herein, a probe is "stably attached" to a discrete region if the probe maintains its position relative to the discrete region during the hybridization and the subsequent washes. Construction of nucleic acid arrays is well known in the art. Suitable substrates for making polynucleotide arrays include, but are not limited to, membranes, films, plastics and quartz wafers.

[0129] A nucleic acid array of the present invention can comprise at least 1, 2, 3, 4, 5, 6, 7, 8, 9, 10, 15, 20, 25, 30, 35, 40, 45, 50, 60, 70, 80, 90, 100, 150, 200, 250 or more

different polynucleotide probes, which may hybridize to different and/or the same biomarkers. Multiple probes for the same gene can be used on a single nucleic acid array. Probes for other disease genes can also be included in the nucleic acid array. The probe density on the array can be in any range. In some embodiments, the density may be 50, 100, 200, 300, 400, 500 or more probes/cm².

[0130] Specifically contemplated by the present inventors are chip-based nucleic acid technologies such as those described by Hacia et al. (1996) and Shoemaker et al. (1996). Briefly, these techniques involve quantitative methods for analyzing large numbers of genes rapidly and accurately. By tagging genes with oligonucleotides or using fixed probe arrays, one can employ chip technology to segregate target molecules as high density arrays and screen these molecules on the basis of hybridization (see also, Pease et al., 1994; and Fodor et al, 1991). It is contemplated that this technology may be used in conjunction with evaluating the expression level of one or more breast cancer biomarkers with respect to diagnostic, prognostic, and treatment methods of the invention.

[0131] The present invention may involve the use of arrays or data generated from an array. Data may be readily available. Moreover, an array may be prepared in order to generate data that may then be used in correlation studies.

[0132] An array generally refers to ordered macroarrays or microarrays of nucleic acid molecules (probes) that are fully or nearly complementary or identical to a plurality of mRNA molecules or cDNA molecules and that are positioned on a support material in a spatially separated organization. Macroarrays are typically sheets of nitrocellulose or nylon upon which probes have been spotted. Microarrays position the nucleic acid probes more densely such that up to 10,000 nucleic acid molecules can be fit into a region typically 1 to 4 square centimeters. Microarrays can be fabricated by spotting nucleic acid molecules, e.g., genes, oligonucleotides, etc., onto substrates or fabricating oligonucleotide sequences in situ on a substrate. Spotted or fabricated nucleic acid molecules can be applied in a high density matrix pattern of up to about 30 non-identical nucleic acid molecules per square centimeter or higher, e.g. up to about 100 or even 1000 per square centimeter. Microarrays typically use coated glass as the solid support, in contrast to the nitrocellulose-based material of filter arrays. By having an ordered array of complementing nucleic acid samples, the position of each sample can be tracked and linked to the original sample. A variety of different array devices in which a plurality of distinct nucleic acid probes are stably associated with the surface of a solid support are known to those of skill in the art. Useful substrates for arrays include nylon, glass and silicon. Such arrays may vary in a number of different ways, including average probe length, sequence or types of probes, nature of bond between the probe and the array surface, e.g. covalent or non-covalent, and the like. The labeling and screening methods of the present invention and the arrays are not limited in its utility with respect to any parameter except that the probes detect expression levels; consequently, methods and compositions may be used with a variety of different types of genes.

[0133] Representative methods and apparatus for preparing a microarray have been described, for example, in U.S. Pat. Nos. 5,143,854; 5,202,231; 5,242,974; 5,288,644; 5,324,633; 5,384,261; 5,405,783; 5,412,087; 5,424,186; 5,429,807; 5,432,049; 5,436,327; 5,445,934; 5,468,613;

5,470,710; 5,472,672; 5,492,806; 5,525,464; 5,503,980; 5,510,270; 5,525,464; 5,527,681; 5,529,756; 5,532,128; 5,545,531; 5,547,839; 5,554,501; 5,556,752; 5,561,071; 5,571,639; 5,580,726; 5,580,732; 5,593,839; 5,599,695; 5,599,672; 5,610,287; 5,624,711; 5,631,134; 5,639,603; 5,654,413; 5,658,734; 5,661,028; 5,665,547; 5,667,972; 5,695,940; 5,700,637; 5,744,305; 5,800,992; 5,807,522; 5,830,645; 5,837,196; 5,871,928; 5,847,219; 5,876,932; 5,919,626; 6,004,755; 6,087,102; 6,368,799; 6,383,749; 6,617,112; 6,638,717; 6,720,138, as well as WO 93/17126; WO 95/11995; WO 95/21265; WO 95/21944; WO 95/35505; WO 96/31622; WO 97/10365; WO 97/27317; WO 99/35505; WO 09923256; WO 09936760; W00138580; WO 0168255; WO 03020898; WO 03040410; WO 03053586; WO 03087297; WO 03091426; W003100012; WO 04020085; WO 04027093; EP 373 203; EP 785 280; EP 799 897 and UK 8 803 000; the disclosures of which are all herein incorporated by reference.

[0134] It is contemplated that the arrays can be high density arrays, such that they contain 100 or more different probes. It is contemplated that they may contain 1000, 16,000, 65,000, 250,000 or 1,000,000 or more different probes. The probes can be directed to targets in one or more different organisms. The oligonucleotide probes range from 5 to 50, 5 to 45, 10 to 40, or 15 to 40 nucleotides in length in some embodiments. In certain embodiments, the oligonucleotide probes are 20 to 25 nucleotides in length.

[0135] The location and sequence of each different probe sequence in the array are generally known. Moreover, the large number of different probes can occupy a relatively small area providing a high density array having a probe density of generally greater than about 60, 100, 600, 1000, 5,000, 10,000, 40,000, 100,000, or 400,000 different oligonucleotide probes per cm². The surface area of the array can be about or less than about 1, 1.6, 2, 3, 4, 5, 6, 7, 8, 9, or 10 cm².

[0136] Moreover, a person of ordinary skill in the art could readily analyze data generated using an array. Such protocols include information found in WO 9743450; WO 03023058; WO 03022421; WO 03029485; WO 03067217; WO 03066906; WO 03076928; WO 03093810; WO 03100448A1, all of which are specifically incorporated by reference.

[0137] In one embodiment, nuclease protection assays are used to quantify RNAs derived from the breast cancer samples. There are many different versions of nuclease protection assays known to those practiced in the art. The common characteristic that these nuclease protection assays have is that they involve hybridization of an antisense nucleic acid with the RNA to be quantified. The resulting hybrid double-stranded molecule is then digested with a nuclease that digests single-stranded nucleic acids more efficiently than double-stranded molecules. The amount of antisense nucleic acid that survives digestion is a measure of the amount of the target RNA species to be quantified. An example of a nuclease protection assay that is commercially available is the RNase protection assay manufactured by Ambion, Inc. (Austin, Tex.).

[0138] B. Proteins and Polypeptides

[0139] In other embodiments, the differential expression patterns of breast cancer biomarkers can be determined by measuring the levels of polypeptides encoded by these genes in breast cancer cells. Methods suitable for this purpose include, but are not limited to, immunoassays such as

ELISA, RIA, FACS, dot blot, Western Blot, immunohistochemistry, and antibody-based radioimaging. Protocols for carrying out these immunoassays are well known in the art. Other methods such as 2-dimensional SDS-polyacrylamide gel electrophoresis can also be used. These procedures may be used to recognize any of the polypeptides encoded by the breast cancer biomarker genes described herein.

[0140] One example of a method suitable for detecting the levels of target proteins in peripheral blood samples is ELISA. In an exemplifying ELISA, antibodies capable of binding to the target proteins encoded by one or more breast cancer biomarker genes are immobilized onto a selected surface exhibiting protein affinity, such as wells in a polystyrene or polyvinylchloride microtiter plate. Then, breast cancer cell samples to be tested are added to the wells. After binding and washing to remove non-specifically bound immunocomplexes, the bound antigen(s) can be detected. Detection can be achieved by the addition of a second antibody which is specific for the target proteins and is linked to a detectable label. Detection may also be achieved by the addition of a second antibody, followed by the addition of a third antibody that has binding affinity for the second antibody, with the third antibody being linked to a detectable label. Before being added to the microtiter plate, cells in the peripheral blood samples can be lysed using various methods known in the art. Proper extraction procedures can be used to separate the target proteins from potentially interfering substances.

[0141] In another ELISA embodiment, the breast cancer cell samples containing the target proteins are immobilized onto the well surface and then contacted with the antibodies of the invention. After binding and washing to remove non-specifically bound immunocomplexes, the bound antigen is detected. Where the initial antibodies are linked to a detectable label, the immunocomplexes can be detected directly. The immunocomplexes can also be detected using a second antibody that has binding affinity for the first antibody, with the second antibody being linked to a detectable label.

[0142] Another typical ELISA involves the use of antibody competition in the detection. In this ELISA, the target proteins are immobilized on the well surface. The labeled antibodies are added to the well, allowed to bind to the target proteins, and detected by means of their labels. The amount of the target proteins in an unknown sample is then determined by mixing the sample with the labeled antibodies before or during incubation with coated wells. The presence of the target proteins in the unknown sample acts to reduce the amount of antibody available for binding to the well and thus reduces the ultimate signal.

[0143] Different ELISA formats can have certain features in common, such as coating, incubating or binding, washing to remove non-specifically bound species, and detecting the bound immunocomplexes. For instance, in coating a plate with either antigen or antibody, the wells of the plate can be incubated with a solution of the antigen or antibody, either overnight or for a specified period of hours. The wells of the plate are then washed to remove incompletely adsorbed material. Any remaining available surfaces of the wells are then "coated" with a nonspecific protein that is antigenically neutral with regard to the test samples. Examples of these nonspecific proteins include bovine serum albumin (BSA), casein and solutions of milk powder. The coating allows for blocking of nonspecific adsorption sites on the immobilizing

surface and thus reduces the background caused by nonspecific binding of antisera onto the surface.

[0144] In ELISAs, a secondary or tertiary detection means can also be used. After binding of a protein or antibody to the well, coating with a non-reactive material to reduce background, and washing to remove unbound material, the immobilizing surface is contacted with the control and/or clinical or biological sample to be tested under conditions effective to allow immunocomplex (antigen/antibody) formation. These conditions may include, for example, diluting the antigens and antibodies with solutions such as BSA, bovine gamma globulin (BGG) and phosphate buffered saline (PBS)/Tween and incubating the antibodies and antigens at room temperature for about 1 to 4 hours or at 49° C. overnight. Detection of the immunocomplex then requires a labeled secondary binding ligand or antibody, or a secondary binding ligand or antibody in conjunction with a labeled tertiary antibody or third binding ligand.

[0145] After all of the incubation steps in an ELISA, the contacted surface can be washed so as to remove non-complexed material. For instance, the surface may be washed with a solution such as PBS/Tween, or borate buffer. Following the formation of specific immunocomplexes between the test sample and the originally bound material, and subsequent washing, the occurrence of the amount of immunocomplexes can be determined.

[0146] To provide a detecting means, the second or third antibody can have an associated label to allow detection. In one embodiment, the label is an enzyme that generates color development upon incubating with an appropriate chromogenic substrate. Thus, for example, one may contact and incubate the first or second immunocomplex with a urease, glucose oxidase, alkaline phosphatase or hydrogen peroxidase-conjugated antibody for a period of time and under conditions that favor the development of further immunocomplex formation (e.g., incubation for 2 hours at room temperature in a PBS-containing solution such as PBS-Tween).

[0147] After incubation with the labeled antibody, and subsequent to washing to remove unbound material, the amount of label is quantified, e.g., by incubation with a chromogenic substrate such as urea and bromocresol purple or 2,2'-azido-di-(3-ethyl)-benzthiazoline-6-sulfonic acid (ABTS) and hydrogen peroxide, in the case of peroxidase as the enzyme label. Quantitation can be achieved by measuring the degree of color generation, e.g., using a spectrophotometer.

[0148] Another suitable method is RIA (radioimmunoassay). An example of RIA is based on the competition between radiolabeled-polypeptides and unlabeled polypeptides for binding to a limited quantity of antibodies. Suitable radiolabels include, but are not limited to, I¹²⁵. In one embodiment, a fixed concentration of I¹²⁵-labeled polypeptide is incubated with a series of dilution of an antibody specific to the polypeptide. When the unlabeled polypeptide is added to the system, the amount of the I¹²⁵-polypeptide that binds to the antibody is decreased. A standard curve can therefore be constructed to represent the amount of antibody-bound I¹²⁵-polypeptide as a function of the concentration of the unlabeled polypeptide. From this standard curve, the concentration of the polypeptide in unknown samples can be determined. Various protocols for conducting RIA to measure the levels of polypeptides in breast cancer cell samples are well known in the art.

[0149] Suitable antibodies for this invention include, but are not limited to, polyclonal antibodies, monoclonal antibodies, chimeric antibodies, humanized antibodies, single chain antibodies, Fab fragments, and fragments produced by a Fab expression library.

[0150] Antibodies can be labeled with one or more detectable moieties to allow for detection of antibody-antigen complexes. The detectable moieties can include compositions detectable by spectroscopic, enzymatic, photochemical, biochemical, bioelectronic, immunochemical, electrical, optical or chemical means. The detectable moieties include, but are not limited to, radioisotopes, chemiluminescent compounds, labeled binding proteins, heavy metal atoms, spectroscopic markers such as fluorescent markers and dyes, magnetic labels, linked enzymes, mass spectrometry tags, spin labels, electron transfer donors and acceptors, and the like.

[0151] Protein array technology is discussed in detail in Pandey and Mann (2000) and MacBeath and Schreiber (2000), each of which is herein specifically incorporated by reference. These arrays typically contain thousands of different proteins or antibodies spotted onto glass slides or immobilized in tiny wells and allow one to examine the biochemical activities and binding profiles of a large number of proteins at once. To examine protein interactions with such an array, a labeled protein is incubated with each of the target proteins immobilized on the slide, and then one determines which of the many proteins the labeled molecule binds. In certain embodiments such technology can be used to quantitate a number of proteins in a sample, such as a breast cancer biomarker proteins.

[0152] The basic construction of protein chips has some similarities to DNA chips, such as the use of a glass or plastic surface dotted with an array of molecules. These molecules can be DNA or antibodies that are designed to capture proteins. Defined quantities of proteins are immobilized on each spot, while retaining some activity of the protein. With fluorescent markers or other methods of detection revealing the spots that have captured these proteins, protein microarrays are being used as powerful tools in high-throughput proteomics and drug discovery.

[0153] The earliest and best-known protein chip is the ProteinChip by Ciphergen Biosystems Inc. (Fremont, Calif.). The ProteinChip is based on the surface-enhanced laser desorption and ionization (SELDI) process. Known proteins are analyzed using functional assays that are on the chip. For example, chip surfaces can contain enzymes, receptor proteins, or antibodies that enable researchers to conduct protein-protein interaction studies, ligand binding studies, or immunoassays. With state-of-the-art ion optic and laser optic technologies, the ProteinChip system detects proteins ranging from small peptides of less than 1000 Da up to proteins of 300 kDa and calculates the mass based on time-of-flight (TOF).

[0154] The ProteinChip biomarker system is the first protein biochip-based system that enables biomarker pattern recognition analysis to be done. This system allows researchers to address important clinical questions by investigating the proteome from a range of crude clinical samples (i.e., laser capture microdissected cells, biopsies, tissue, urine, and serum). The system also utilizes biomarker pattern software that automates pattern recognition-based statistical analysis methods to correlate protein expression patterns from clinical samples with disease phenotypes.

[0155] In other aspects, the levels of polypeptides in samples can be determined by detecting the biological activities associated with the polypeptides. If a biological function/activity of a polypeptide is known, suitable in vitro bioassays can be designed to evaluate the biological function/activity, thereby determining the amount of the polypeptide in the sample.

III. Breast Cancer Therapy

[0156] Certain embodiments are directed to methods of treating breast cancer based on GR status of the breast cancer tissue. In some embodiments, the hormone receptor status is determined based on the expression of a hormone receptor such as the estrogen receptor (ER) in combination with the glucocorticoid receptor (GR).

[0157] In certain aspects, the hormone receptor status is high for GR and may also be low for one or more other hormone receptors such as the estrogen receptor. An individual having an elevated GR and low ER is likely to have a poor prognosis. In the event of a poor prognosis the physician may pursue a more aggressive therapy for those patients. In some embodiments, the method comprises identifying a breast cancer patient based on a hormone receptor status of patients having tumor tissue with elevated levels of GR expression.

[0158] In certain aspects, there may be provided methods for treating a subject determined to have cancer and with a predetermined expression profile of one or more biomarkers disclosed herein.

[0159] In a further aspect, biomarkers and related systems that can establish a prognosis of cancer patients in this invention can be used to identify patients who may get benefit of conventional single or combined modality therapy. In the same way, the invention can identify those patients who do not get much benefit from such conventional single or combined modality therapy and can offer them alternative treatment(s).

[0160] In certain aspects of the present invention, conventional cancer therapy may be applied to a subject wherein the subject is identified or reported as having a good prognosis based on the assessment of the biomarkers as disclosed. On the other hand, at least an alternative cancer therapy may be prescribed, as used alone or in combination with conventional cancer therapy, if a poor prognosis is determined by the disclosed methods, systems, or kits.

[0161] Embodiments concern a glucocorticoid receptor antagonist. In some embodiments, the glucocorticoid receptor antagonist is a selective glucocorticoid receptor antagonist, as set forth in Clark, 2008, which is hereby incorporated by reference. In other embodiments, the glucocorticoid receptor antagonist is a non-selective glucocorticoid receptor antagonist, such as mifepristone. In certain embodiments, the glucocorticoid receptor antagonist is steroidal. In other embodiments, the glucocorticoid receptor antagonist is nonsteroidal. A glucocorticoid receptor antagonist includes those in the following classes of chemical compounds: octahydrophenanthrenes, spirocyclic dihydropyridines, triphenylmethanes and diaryl ethers, chromenes, dibenzyl anilines, dihydroisoquinolines, pyrimidinediones, azadecalins, and aryl pyrazolo azadecalins, and which are described in more detail in Clark, 2008, which is hereby incorporated by reference. Some embodiments of steroidal antagonists from Clark, 2008 are: RU-486, RU-43044, 11-monoaryl and 11,21 bisaryl steroids (including 11 β -substituted steroids),

10 β -substituted steroids, 11 β -aryl conjugates of mifepristone, and phosphorous-containing mifepristone analogs. Further embodiments of nonsteroidal antagonists from Clark, 2008 are: octahydrophenanthrenes, spirocyclic dihydropyridines, triphenylmethanes and diaryl ethers, chromenes, dibenzyl anilines, dihydroquinolines, pyrimidinediones, azadecalins, aryl pyrazolo azadecalins (including 8a-benzyl isoquinolones, N-substituted derivatives, bridgehead alcohol and ethers, bridgehead amines). Additional specific examples include, but are not limited to the following specific antagonists: beclometasone, betamethasone, budesonide, ciclesonide, flunisolide, fluticasone, mifepristone, mometasone, and triamcinolone. Other examples include those described and/or depicted in U.S. Patent Application Publication 2010/0135956, which is hereby incorporated by reference. Even further examples include ORG-34517 (Merck), RU-43044, dexamethasone mesylate (Dex-Mes), dexamethasone oxetanone (Dex-Ox), deoxycorticosterone (DOC) (Peeters et al., 2008, which is hereby incorporated by reference in its entirety and Cho et al. 2005, which is hereby incorporated by reference in its entirety). In additional embodiments the glucocorticoid receptor antagonist may be CORT 0113083 or CORT 00112716, which are described in Belanoff et al. (2011), which is hereby incorporated by reference. It is specifically contemplated that one or more of the antagonists discussed herein or in the incorporated references may be excluded in embodiments of the invention. It is also contemplated that in some embodiments, more than one glucocorticoid receptor antagonist is employed, while in other embodiments, only one is employed as part of the therapeutic method (though it may be administered multiple times). It is contemplated that the second one may be administered concurrently with the first one or they may be administered at different times.

[0162] Conventional cancer therapies include one or more selected from the group of chemical or radiation based treatments and surgery. Chemotherapies include, for example, cisplatin (CDDP), carboplatin, procarbazine, mechlorethamine, cyclophosphamide, camptothecin, ifosfamide, melphalan, chlorambucil, busulfan, nitrosurea, dactinomycin, daunorubicin, doxorubicin, bleomycin, plicomycin, mitomycin, etoposide (VP16), tamoxifen, raloxifene, estrogen receptor binding agents, taxol, gemcitabine, navelbine, farnesyl-protein transferase inhibitors, transplatinum, 5-fluorouracil, vincristin, vinblastin and methotrexate, or any analog or derivative variant of the foregoing.

[0163] Suitable therapeutic agents include, for example, vinca alkaloids, agents that disrupt microtubule formation (such as colchicines and its derivatives), anti-angiogenic agents, therapeutic antibodies, EGFR targeting agents, tyrosine kinase targeting agent (such as tyrosine kinase inhibitors), serine kinase targeting agents, transitional metal complexes, proteasome inhibitors, antimetabolites (such as nucleoside analogs), alkylating agents, platinum-based agents, anthracycline antibiotics, topoisomerase inhibitors, macrolides, therapeutic antibodies, retinoids (such as all-trans retinoic acids or a derivatives thereof); geldanamycin or a derivative thereof (such as 17-AAG), and other standard chemotherapeutic agents well recognized in the art.

[0164] Certain chemotherapeutics are well known for use against breast cancer. These breast cancer chemotherapeutics are capecitabine, carboplatin, cyclophosphamide (Cytosan), daunorubicin, docetaxel (Taxotere), doxorubicin (Adriamycin), epirubicin (Ellence), fluorouracil (also called

5-fluorouracil or 5-FU), gemcitabine, eribulin, ixabepilone, methotrexate, mitomycin C, mitoxantrone, paclitaxel (Taxol), thiotepea, vincristine, vinorelbine.

[0165] In some embodiments, the chemotherapeutic agent is any of (and in some embodiments selected from the group consisting of) adriamycin, colchicine, cyclophosphamide, actinomycin, bleomycin, daunorubicin, doxorubicin, epirubicin, mitomycin, methotrexate, mitoxantrone, fluorouracil, carboplatin, carmustine (BCNU), methyl-CCNU, cisplatin, etoposide, interferons, camptothecin and derivatives thereof, phenesterine, taxanes and derivatives thereof (e.g., paclitaxel and derivatives thereof, taxotere and derivatives thereof, and the like), topotecan, vinblastine, vincristine, tamoxifen, pipsosulfan, nab-5404, nab-5800, nab-5801, Irinotecan, HKP, Ortataxel, gemcitabine, Herceptin®, vinorelbine, Doxil®, capecitabine, Gleevec®, Alimta®, Avastin®, Velcade®, Tarceva®, Neulasta®, Lapatinib, STI-571, ZD1839, Iressa® (gefitinib), SH268, genistein, CEP2563, SU6668, SU11248, EMD121974, and Sorafenib.

[0166] In some embodiments, the chemotherapeutic agent is a composition comprising nanoparticles comprising a thiolcolchicine derivative and a carrier protein (such as albumin).

[0167] In further embodiments a combination of chemotherapeutic agents is administered to breast cancer cells. The chemotherapeutic agents may be administered serially (within minutes, hours, or days of each other) or in parallel; they also may be administered to the patient in a pre-mixed single composition. The composition may or may not contain a glucocorticoid receptor antagonist. Combinations of breast cancer therapeutics include, but are not limited to the following: AT (Adriamycin and Taxotere), AC±T: (Adriamycin and Cytoxan, with or without Taxol or Taxotere), CMF (Cytoxan, methotrexate, and fluorouracil), CEF (Cytoxan, Ellence, and fluorouracil), FAC (fluorouracil, Adriamycin, and Cytoxan), CAF (Cytoxan, Adriamycin, and fluorouracil) (the FAC and CAF regimens use the same medicines but use different doses and frequencies), TAC (Taxotere, Adriamycin, and Cytoxan), and GET (Gemzar, Ellence, and Taxol). In some embodiments trastuzumab (Herceptin®) is administered to a breast cancer patient with a glucocorticoid receptor antagonist, which may be with or without a chemotherapeutic or a combination of chemotherapeutics.

[0168] Various combinations with a glucocorticoid receptor antagonist and an anticancer agent or compound (or a combination of such agents and/or compounds) may be employed, for example glucocorticoid receptor antagonist is “A” and the anticancer agent or compound (or a combination of such agents and/or compounds) given as part of an anticancer therapy regime, is “B”:

A/B/A B/A/B B/B/A A/A/B A/B/B B/A/A A/B/B B/A/B/B
 B/B/A B/B/A/B A/A/B/B A/B/A/B A/B/B/A B/B/A/A
 B/A/B/A B/A/A/B A/A/A/B B/A/A/A A/B/A/A A/A/B/A

[0169] Administration of the therapeutic compounds or agents to a patient will follow general protocols for the administration of such compounds, taking into account the toxicity, if any, of the therapy. It is expected that the treatment cycles would be repeated as necessary. It also is

contemplated that various standard therapies, as well as surgical intervention, may be applied in combination with the described therapy.

[0170] The term “a serine/threonine kinase inhibitor”, as used herein, relates to a compound which inhibits serine/threonine kinases. An example of a target of a serine/threonine kinase inhibitor includes, but is not limited to, dsRNA-dependent protein kinase (PKR). Examples of indirect targets of a serine/threonine kinase inhibitor include, but are not limited to, MCP-1, NF-kappaB, eIF2alpha, COX2, RANTES, IL8, CYP2A5, IGF-1, CYP2B1, CYP2B2, CYP2H1, ALAS-1, HIF-1, erythropoietin and/or CYP1A1. An example of a serine/threonine kinase inhibitor includes, but is not limited to, Sorafenib and 2-aminopurine, also known as 1H-purin-2-amine(9CI). Sorafenib is marketed as NEXAVAR.

[0171] The term “an angiogenesis inhibitor”, as used herein, relates to a compound which targets, decreases or inhibits the production of new blood vessels. Targets of an angiogenesis inhibitor include, but are not limited to, methionine aminopeptidase-2 (MetAP-2), macrophage inflammatory protein-1 (MIP-1a), CCL5, TGF-beta., lipoxigenase, cyclooxygenase, and topoisomerase. Indirect targets of an angiogenesis inhibitor include, but are not limited to, p21, p53, CDK2 and collagen synthesis. Examples of an angiogenesis inhibitor include, but are not limited to, Fumagillin, which is known as 2,4,6,8-decatetraenedioic acid, mono[3R,4S,5S,6R]-5-methoxy-4-[(2R,3R)-2-methyl-3-(3-methyl-2-butenyl)oxi-ranyll]-1-oxaspiro[2.5]oct-6-yl]ester, (2E,4E,6E,8E)-(9CI); Shikonin, which is also known as 1,4-naphthalenedione, 5,8-dihydroxy-2-[(1R)-1-hydroxy-4-methyl-3-pentenyl]- (9CI); Tranilast, which is also known as benzoic acid, 2-[[3-(3,4-dimethoxyphenyl)-1-oxo-2-propenyl]amino]- (9CI); ursolic acid; suramin; thalidomide and lenalidomide, and marketed as REVLIMID.

[0172] Radiation therapy that cause DNA damage and have been used extensively include what are commonly known as γ -rays, X-rays, and/or the directed delivery of radioisotopes to tumor cells. Other forms of DNA damaging factors are also contemplated such as microwaves and UV-irradiation. It is most likely that all of these factors effect a broad range of damage on DNA, on the precursors of DNA, on the replication and repair of DNA, and on the assembly and maintenance of chromosomes. Dosage ranges for X-rays range from daily doses of 50 to 200 roentgens for prolonged periods of time (3 to 4 wk), to single doses of 2000 to 6000 roentgens. Dosage ranges for radioisotopes vary widely, and depend on the half-life of the isotope, the strength and type of radiation emitted, and the uptake by the neoplastic cells.

[0173] The terms “contacted” and “exposed,” when applied to a cell, are used herein to describe the process by which a therapeutic construct and a chemotherapeutic or radiotherapeutic agent are delivered to a target cell or are placed in direct juxtaposition with the target cell. To achieve cell killing or stasis, both agents are delivered to a cell in a combined amount effective to kill the cell or prevent it from dividing.

[0174] Approximately 60% of persons with cancer will undergo surgery of some type, which includes preventative, diagnostic or staging, curative and palliative surgery. Curative surgery is a cancer treatment that may be used in conjunction with other therapies, such as the treatment of the

present invention, chemotherapy, radiotherapy, hormonal therapy, gene therapy, immunotherapy and/or alternative therapies.

[0175] Curative surgery includes resection in which all or part of cancerous tissue is physically removed, excised, and/or destroyed. Tumor resection refers to physical removal of at least part of a tumor. In addition to tumor resection, treatment by surgery includes laser surgery, cryosurgery, electrosurgery, and microscopically controlled surgery (Mohs' surgery). It is further contemplated that the present invention may be used in conjunction with removal of superficial cancers, precancers, or incidental amounts of normal tissue.

[0176] Laser therapy is the use of high-intensity light to destroy tumor cells. Laser therapy affects the cells only in the treated area. Laser therapy may be used to destroy cancerous tissue and relieve a blockage in the esophagus when the cancer cannot be removed by surgery. The relief of a blockage can help to reduce symptoms, especially swallowing problems.

[0177] Photodynamic therapy (PDT), a type of laser therapy, involves the use of drugs that are absorbed by cancer cells; when exposed to a special light, the drugs become active and destroy the cancer cells. PDT may be used to relieve symptoms of esophageal cancer such as difficulty swallowing.

[0178] Upon excision of part of all of cancerous cells, tissue, or tumor, a cavity may be formed in the body. Treatment may be accomplished by perfusion, direct injection or local application of the area with an additional anti-cancer therapy. Such treatment may be repeated, for example, every 1, 2, 3, 4, 5, 6, or 7 days, or every 1, 2, 3, 4, and 5 weeks or every 1, 2, 3, 4, 5, 6, 7, 8, 9, 10, 11, or 12 months. These treatments may be of varying dosages as well. A patient may be administered a single compound or a combination of compounds described herein in an amount that is, is at least, or is at most 0.1, 0.2, 0.3, 0.4, 0.5, 0.6, 0.7, 0.8, 0.9, 1, 2, 3, 4, 5, 6, 7, 8, 9, 10, 11, 12, 13, 14, 15, 16, 17, 18, 19, 20, 21, 22, 23, 24, 25, 26, 27, 28, 29, 30, 31, 32, 33, 34, 35, 36, 37, 38, 39, 40, 41, 42, 43, 44, 45, 46, 47, 48, 49, 50, 51, 52, 53, 54, 55, 56, 57, 58, 59, 60, 61, 62, 63, 64, 65, 66, 67, 68, 69, 70, 71, 72, 73, 74, 75, 76, 77, 78, 79, 80, 81, 82, 83, 84, 85, 86, 87, 88, 89, 90, 91, 92, 93, 94, 95, 96, 97, 98, 99, or 100 mg/kg (or any range derivable therein). A patient may be administered a single compound or a combination of compounds described herein in an amount that is, is at least, or is at most 0.1, 0.2, 0.3, 0.4, 0.5, 0.6, 0.7, 0.8, 0.9, 1, 2, 3, 4, 5, 6, 7, 8, 9, 10, 11, 12, 13, 14, 15, 16, 17, 18, 19, 20, 21, 22, 23, 24, 25, 26, 27, 28, 29, 30, 31, 32, 33, 34, 35, 36, 37, 38, 39, 40, 41, 42, 43, 44, 45, 46, 47, 48, 49, 50, 51, 52, 53, 54, 55, 56, 57, 58, 59, 60, 61, 62, 63, 64, 65, 66, 67, 68, 69, 70, 71, 72, 73, 74, 75, 76, 77, 78, 79, 80, 81, 82, 83, 84, 85, 86, 87, 88, 89, 90, 91, 92, 93, 94, 95, 96, 97, 98, 99, 100, 110, 120, 130, 140, 150, 160, 170, 180, 190, 200, 210, 220, 230, 240, 250, 260, 270, 280, 290, 300, 310, 320, 330, 340, 350, 360, 370, 380, 390, 400, 410, 420, 430, 440, 441, 450, 460, 470, 480, 490, 500 mg/kg/day (or any range derivable therein).

[0179] Alternative cancer therapy include any cancer therapy other than surgery, chemotherapy and radiation therapy in the present invention, such as immunotherapy, gene therapy, hormonal therapy or a combination thereof. Subjects identified with poor prognosis using the present methods may not have favorable response to conventional

treatment(s) alone and may be prescribed or administered one or more alternative cancer therapy per se or in combination with one or more conventional treatments.

[0180] For example, the alternative cancer therapy may be a targeted therapy. The targeted therapy may be an anti-EGFR treatment. In one embodiment of the method of the invention, the anti-EGFR agent used is a tyrosine kinase inhibitor. Examples of suitable tyrosine kinase inhibitors are the quinazoline derivatives described in WO 96/33980, in particular gefitinib (Iressa). Other examples include quinazoline derivatives described in WO 96/30347, in particular erlotinib (Tarceva), dual EGFR/HER2 tyrosine kinase inhibitors, such as lapatinib, or pan-Erb inhibitors. In a preferred embodiment of the method or use of the invention, the anti-EGFR agent is an antibody capable of binding to EGFR, i.e. an anti-EGFR antibody.

[0181] In a further embodiment, the anti-EGFR antibody is an intact antibody, i.e. a full-length antibody rather than a fragment. An anti-EGFR antibody used in the method of the present invention may have any suitable affinity and/or avidity for one or more epitopes contained at least partially in EGFR. Preferably, the antibody used binds to human EGFR with an equilibrium dissociation constant (K_D) of 10^{-8} M or less, more preferably 10^{-10} M or less.

[0182] Particularly antibodies for use in the present invention include zalutumumab (2F8), cetuximab (Erbix), nimotuzumab (h-R3), panitumumab (ABX-EGF), and matuzumab (EMD72000), or a variant antibody of any of these, or an antibody which is able to compete with any of these, such as an antibody recognizing the same epitope as any of these. Competition may be determined by any suitable technique. In one embodiment, competition is determined by an ELISA assay. Often competition is marked by a significantly greater relative inhibition than 5% as determined by ELISA analysis.

[0183] Immunotherapeutics, generally, rely on the use of immune effector cells and molecules to target and destroy cancer cells. The immune effector may be, for example, an antibody specific for some marker on the surface of a tumor cell. The antibody alone may serve as an effector of therapy or it may recruit other cells to actually effect cell killing. The antibody also may be conjugated to a drug or toxin (chemotherapeutic, radionuclide, ricin A chain, cholera toxin, pertussis toxin, etc.) and serve merely as a targeting agent. Alternatively, the effector may be a lymphocyte carrying a surface molecule that interacts, either directly or indirectly, with a tumor cell target. Various effector cells include cytotoxic T cells and NK cells.

[0184] Gene therapy is the insertion of polynucleotides, including DNA or RNA, into an individual's cells and tissues to treat a disease. Antisense therapy is also a form of gene therapy in the present invention. A therapeutic polynucleotide may be administered before, after, or at the same time of a first cancer therapy. Delivery of a vector encoding a variety of proteins is encompassed within the invention. For example, cellular expression of the exogenous tumor suppressor oncogenes would exert their function to inhibit excessive cellular proliferation, such as p53, p16 and C-CAM.

[0185] Additional agents to be used to improve the therapeutic efficacy of treatment include immunomodulatory agents, agents that affect the upregulation of cell surface receptors and GAP junctions, cytostatic and differentiation agents, inhibitors of cell adhesion, or agents that increase the

sensitivity of the hyperproliferative cells to apoptotic inducers. Immunomodulatory agents include tumor necrosis factor; interferon alpha, beta, and gamma; IL-2 and other cytokines; F42K and other cytokine analogs; or MIP-1, MIP-1beta, MCP-1, RANTES, and other chemokines. It is further contemplated that the upregulation of cell surface receptors or their ligands such as Fas/Fas ligand, DR4 or DR5/TRAIL would potentiate the apoptotic inducing abilities of the present invention by establishment of an autocrine or paracrine effect on hyperproliferative cells. Increases intercellular signaling by elevating the number of GAP junctions would increase the anti-hyperproliferative effects on the neighboring hyperproliferative cell population. In other embodiments, cytostatic or differentiation agents can be used in combination with the present invention to improve the anti-hyperproliferative efficacy of the treatments. Inhibitors of cell adhesion are contemplated to improve the efficacy of the present invention. Examples of cell adhesion inhibitors are focal adhesion kinase (FAKs) inhibitors and Lovastatin. It is further contemplated that other agents that increase the sensitivity of a hyperproliferative cell to apoptosis, such as the antibody c225, could be used in combination with the present invention to improve the treatment efficacy.

[0186] Hormonal therapy may also be used in the present invention or in combination with any other cancer therapy previously described. The use of hormones may be employed in the treatment of certain cancers such as breast, prostate, ovarian, or cervical cancer to lower the level or block the effects of certain hormones such as testosterone or estrogen. This treatment is often used in combination with at least one other cancer therapy as a treatment option or to reduce the risk of metastases.

II. Kits

[0187] Certain aspects of the present invention also encompass kits for performing the diagnostic and prognostic methods of the invention. Such kits can be prepared from readily available materials and reagents. For example, such kits can comprise any one or more of the following materials: enzymes, reaction tubes, buffers, detergent, primers, probes, antibodies. In a preferred embodiment, these kits allow a practitioner to obtain samples of neoplastic cells in blood, tears, semen, saliva, urine, tissue, serum, stool, sputum, cerebrospinal fluid and supernatant from cell lysate. In another preferred embodiment these kits include the needed apparatus for performing RNA extraction, RT-PCR, and gel electrophoresis. Instructions for performing the assays can also be included in the kits.

[0188] In a particular aspect, these kits may comprise a plurality of agents for assessing the differential expression of a plurality of biomarkers, for example, GR and/or ER, wherein the kit is housed in a container. The kits may further comprise instructions for using the kit for assessing expression, means for converting the expression data into expression values and/or means for analyzing the expression values to generate prognosis. The agents in the kit for measuring biomarker expression may comprise a plurality of PCR probes and/or primers for qRT-PCR and/or a plurality of antibody or fragments thereof for assessing expression of the biomarkers. In another embodiment, the agents in the kit for measuring biomarker expression may comprise an array of polynucleotides complementary to the mRNAs of the biomarkers of the invention. Possible means for converting

the expression data into expression values and for analyzing the expression values to generate scores that predict survival or prognosis may be also included.

[0189] Kits may comprise a container with a label. Suitable containers include, for example, bottles, vials, and test tubes. The containers may be formed from a variety of materials such as glass or plastic. The container may hold a composition which includes a probe that is useful for prognostic or non-prognostic applications, such as described above. The label on the container may indicate that the composition is used for a specific prognostic or non-prognostic application, and may also indicate directions for either in vivo or in vitro use, such as those described above. The kit of the invention will typically comprise the container described above and one or more other containers comprising materials desirable from a commercial and user standpoint, including buffers, diluents, filters, needles, syringes, and package inserts with instructions for use.

EXAMPLES

[0190] The following examples are given for the purpose of illustrating various embodiments of the invention and are not meant to limit the present invention in any fashion. One skilled in the art will appreciate readily that the present invention is well adapted to carry out the objects and obtain the ends and advantages mentioned, as well as those objects, ends and advantages inherent herein. The present examples, along with the methods described herein are presently representative of preferred embodiments, are exemplary, and are not intended as limitations on the scope of the invention. Changes therein and other uses which are encompassed within the spirit of the invention as defined by the scope of the claims will occur to those skilled in the art.

Example 1

Tumor Biomarker Status

[0191] A. Results

[0192] The glucocorticoid receptor (GR) is highly expressed in the myoepithelium of the normal human breast and in a subset of both ERalpha-positive and negative human breast cancers. In vitro and in vivo experiments suggest that activation of the GR in ER- pre-malignant breast epithelial and cancer cells triggers cell survival pathways under stress conditions (e.g. chemotherapy) that usually induce apoptosis. The inventors examined the association between NR3C1 gene expression and GR target gene expression in human ER- breast cancers and found that ER- breast cancers with high NR3C1 expression also express GR target genes associated with EMT and anti-apoptotic signaling, and that those ER- patients with high NR3C1 gene expression have a significantly worse outcome than NR3C1-low patients. Interestingly, the high NR3C1 gene expression in the ER+ (ESR/-high) subset of patients suggests a slight better outcome, implying a crosstalk between the ER and the GR that is absent in ER- tumors.

[0193] Using a global approach of gene expression studies merged with data from GR ChIP-sequencing in ER- pre-malignant breast cells (MCF10A-Myc), the inventors have identified direct GR target genes are significantly associated with cell survival signaling pathways. Interestingly, a meta-analysis of the high NR3C1-expressing ER- tumors reveals that many genes identified by ChIP-sequencing/gene expres-

sion analysis are indeed differentially expressed in high versus low NR3C1-primary breast cancers. These results suggest that GR expression may be a functional biomarker in ER- breast cancer.

TABLE 1

Clinical studies used for meta-analysis		
GEO ID	# of pts	Reference
GSE9195	77	Loi S, et al
GSE7390	189	Desmedt C, et al
GSE6532	212	Loi S, et al
GSE2603	73	Minn A J, et al
GSE2990	183	Sotiriou C, et al
GSE2034	280	Wang Y X, et al
TOTAL	1206	

TABLE 2

Differentially expressed genes with concordant expression by all three methods (33/44 genes)			
Gene expression after Dex-treatment in MCF10A-Myc	Gene expression in NR3C1 + vs. - tumors	GR-binding within distance to TSS after Dex-treatment in MCF10A-Myc	Genes
Up	Up	10 kb 10-100 kb	DUSP1, SGK1, SMARCA2, PTGDS, MCL1, DPYSL2, STOM, LAPTM5, NNM1, SERPINF1, NRIP1, WIPF1, BIN1, IL1R1, ST3GAL5, SEMA4D, MAP3K5, SMARCA2, DPT, BIRC3, PTGDS, PHF15, MAOA, TFPI, SLC46A3, PIAS1, ACSL5, SESN1, C14orf139, LBH
Down	Down	10 kb 10-100 kb	NONE SFN, SPP1, ERBB2
Overlapping genes with NKI-285 gene signature			DUSP1, DPT, NNM1, SERPINF1, IL1R1, FN1, DPYSL2

[0194] B. Materials and Methods

[0195] Cell culture and glucocorticoid treatment: MCF10A-Myc cells were cultured in a 1:1 mixture of DMEM and Hams/F12 medium supplemented with 10% fetal bovine serum, hydrocortisone (0.5 µg/ml), EGF (10 ng/ml), insulin (5 ng/ml) and 100 U/ml penicillin/streptomycin were also added. The cells were then starved for three days of all growth factors and treated with dexamethasone (10-6M) and ethanol of the same volume as a control.

[0196] Microarray gene expression: MCF10A-Myc Cells: Time course (0.5 h, 2 h, 4 h and 24 h) microarray data were obtained using Affymetrix gene arrays (HG-U133A) (Wu et al., 2006). Genes that were induced or repressed ≥ 1.5 fold-change were considered to be regulated.

[0197] GR ChIP-Seq experiment and analysis for MCF10A-Myc Cells: Cells were collected for the ChIP assay following 1 hour of Dex (10-6M) or EtOH treatment. The ChIP assay was done basically following Millipore's ChIP Assay Kit instructions. The DNA input (1%) was also sequenced using Illumina's Solexa Sequencer. Short-tag reads (36 bp) were mapped to the Human Genome (UCSC, hg18) by using Maq aligner. GR-binding peaks were called by using MACS software. Known SGK1 and GILZ promoter GR binding-regions (GBRs) were used as positive controls to determine the FDR threshold for retrieving significant GBRs.

[0198] Human Primary Breast Cancer Analysis: 1) Data Collection: All the clinical data and raw CEL files (all Affymetrix HU-133A and HU-133+2) were obtained from

GEO (see Table 1). Low quality arrays were removed by AffyPLM. Arrays were normalized by using RMA and then centered by mean within each study and pooled together. 2) Determination of ESR1 and NR3C1 positivity: Expression data of tumors with known ER IHC status were analyzed using ROC analysis. The Youden Index of the best ESR1 probe's ROC curve was used as the cut-off point to separate ESR1+ and ESR1- tumors. Due to the lack of tumors with both GR IHC and NR3C1 gene expression information, we were unable to use ROC analysis to determine the NR3C1 cutoff. Therefore, based on published and our unpublished GR IHC data, we used the percentiles of NR3C1 gene expression levels that correspond to the observed proportion of GR+ patients. 3) Clustering: Un-supervised clustering was performed by Cluster using Pearson correlation distance and complete-linkage method. Heat-maps were plotted by Treeview. 4) Statistical analysis: Relapse-free survival

(RFS) Kaplan-Meier plot and log-rank test were done by using R's "survival" package. Microarray SAM analysis was performed by using R's "siggenes" package.

[0199] Tumor assessment. pAUC areas were calculated for all the probes on the chip by setting $p=0.2$ (meaning can separate at least 80% patients) for tumors with known ER status ($n=1000$). A probe was then selected that has biggest pAUC area, which is the ESR1 probe 205225_at. So, this probe is the best one that can separate ER IHC+ versus -. Using the 205225_at probe, the Youden Index of its ROC curve was calculated, that is the max (sensitivity + specificity - 1) as the cut-off value for ESR1+ and -. The range of ESR1 expression after normalization was [-5.223868-3.944120]. The Youden Index, i.e. the cut-off is -1.257434. In the $n=1000$, training set, $n=773 > -1.257434$ (ESR1+), and $n=227 < -1.257434$. (ESR1-) or i.e. 77.3% quantile

[0200] This cut-off was applied to the entire dataset, $n=898$ (ESR+), $n=308$ (ESR-). In addition to the method, the ACTUAL Log 2 value cutoff is needed for ESR1 positivity in normalized meta-dataset, as well as the range of ESR1 values encountered following batched mean normalization. If in one study, samples are obtained from different hospitals, they were normalized separately. So, to be precisely accurate, the normalization is done within the samples from the same source.

[0201] The ESR1 probe ID from Affymetrix is 205225_at.

[0202] The NR3C1 probe ID from Affymetrix is 216321_s_at

[0203] The range for NR3C1 probe (216321_s_at) is [-3.145456 to 2.158716] for the entire data set. For ESR1+, the range is [-3.009359 2.158716] and for ESR1-, the range is [-3.145456 1.917823]. Thus, the cut-off for ESR1+, is 0.172189, 55.98% quantile (or about 44% NR3C1+ percentage) and the cut-off for ESR1-, is 0.47332, 82.51% quantile (or about 17.5% NR3C1+ percentage). All the cut-off are log 2 values.

[0204] The cutoffs used are the best cut-off that can separate patients with a p<0.01. If the p-value is loosened to 0.05, the range can be widened.

[0205] For ESR1+ patients, NR3C1+ patients can be from about 35% to 60% (about 44% is the best). For ESR1- patients, NR3C1+ patients can be from about 30% to 15% (about 17.5% is the best)

Example 2

Mifepristone Pretreatment enhances Paclitaxel Anti-Tumor Effectiveness in Models of Human Breast Cancer

[0206] Xenografted ER-/PR-/HER2- (GR+) MDA-MB-231 human breast cancer cells (1x10⁷ cells in 50 µl of PBS) were injected into the mammary fat pad of female Severe Combined Immunodeficient Mice (SCID) mice and allowed to grow until reaching approximately 100 mm³. Mice were then injected intraperitoneally with either both vehicles,

paclitaxel (10 mg/kg) + the mifepristone vehicle, or the combination of mifepristone (15 mg/kg) administered two hours prior to paclitaxel (10 mg/kg) for five successive days. The longest (L) and shortest (S) diameters of the tumors were measured bi-weekly with electronic calipers and tumor volume was calculated using the formula for an ellipsoid sphere: volume=S2xLx0.52. Mifepristone pretreatment significantly decreased tumor volume over time (P=0.013) compared to treatment with paclitaxel alone (FIG. 8).

Example 3

[0207] Mifepristone Pretreatment Increases Tamoxifen-Resistant MCF-7 (T-R-MCF-7), but not Parental MCF-7 Cell Susceptibility to Paclitaxel in Vitro

[0208] Parental MCF-7 (ER+/PR+/GR+) and T-R MCF-7 (ER+/PR+/GR+) cells were treated with the appropriate vehicle (ethanol for mifepristone and castor oil/saline for paclitaxel), paclitaxel alone (10⁻⁶ M), and paclitaxel/mifepristone (10⁻⁶ M). Apoptosis was measured using FITC conjugated-anti-Annexin V antibody labeling followed FACS analysis to determine the percentage of the total cell population undergoing apoptosis after 20 hours of treatment. Mean +/- SE is shown. Significantly more apoptosis (P=0.028) was observed in the T-R MCF-7 cells when treated with mifepristone/paclitaxel compared to paclitaxel alone (FIG. 9). No difference was seen in the parental MCF-7 cells.

Sequence Listing

NR3C1 GenBank AY436590-127687 bp, incorporated herein by reference
 ESR1 GenBank NG_008493-419779 bp, incorporated herein by reference
 SEQ ID NO: 1 NR3C1 mRNA
 TTTT TAGAAAAA AATATATATTTCCCTCCTGCTCCTTCTGCGTTCACAAAGCTAAGTTGTTTATCTCGGC
 TCGCGCGGGAAC TGCGGACGGTGGCGGGC GAGCGGCTCCTCTGCCAGAGTTGATATTCACCTGATGGACTC
 CAAAGAATCATTAAC TCTGGTAGAAGAAAACCCAGCAGTGTGCTTGTCTCAGGAGGGGAGATGTG
 ATGGACTTCTATAAAACCTAAGAGGAGGAGCTACTGTGAAGTTTCTGCGCTTCCACCTCACTGGCTG
 TCGCTTCTCAATCAGACTCCAAGCAGCGAAGACTTTGGTTGATTTTCCAAAAGGCTCAGTAAGCAATGC
 GCAGCAGCCAGATCTGTCAAAGCAGTTTCACTCTCAATGGGACTGTATATGGGAGAGACAGAAA CAAA
 GTGATGGAAATGACCTGGGATTTCCACAGCAGGGCCAATCAGCCTTTCTCGGGGAAACAGACTTAA
 AGCTTTTGAAGAAAGCATTGCAAACTCAATAGGTCGACCAAGTGTCCAGAGAAACCCCAAGAGTTCCAG
 ATCCACTGCTGTGCTGCTGCCCCACAGAGAAAGGAGTTTCCAAAACCTCACTCTGATGTATCTCAGAA
 CAGCAACATTTGAAGGGCCAGACTGGCACCACCGTGGCAATGTGAATTTGATATCCACAGACCAAAGCA
 CCTTTGACATTTTG CAGGATTTGGAGTTTCTTCTGGTCCCAGGTAAGAGAGACGAATGAGAGCTCTTG
 GAGATCAGACCTGTGATAGATGAAAAC TGTGCTTTCTCCTCTGCGGGGAGAAAGCAGTTTATTTCTT
 TTGAAGGAAACTCGAATGAGGACTGCAAGCCTCTCATTTTACCGGACACTAAACCCAAAATTAAGGATA
 ATGGAGATCTGGTTTTGTCAAAGCCAGTAATGTAACACTGCCCAAGTAAAACAGAAAAGAAAGATTT
 CATCGAATCTGCACCCCTGGGTAATTAAGCAAGAGAACTGGGCACAGTTTACTGTG CAGGAACTTT
 CCTGGAGCAATATAATTGGTAATAAATGTCTGCCATTTCTGTTTCAATGTTGAGTACCTCTGGAGGAC
 AGATGTACC ACTATGACATGAATACAGCATCCCTTTCTCAACAGCAGGATCAGAAGCCTATTTTTAATGT
 CATTCACCAATTTCCGTTGTTCCGAAAATTTGAATAGGTGCCAAGGATCTGGAGATGACAACTTGACT
 TCTCTGGGACTCTGAACTTCCCTGGTCGAACAGTTTTTTCTAATGGCTATTCAGCC CAGCATGAGAC
 CAGATGTAAGCTCTCCTCCATCCAGCTCCTCAACAGCAACAACAGGACCCTCCCAAACCTCTGCTGTT
 GTGCTCTGATGAAGCTTCAGGATGTCAATATGGAGTCTTAACCTTGGAAGCTGTAAGGTTTTCTTCAA
 AGAGCAGTGAAGGACAGCACAATTACCTATGTGCTGGAAGGAATGATTCATCATCGATAAAATTCGAA
 GAAAAACTGCCAGCATCCGCTATCGAAAATGTCTT CAGGCTGGAATGAACCTGGAGACTCGAAAAC
 AAGAAAAAATAAAGGAAATTCAGCAGGCCACTACAGGAGTCTCACAAGAACTCTGAAAATCTCTGGT
 AACAAAACAATAGTTCTGCAACGTTACCACA ACTCACCCTACCCTGGTGTCACTGTTGGAGGTTATTG
 AACCTGAAGTGTATATG CAGGATATGATAGCTCTGTTCCAGACTCAACTGGAGGATCATGACTACGCT
 CAACATGTTAGGAGGGCGCAAGTGTATG CAGCAGTGAATGGGCAAGGCAATACCAGGTTTACAGGAAC
 TTACACCTGGATGACCAATGACCTACTG CAGTACTCCTGGATGTTTCTTATGGCATTGCTCTGGGGT
 GGAGATCATATAGACAATCAAGTGCAAACTGCTGTGTTTGTCTCTGATCTGATTTAATGAGCAGAG
 AATGACTCTACCCTGCATGTACGACCAATGTAACACATGCTGTATGTTTCTCTGAGTTACACAGGCTT
 CAGGTATCTTATGAAGATATCTCTGTATGAAAACCTACTGCTTCTCTTTCAGTTCCTAAGGACGGTC
 TGAAGAGCC AAGAGCTATTTGATGAAATAGAATGACCTACATCAAGAGCTAGGAAAAGCCATTTGTCAA
 GAGGAAAGGAAACTCCAGCCAGAACTGGCAGCGGTTTTATCAACTGACAAAACCTTTGGATTTCTATGCAT
 GAAGTGGTTGAAAATCTCCTTAACTATGCTTCCAAACATTTTTGGATAAGACCATGAGTATTGAATCC
 CCAGAGATGTTAGCTGAAATCATCACAATCAGATACAAAATATTCAAATGGAATAATCAAAAACCTTCT
 GTTTCATCAAAAGTACTGCCTTAATAAGAAATGGTTGCCCTTAAAGAAAGTCGAATTAATAGCTTTTATTG
 TATAAATATACAGTTTGTCTGTAGAGGTTTTGTTGTTTTATTTTTATTGTTTTTCACTGTTGTTTTG
 TTTAAATACGCAC TACATGTGGTTTTATAGAGGGCCAAGACTTGGCAACAGAAGCAGTTGAGTCGTACATCA

-continued

Sequence Listing

CTTTTCAGTGTGGGAGTAGATGGTGAATTTTATAGTTAATATATCCAGAAATAGAAACCTTAAT
 ATGTGGACGTAATCTCCACAGTCAAGAAGGATGGCACCTAACCCACAGTGCCCAAAGTCTGTGTGATG
 AACTTTCTCTTCACTACTTTTTTTCACAGTTGGCTGGATGAAATTTCTAGACTTTCTGTTGGTGATCCC
 CCCCCTGTATAGTTAGGATAGCATTTTTGATTTATGCATGGAAACCTGAAAAAAGTTTACAAGTGTAT
 ATCAGAAAAGGGAAGTTGGCCCTTTTATAGCTATTACTGTCTGGTTTTAACAAATTCCTTTATATTAGT
 GAACACGCTTGCTCATTTTTTCTTACATAATTTTTTATTCAAGTTATTGTACAGCTGTTAAGATGGGC
 AGCTAGTTTCGTAGCTTCCCAAATAAACTCTAAACATTAATCAATCATCTGTGTGAAATGGGTGGTCAA
 TTCAAACCTGATGGTACCTTACAGAAAGCCACAAAATTTGACTCAAATCTCCAGTATCTTGTGCAA
 AAAAAAAAAAAAAAAAAAGCTCATATTTGTATATATCTGCTTCAGTGGAGAATTATATAGTTGTGCAAA
 TAACAGTCTAACTGGTATAGAGCACCTAGTCCAGTGACCTGGTGGTAAACTGTGGATGATGGTTGCAA
 AAGACTAATTTAAAAAATAACTTACCAAGAGGCCCTGTCTGTACTTAAACGCTTATTTTGTCAATGGCTAT
 ATGGCAAGAAAGCTGGTAAACTATTGTCTTTTCCAGGACCTTTTGAAGTAGTTTGTATAACTTCTAAAAAG
 TTGTGATCCAGATAACAGCTGTAAACAGCTGAGAGACTTTTAAATCAGACAAAGTAAATCTCTCACT
 AAACTTTACCCAAAATACTCTAATATGGCAAAAATGGCTAGACACCATTTCACATTCCTCATCT
 GTCACCAATTGGTTAATCTTTCTGATGGTACAGGAAAGCTCAGCTACTGATTTTTGTGATTTAGAACTG
 TAGTATGTGACAGATCCATGTTGTAAAACTACACATCCCTAATGTGTGCCATAGAGTTTAAACACAAGT
 CCTGTGAATTTCTTACCTAGTTGAAAATTTTAAACAAAATAGAAGCTGTAGTAGCCCTTCTGTGTGC
 ACCTTACCAACTTTCTGTAACCTAAAACCTAACATATTTACTAAGCCACAAGAAATTTGATTTCTATTC
 AAGGTGGCCAAATTTTGTGTAATAGAAAACTGAAAATCTAATATTAATAATATGGAACCTCTAATATA
 TTTTATATTTAGTTTCTTACATATATATATATATATATTTTGTAGGGGTCAAAGAAATGCTGATGGATAA
 CCTATATGATTTATAGTTTGTACATGCATTATAACAGGCAGGATGGTCTCAGAAACCAAACAGTTTGTCT
 CTAGGGGAAGAGGAGATGGAGACTGGTCTGTGTGCAGTGAAGGTTGCTGAGGCTCTGACCCAGTGAGA
 TTACAGAGGAAGTTATCTCTGCTCCCATTTCTGACCCCTTCTCATCCAACAGTGAAGTGTGTCAGCG
 CAGGTTTGTACTTACCTCAATCTCCCTTGCACTAAAGTATGTAAAGTATGTAAACAGGAGACAGGAAGGTG
 GTGCTTACATCTTAAAGGCCATCTAATAGCGGGTTACTTTACATACAGCCCTCCCCCAGCAGTTGA
 ATGACAACAGAGCTTTCAGAAAGTTTGGCAATAGTTTGCATAGAGGTACCAGCAATATGTAATAGTGCAG
 AATCTCATAGGTTGCAATAATACACTAATTTCTTCTATCTCAACAAGAGTTTATTTCCAAATAAAA
 TGAGGACATGTTTTTTTCTTGAATGCTTTTTGAATGTTATTTGTTATTTTCAGTATTTTGGAGAAA
 TTATTTAATAAAAAAACAATCATTGCTTTTTG

SEQ ID NO: 2 ESR1 Mrna (partial)

AGGAGCTGGC GGAGGGCGTT CGTCCTGGGA CTGCACTTGC TCCCGTCGGG TCGCCCGGCT
 TCACCGGACC CGCAGGCTCC CGGGCAGGG CCGGGCCAG AGCTCGGTG TCGCCGGGAC
 ATGCGCTGCG TCGCCTCTAA CCTCGGCTG TGCTCTTTTT CCAGGTGGCC CGCCGGTTTC
 TGAGCCTTCT GCCCTGCGG GACACGGTCT GCACCTTGC CGCGGCCAC GACCATGACC
 ATGACCTTCC ACACCAAGC ATCTGGGATG GCCTACTGC ATCAGATCA AGGGAAGGAG
 CTGGAGCCCC TGAACCGTCC GCAGCTCAAG ATCCCCCTGG AGCGGCCCT GGGCGAGGTG
 TACCTGGACA GCAGCAAGC CGCCGTGTAC AACTACCCCG AGGGCCGCC CTACGAGTTC
 AACGCCGCGG CCGCCGCCAA CGCGCAGGTC TACGGTCAGA CCGCCTCCC CTACGCCCCC
 GGGTCTGAGG CTGCGGCGTT CGGCTCCAAC GGCCTGGGG GTTTCCCCC ACTCAACAGC
 GTGTCTCGA GCCCGCTGAT GCTACTGCAC CCGCCGCCG AGCTGTGCG TTTCTGTCAG
 CCCCACGGCC AGCAGGTGCC CTACTACCTG GAGAACGAGC CCAGCGGCTA CACGGTGGC
 GAGGCGGCC CGCCGGCATT CTACAGGCCA AATTCAGATA ATCGACGCCA GGGTGGCAGA
 GAAAGATTGG CAGTACCAA TGACAAGGA AGTATGGCTA TGGAATCTGC CAAGGAGACT
 CGCTACTGTG CAGTGTGCAA TGACTATGCT TCAGGCTACC ATTTATGGAGT CTGGTCTGT
 GAGGGCTGCA AGGCCTTCT CAAGAGAAGT ATTCAAGGAC ATAACGACTA TATGTGTCCA
 GCCACCAACT AGTGACCAT TGATAAAAA AGGAGGAAGA GCTGCCAGGC CTGCCGGCTC
 CGCAAATGCT ACGAAGTGGG AATGATGAAA GGTGGGATAC GAAAGACCC AAGAGGAGGG
 AGAATGTTGA AACACAAGC CCAGAGAGAT GATGGGGAGG GCAGGGGTGA AGTGGGTCT
 GCTGGAGACA TGAGAGCTGC CAACCTTTGG CCAAGCCCG TCATGATCAA ACGCTCTAAG
 AAGAACAGCC TGGCCTTGTG CCTGACGGCC GACCAGATGG TCAGTGCCTT GTTGGATGCT
 GAGCCCCCA TACTCTATTC CGAGTATGAT CCTACCAGAC CCTTCAGTGA AGCTTCGATG
 ATGGGCTTAC TGACCAACCT GGCAGACAGG GAGCTGGTTC ACATGATCAA CTGGGCGAAG
 AGGGTGCCAG GCTTTGTGGA TTTGACCTC CATGATCAGG TCCACCTCT AGAATGTGCC
 TGGCTAGAGA TCCTGATGAT TGGTCTCGTC TGGCGCTCCA TGGAGCACCC AGGGAAGCTA
 CTGTTTGTCT CTAACTTGCT CTTGGACAGG AACCAGGGAA AATGTGTAGA GGGCATGGTG
 GAGATCTTCG ACATGCTGCT GGCTACATCA TCTCGTTC GATGATGAA TCTCAGGGA
 GAGGAGTTTG TGTGCTCAA ATCTATTATT TTGCTTAATT CTGGAGTGA CACATTTCTG
 TCCAGCACCC TGAAGTCTCT GGAAGAGAAG GACCATATCC ACCGAGTCTT GGACAAGATC
 ACAGACACTT TGATCCACT GATGGCCAAG GCAGGCCCTGA CCTGCAGCA GCAGCACAG
 CGCTGGCCC AGTCCCTCT CATCCTCTCC CACATCAGC ACATGAGTAA CAAAGGCATG
 GAGCATCTGT ACAGCATGAA GTGCAAGAAC GTGGTGCCCC TCTATGACCT GCTGCTGGAG
 ATGCTGGAGC CCCACCGCT ACATGCGCCC ACTAGCCGTG GAGGGGCATC CGTGGAGGAG
 ACGGACCAA GCCACTTGGC CACTGCGGGC TCTACTTCAAT CGCATCTCTT GCAAAAGTAT
 TACATCACGG GGGAGGCAGA GGGTTTCCCT GCCACGGTCT GAGAGCTCCC TGGCTCCCAC
 ACGGTTTACA TAAATCCCTG TGCATTTTAC CCTCATCATG CACCACCTTA GCCAAATTTCT
 GTCTCTTCCA TACTACTCG CATGCATCCA ACACCAATGG CTTTCTAGAT GAGTGCCAT
 TCATTTGCTT GCTCAGTTCT TAGTGGCACA TCTTCTGTCT TCTGTTGGGA ACAGCCAAAG
 GGATTCCAAG GCTAAATCTT TGTAACAGCT CTCTTCCCC CTTGCTATGT TACTAAGCCT
 GAGGATTTCC GTAGCTCTT ACAGCTGAAC TCAGTCTATG GGTGGGGCT CAGATAACTC
 TGTGCATTTA AGCTACTTGT AGAGACCCAG GCCTGGAGAG TAGACATTTT GCCTCTGATA
 AGCACTTTTT AAATGGCTCT AAGAATAAGC CACAGCAAAG AATTTAAAGT GGCTCCTTTA

-continued

Sequence Listing

```

ATTGGTGACT TGGAGAAAGC TAGGTCAAGG GTTTATTATA GCACCCTCTT GTATTCTTAT
GGCAATGCAT CCTTTTATGA AAGTGGTACA CCTTAAAGCT TTTATATGAC TGTAGCAGAG
TATCTGGTGA TTGTCAATTC ATTCCCCTA TAGGAATACA AGGGGCACAC AGGGAAGGCA
GATCCCCTAG TTGGCAAGAC TATTTTAACT TGATACACTG CAGATTCAGA TGTGCTGAAA
GCTCTGCCTC TGGCTTTCCG GTCATGGGTT CCAGTTAATT CATGCCTCCC ATGGACCTAT
GGAGAGCAGC AAGTTGATCT TAGTTAAGTC TCCCTATATG AGGGATAAGT TCCTGATTTT
TGTTTTTATT TTTGTGTTAC AAAAGAAAAG CCTCCCTCCC TGAACCTGCA GTAAGGTCAG
CTTCAGGACC TGTTCCAGTG GGCACGTGAC TTGGATCTTC CCGGCGTGTG TGTGCCTTAC
ACAGGGGTGA ACTGTTCACT GTGGTGATGC ATGATGAGGG TAAATGGTAG TTGAAAGGAG
CAGGGGCCCT GGTGTTGCAT TTAGCCCTGG GGCATGGAGC TGAACAGTAC TTGTGCAGGA
TTGTTGTGGC TACTAGAGAA CAAGAGGGAA AGTAGGGCAG AAACCTGGATA CAGTTCAGAG
GCACAGCCAG ACTTGCTCAG GGTGGCCCTG CCACAGGCTG CAGCTACCTA GGAACATTCC
TTGCAGACCC CGCATTGCCC TTTGGGGGTG CCCTGGGATC CCTGGGGTAG TCCAGCTCTT
CTTCATTTCC CAGCGTGGCC CTGGTTGGAA GAAGCAGCTG TCACAGCTGC TGTAGACAGC
TGTGTTCCCTA CAATTGGCCC AGCACCTGG GGCACGGGAG AAGGGTGGGG ACCGTTGCTG
TCACTACTCA GGCTGACTGG GGCCTGGTCA GATTACGTAT GCCCTTGGTG GTTTAGAGAT
AATCCAAAAT CAGGGTTTGG TTTGGGGAAG AAAATCCTCC CCCTTCTCC CCCGCCCGT
TCCCTACCGC CTCACCTCCT GCCAGCTCAT TTCTTCAAT TTCCTTTGAC CTATAGGCTA
AAAAAGAAAG GCTCATTTCA GCCACAGGGC AGCCTTCCCT GGGCCTTTGC TTCTCTAGCA
CAATTATGGG TTACTTCCCT TTTCTTAAAC AAAAAGAATG TTTGATTCC TCTGGGTGAC
CTTATTGTCT GTAATTGAAA CCCTATTGAG AGGTGATGTC TGTGTTAGCC AATGACCCAG
GTGAGCTGCT CGGGCTTCTC TTGGTATGTC TTGTTTGGAA AAGTGGATTT CATTCATTTT
TGATTGTCCA GTTAAGTGAT CACCAAAGGA CTGAGAATCT GGGAGGGCAA AAAAAAAAAA
AAAGTTTTTA TGTGCACCTA AATTTGGGGA CAATTTTATG TATCTGTGTT AAGGATATGT
TTAAGAACAT AATTTCTTTG TTGCTGTTTG TTTAAGAAGC ACCTTAGTTT GTTTAAGAAG
CACCTTAFAT AGTATAATAT ATATTTTTTT GAAATTACAT TGCTTGTTTA TCAGACAATT
GAATGTAGTA ATTTCTGTTCT GGATTTAAT TTGACTGGGT AACATGCAA AACCAAGGAA
AAATATTTAG TTTTTTTTTT TTTTTTTGTA TACTTTTCAA GCTACCTTGT CATGTATACA
GTCATTTATG CCTAAAGCCT GGTGATTAT CATTTAAATG AAGATCACAT TTCATATCAA
CTTTTGATC CACAGTAGAC AAAATAGCAC TAATCCAGAT GCCTATTGTT GGATACTGAA
TGACAGACAA TCTTATGTAG CAAAGATTAT GCCTGAAAAG GAAAATTATT CAGGGCAGCT
AATTTTGCTT TTACCAAAAT ATCAGTAGTA ATATTTTTTG ACAGTAGCTA ATGGGTCAGT
GGGTCTTTTT TAATGTTTTT ACTTAGATTT TCTTTTAAAA AAATTAAAAA AAAACAAAAA
AAAAATTTCTA GGACTAGACG ATGTAATACC AGCTAAAGCC AAACAATTAT ACAGTGGGAG
GTTTTACATT ATTCATCCAA TGTGTTTCTA TTCATGTTAA GATACTACTA CATTTGAAGT
GGGCAGAGAA CATCAGATGA TTGAAATGTT CGCCAGGGG TCTCCAGCAA CTTTGAAAAT
CTCTTTGTAT TTTTACTTGA AGTGCCACTA ATGGACAGCA GATATTTTCT GGCTGATGTT
GGTATTGGGT GTAGGAACAT GATTTAAAAA AAAACTCTTG CCTCTGCTTT CCCCCTCT
GAGGCAAGTT AAAATGTAAA AGATGTGATT TATCTGGGGG GCTCAGGTAT GGTGGGGAAG
TGGATTGAGG AATCTGGGGA ATGGCAAATA TATTAAGAAG AGTATTGAAA GTATTTGGAG
GAAAATGTT AATCTGGGT GTGCACCAGG GTTCAGTAGA GTCCACTTCT GCCCTGGAGA
CCACAAATCA ACTAGCTCCA TTTACAGCCA TTTCTAAAT GGCAGCTTCA GTTCTAGAGA
AGAAAGAACA ACATCAGCAG TAAAGTCCAT GGAATAGCTA GTGGTCTGTG TTTCTTTTCG
CCATTGCCTA GCTTGCCGTA ATGATTCTAT AATGCCATCA TGCAGCAATT ATGAGAGGCT
AGGTCATCCA AAGAGAAGAC CCTATCAATG TAGGTTGCAA AATTAACCC CTAGGAAGT
GCAGTCTTTG ATTTGATTTT CCTAGTAACC TTGCAGATAT GTTTAACCAA GCCATAGCCC
ATGCCTTTTG AGGGCTGAAC AAATAAGGGA CTTACTGATA ATTTACTTTT GATCACATTA
AGGTGTTCTC ACCTTGAAT CTTATACACT GAAATGGCCA TTGATTTAGG CCACTGGCTT
AGAGTACTCC TTCCCTGCA TGACACTGAT TACAAATACT TTCCTATTCA TACTTTCCAA
TTATGAGATG GACTGTGGGT ACTGGGAGTG ATCACTAACA CCATAGTAAT GTCTAATATT
CACAGGCAGA TCTGCTTGGG GAAGCTAGTT ATGTGAAAAG CAAATAGAGT CATACTAGT
CTCAAAAAGC AACATAAAT CTCTTTGGTG CAGTCTTGG GAGCGTGATC TAGATTACAC
TGCACCATT CCAAGTTAAT CCCCTGAAA CTTACTCTCA ACTGGAGCAA ATGAACTTTG
GTCCCAAATA TCCATCTTTT CAGTAGCGTT AATTATGCTC TGTTTCCAAC TGCATTTCTT
TTCCAATTGA ATTAAGTGT GGCCTCGTTT TTAGTCATTT AAAATGTTT TCTAAGTAAT
TGCTGCCTCT ATTTATGGCA TTCAATTTTG CACTGTCTTT TGAGATTCAA GAAAAATTTT
TATTCTTTTT TTTGCATCCA ATTTGCTCTG AACTTTTAAA ATATGTAAT GCTGCCATGT
TCCAAACCCA TCGTCAGTGT GTGTGTTTAG AGCTGTGCAC CCTAGAAACA ACATATTGTC
CCATGAGCAG GTGCCGTGAGA CACAGACCCC TTTGCATTCA CAGAGAGGTC ATTTGTTATA
GAGACTTGAA TTAATAAGTG ACATTATGCC AGTTTCTGTT CTCTCACAGG TGATAAACAA
TGCTTTTTGT GCACTACATA CTCTTCAGTG TAGAGCTCTT GTTTTATGGG AAAAGGCTCA
AATGCCAAT TGCTTTTGTAT GGATTAATAT GCCCTTTTGC CGATGCATAC TATTACTGAT
GTGACTCGGT TTTGTGCGAG CTTTGCTTTG TTTAATGAAA CACACTTGTA AACCTCTTTT
GCACTTTGAA AAAGAATCCA GCGGGATGCT CGAGCACCTG TAAACAATTT TCTCAACCTA

```

-continued

Sequence Listing

SEQ ID NO: 3-46 MCL1, SAP30, DUSP1, SGK1, SMARCA2, PTGDS, TNFRSF9, SFN, LAPTM5, GPSM2, SORT1, DPT, NR1P1, ACSL5, BIRC3, NNMT, IGF1BP6, PLXNC1, SLC46A3, C14orf139, PIAS1, IDH2, SERPINF1, ERBB2, PECAM1, LBH, ST3GAL5, IL1R1, BIN1, WIPF1, TPPI, FNL, FAML134A, NR1P1, RAC2, SPP1, PHF15, BTN3A2, SESN1, MAP3K5, DPYSL2, SEMA4D, STOM, and MAOA gene.

SEQ ID NO: 47 GR alpha.

SEQ ID NO: 48 GR beta.

SEQ ID NO: 49 NRR3C1 mRNA (complete)

REFERENCES

[0209] The following references, to the extent that they provide exemplary procedural or other details supplementary to those set forth herein, are specifically incorporated herein by reference.

- [0210] U.S. Pat. No. 5,143,854
 [0211] U.S. Pat. No. 5,202,231
 [0212] U.S. Pat. No. 5,242,974
 [0213] U.S. Pat. No. 5,288,644
 [0214] U.S. Pat. No. 5,324,633
 [0215] U.S. Pat. No. 5,384,261
 [0216] U.S. Pat. No. 5,405,783
 [0217] U.S. Pat. No. 5,412,087
 [0218] U.S. Pat. No. 5,424,186
 [0219] U.S. Pat. No. 5,429,80
 [0220] U.S. Pat. No. 5,432,049
 [0221] U.S. Pat. No. 5,436,327
 [0222] U.S. Pat. No. 5,445,934
 [0223] U.S. Pat. No. 5,468,613
 [0224] U.S. Pat. No. 5,470,710
 [0225] U.S. Pat. No. 5,472,672
 [0226] U.S. Pat. No. 5,492,806
 [0227] U.S. Pat. No. 5,503,980
 [0228] U.S. Pat. No. 5,510,270
 [0229] U.S. Pat. No. 5,525,464
 [0230] U.S. Pat. No. 5,525,464
 [0231] U.S. Pat. No. 5,527,681
 [0232] U.S. Pat. No. 5,529,756
 [0233] U.S. Pat. No. 5,532,128
 [0234] U.S. Pat. No. 5,545,531
 [0235] U.S. Pat. No. 5,547,839
 [0236] U.S. Pat. No. 5,554,501
 [0237] U.S. Pat. No. 5,556,752
 [0238] U.S. Pat. No. 5,561,071
 [0239] U.S. Pat. No. 5,571,639
 [0240] U.S. Pat. No. 5,580,726
 [0241] U.S. Pat. No. 5,580,732
 [0242] U.S. Pat. No. 5,593,839
 [0243] U.S. Pat. No. 5,599,672
 [0244] U.S. Pat. No. 5,599,695
 [0245] U.S. Pat. No. 5,610,287
 [0246] U.S. Pat. No. 5,624,711
 [0247] U.S. Pat. No. 5,631,134
 [0248] U.S. Pat. No. 5,639,603
 [0249] U.S. Pat. No. 5,654,413
 [0250] U.S. Pat. No. 5,658,734
 [0251] U.S. Pat. No. 5,661,028
 [0252] U.S. Pat. No. 5,665,547
 [0253] U.S. Pat. No. 5,667,972
 [0254] U.S. Pat. No. 5,695,940
 [0255] U.S. Pat. No. 5,700,637
 [0256] U.S. Pat. No. 5,744,305
 [0257] U.S. Pat. No. 5,800,992
 [0258] U.S. Pat. No. 5,807,522
 [0259] U.S. Pat. No. 5,830,645
 [0260] U.S. Pat. No. 5,837,196
 [0261] U.S. Pat. No. 5,847,219
 [0262] U.S. Pat. No. 5,871,928
 [0263] U.S. Pat. No. 5,876,932
 [0264] U.S. Pat. No. 5,919,626
 [0265] U.S. Pat. No. 6,004,755
 [0266] U.S. Pat. No. 6,087,102
 [0267] U.S. Pat. No. 6,368,799
 [0268] U.S. Pat. No. 6,383,749
 [0269] U.S. Pat. No. 6,617,112
 [0270] U.S. Pat. No. 6,638,717
 [0271] U.S. Pat. No. 6,720,138
 [0272] U.S. Patent Publn. 2010/0135956
 [0273] Belanoff et al., *Eur. J. Pharmacol.*, 655(1-3):117-20, 2011.
 [0274] Cho et al. *Biochemistry*, 44(9):3547-61, 2005.
 [0275] Clark, *Curr. Top. Med. Chem.* 8(9):813-838, 2008.
 [0276] Colleoni et al., *Annals of Oncology*, 11(8):1057, 2000.
 [0277] European Appln. EP 373 203
 [0278] European Appln. EP 785 280
 [0279] European Appln. EP 799 897
 [0280] Evans, *Science*, 240:889, 1988.
 [0281] Fodor et al., *Science*, 251:767-777, 1991.
 [0282] Grover and Martin, *Carcinogenesis*, 23(7):1095-102, 2002.
 [0283] Hacia et al., *Nature Genet.*, 14:441-449, 1996.
 [0284] Harrison's Principles of Internal Medicine, Kasper et al. (Eds.), 16th Ed., Chapter 70, 2005.
 [0285] Henderson et al. *Cancer Res.*, 48:246-253, 1988.
 [0286] Keen and Davidson, *Cancer*, 97(3 Suppl):825-33, 2003.
 [0287] Ma et al., *J. Immunol.*, 171(2):608-615, 2003.
 [0288] MacBeath and Schreiber, *Science*, 289(5485):1760-3, 2000.
 [0289] Melhem et al, *Clin. Cancer Res.*, 15(9):3196-204, 2009.
 [0290] Mikosz et al., *J. Biol. Chem.*, 276:16649-54, 2001.
 [0291] Moran et al., *Cancer Res.*, 60:867-872, 2000.
 [0292] Pandey and Mann, *Nature*, 405(6788):837-46, 2000.

- [0293] Pang and Conzen, *Cancer Biol. Ther. Cancer Biol. Ther.*, 5(8):933-40, 2006.
- [0294] PCT Appln. WO 01/68255
- [0295] PCT Appln. WO 03/020898
- [0296] PCT Appln. WO 03/022421
- [0297] PCT Appln. WO 03/023058
- [0298] PCT Appln. WO 03/029485
- [0299] PCT Appln. WO 03/040410
- [0300] PCT Appln. WO 03/053586
- [0301] PCT Appln. WO 03/066906
- [0302] PCT Appln. WO 03/067217
- [0303] PCT Appln. WO 03/076928
- [0304] PCT Appln. WO 03/087297
- [0305] PCT Appln. WO 03/091426
- [0306] PCT Appln. WO 03/093810
- [0307] PCT Appln. WO 03/100448A1
- [0308] PCT Appln. WO 04/020085
- [0309] PCT Appln. WO 04/027093
- [0310] PCT Appln. WO 09/923256
- [0311] PCT Appln. WO 09/936760
- [0312] PCT Appln. WO 93/17126
- [0313] PCT Appln. WO 95/11995
- [0314] PCT Appln. WO 95/21265
- [0315] PCT Appln. WO 95/21944
- [0316] PCT Appln. WO 95/35505
- [0317] PCT Appln. WO 96/30347
- [0318] PCT Appln. WO 96/31622
- [0319] PCT Appln. WO 96/33980
- [0320] PCT Appln. WO 97/10365
- [0321] PCT Appln. WO 97/27317
- [0322] PCT Appln. WO 97/43450
- [0323] PCT Appln. WO 99/35505
- [0324] PCT Appln. WO 01/38580
- [0325] PCT Appln. WO 03/100012
- [0326] Pease et al., *Proc. Natl. Acad. Sci. USA*, 91:5022-5026, 1994.
- [0327] Peeters et al., *Ann. NY Acad. Sci.*, 1148:536-41, 2008.
- [0328] Pike et al., *Epidemiologic Rev.*, 15(1):17-35, 1993.
- [0329] Shoemaker et al., *Nature Genetics*, 14:450-456, 1996.
- [0330] Sims et al. *BMC Medical Genomics*, 1(42):1-14, 2008.
- [0331] Sorlie et al., *Proc. Natl. Acad. Sci. USA*, 98:10869-10874., 2001.
- [0332] Srinivas et al., *Clin. Chem.*, 48(8):1160-9, 2002.
- [0333] UK Appln. 8 803 000
- [0334] Wu et al., *Cancer Res.*, 64:1757-64, 2004.
- [0335] Wu et al., *J. Clin. Invest.*, 114:560-568, 2004.
- [0336] Wu et al., *Mol Endocrinol.*, 2006

 SEQUENCE LISTING

<160> NUMBER OF SEQ ID NOS: 49

<210> SEQ ID NO 1

<211> LENGTH: 4794

<212> TYPE: DNA

<213> ORGANISM: Homo sapiens

<220> FEATURE:

<223> OTHER INFORMATION: nuclear receptor subfamily 3, group C, member 1 (NR3C1), glucocorticoid receptor cDNA

<400> SEQUENCE: 1

```

tttttagaaa aaaaaaatat atttcctccc tgctccttct gcggtcacaa gctaagttgt      60
ttatctcggc tgcggcggga actgcggacg gtggcggcg agcggctcct ctgccagagt      120
tgatattcac tgatggactc caaagaatca ttaactcctg gtagagaaga aaaccccagc      180
agtgtgcttg ctcaggagag gggagatgtg atggacttct ataaaaccct aagaggagga      240
gctactgtga aggtttctgc gtcttcaccc tcaactggctg tcgcttctca atcagaactcc      300
aagcagcgaa gacttttggg tgattttcca aaaggctcag taagcaatgc gcagcagcca      360
gatctgtcca aagcagtttc actctcaatg ggactgtata tgggagagac agaaacaaaa      420
gtgatgggaa atgacctggg attcccacag cagggccaaa tcagccttcc ctcgggggaa      480
acagacttaa agcttttggg agaaagcatt gcaaacctca ataggtcgac cagtgttcca      540
gagaacccca agagtctcag atccactgct gtgtctgctg cccccacaga gaaggagttt      600
ccaaaaactc actctgatgt atcttcagaa cagcaacatt tgaagggcc aactggcacc      660
aacggtggca atgtgaaatt gtataccaca gaccaaagca cctttgacat tttgcaggat      720
ttggagtttt cttctgggtc cccaggtaaa gagacgaatg agagtctctg gagatcagac      780
ctgttgatag atgaaaactg tttgcttctc cctctggcgg gagaagacga ttcattcctt      840
ttggaaggaa actcgaatga ggactgcaag cctctcattt taccggacac taaacccaaa      900
attaaggata atggagatct ggttttgtca agccccagta atgtaacact gcccgaagtg      960

```

-continued

aaaacagaaa aagaagatth catcgaactc tgcacccctg gggtaattaa gcaagagaaa 1020
ctgggcacag tttactgtca ggcaagctth cctggagcaa atataattgg taataaatg 1080
tctgccatth ctgttcattg tgtgagtacc tctggaggac agatgtacca ctatgacatg 1140
aatacagcat cctttctca acagcaggat cagaagccta tttttaatgt cattccacca 1200
attcccgctg gttccgaaaa ttggaatagg tgccaaggat ctggagatga caacttgact 1260
tctctgggga ctctgaaact cctctgctga acagttttt ctaatggcta ttcaagcccc 1320
agcatgagac cagatgtaag ctctctcca tccagctcct caacagcaac aacaggacca 1380
cctcccaaac tctgcctggt gtgctctgat gaagcttcag gatgtcatta tggagtctta 1440
acttgaggaa gctgtaaatg tttcttcaaa agagcagtg aaggacagca caattaccta 1500
tgtgctggaa ggaatgattg catcatcgat aaaattcgaa gaaaaaactg cccagcatgc 1560
cgctatcgaa aatgtcttca ggctggaatg aacctggaag ctcgaaaaac aaagaaaaaa 1620
ataaaaggaa ttcagcaggc cactacagga gtctcacaag aaacctctga aaatcctggt 1680
aacaatacaa tagttctgc aacgttacca caactcacc ctacctggt gtcactgtg 1740
gaggttatg aacctgaagt gttatatgca ggatatgata gctctgttcc agactcaact 1800
tggaggatca tgactacgct caacatgta ggagggcggc aagtgattgc agcagtgaaa 1860
tgggcaaaag caataccagg tttcaggaac ttacacctg atgacaaaat gaccctactg 1920
cagtactcct ggatgtttct tatggcattt gctctggggt ggagatcata tagacaatca 1980
agtgcaaac tgctgtgttt tgctctgat ctgattatta atgagcagag aatgactcta 2040
cctgcatgt acgaccaatg taaacacatg ctgtatgttt cctctgagtt acacaggctt 2100
caggtatctt atgaagagta tctctgtatg aaaaccttac tgcttctctc ttcagttcct 2160
aaggacggtc tgaagagcca agagctatth gatgaaatta gaatgacct caatcaagag 2220
ctaggaaaag ccattgtcaa gaggaagga aactccagcc agaactggca gcgggtttat 2280
caactgacaa aactctgga ttctatgcat gaagtgggtg aaaaactcct taactattgc 2340
ttccaaacat ttttgataa gaccatgagt attgaattcc ccgagatggt agctgaaatc 2400
atcaccatc agataccaaa atattcaaat ggaaatatca aaaaacttct gtttcatcaa 2460
aagtgactgc ctttaataaga atggttgct taaagaaagt cgaattaata gcttttattg 2520
tataaactat cagtttctc tgtagagggt ttgtgtttt attttttatt gttttcatct 2580
gttgttttgt ttttaatacg cactacatgt ggtttataga gggccaagac ttggcaacag 2640
aagcagttga gtcgtcatca ctttctcagtg atgggagag agatggtgaa atttattagt 2700
taatatatcc cagaaattag aaaccttaat atgtggagct aatctccaca gtcaagaag 2760
gatggcact aaaccaccag tgcccaagat ctgtgtgatg aactttctct tcatactttt 2820
tttcacagtt ggctggatga aatthctag actthctggt ggtgatccc cccccctgta 2880
tagttaggat agcatttttg atthtatgcat ggaaacctga aaaaagtth acaagtgtat 2940
atcagaaaag ggaagtgtg cctthtatag ctattactgt ctggtthtaa caattcctt 3000
tatatttagt gaactacgct tgctcattth ttcttacata atthtttatt caagttattg 3060
tacagctggt taagatgggc agctagttcg tagctthccc aaataaactc taaacattaa 3120
tcaatcatct gtgtgaaat gggttggtgc ttctaactg atggcactta gctatcagaa 3180
gaccacaaa attgactcaa atctccagta ttctgtcaa aaaaaaaaa aaaaagctc 3240

-continued

```

atattttgta tataatctgct tcagtgaggaga attatataggt ttgtgcaaat taacagtcct 3300
aactgggtata gagcacctag tccagtgacc tgctgggttaa actgtggatg atggttgcaa 3360
aagactaatt taaaaataa ctaccaagag gccctgtctg tacctaacgc cctatTTTTTg 3420
caatggctat atggcaagaa agctggtaaa ctatttgtct ttcaggacct tttgaagtag 3480
tttgataaac ttcttaaaag ttgtgattcc agataaccag ctgtaacaca gctgagagac 3540
ttttaatcag acaaagtaat tcctctcact aaactttacc caaaaactaa atctctaata 3600
tggcaaaaat ggctagacac ccattttcac attcccactc gtcaccaatt ggtaaatctt 3660
tcctgatggg acaggaaagc tcagctactg atttttgtga tttagaactg tatgatgctc 3720
agacatccat gtttgtaaaa ctacacatcc ctaatgtgtg ccatagagtt taacacaagt 3780
cctgtgaatt tcttctactg tgaataattat tttaacaaa atagaagctg tagtagccct 3840
ttctgtgtgc accttaccaa ctttctgtaa actcaaaact taacatattt actaagccac 3900
aagaaatttg atttctattc aagggtggcca aattatttgt gtaatagaaa actgaaaatc 3960
taatattaaa aatatggaac ttctaataa tttttatatt tagttatagt ttcagatata 4020
tatcatattg gtattcacta atctgggaag ggaagggcta ctgcagcttt acatgcaatt 4080
tattaaaatg attgtaaaat agcttgata gtgtaaaata agaagattt ttagatgaga 4140
ttgttttacc atgacatggt atatatTTTT tgtaggggtc aaagaaatgc tgatggataa 4200
cctatatgat ttatagtttg tacatgcatt catacaggca gcgatggctc cagaaaccaa 4260
acagtttctc ctagggaag agggagatgg agactggctc tgtgtgcagt gaaggttctc 4320
gaggetctga cccagtgaga ttacagagga agttatctcc tgccctccat tctgaccacc 4380
cttctcattc caacagttag tctgtcagcg caggtttagt ttactcaatc tccccttgca 4440
ctaaagtatg taaagtatgt aaacaggaga caggaagggtg gtgcttacat ccttaaaggc 4500
accatctaata agcgggttac tttcacatac agccctcccc cagcagttga atgacaacag 4560
aagcttcaga agtttgcaa tagtttgcag agaggtacca gcaatatgta aatagtgcaag 4620
aatctcatag gttccaata atacactaat tcccttctat cctacaacaa gagtttattt 4680
ccaaataaaa tgaggacatg tttttgtttt ctttgaatgc tttttgaatg ttatttgta 4740
ttttcagtat tttggagaaa ttatttaata aaaaaacaa tcatttgctt tttg 4794

```

<210> SEQ ID NO 2

<211> LENGTH: 6300

<212> TYPE: DNA

<213> ORGANISM: Homo sapiens

<220> FEATURE:

<223> OTHER INFORMATION: nuclear receptor subfamily 3, group A, member 1, transcript variant 4 (NR3A1), estrogen receptor (ESR1, ER, ESR, ESRA, ESTR) cDNA (partial)

<400> SEQUENCE: 2

```

aggagctggc ggaggcgctt cgtcctggga ctgcaactgc tcccgtcggg tcgcccggct 60
tcaccggacc cgcaggetcc cggggcaggg ccggggccag agctcgcgtg tcggcgggac 120
atgagctgct tcgcctctaa cctcgggctg tgctcttttt ccagggtggc cgccggtttc 180
tgagccttct gccctgctgg gacacggctc gcacctgccc cggggccacg gacctgacc 240
atgacctccc acaccaaacg atctgggatg gccctactgc atcagatcca agggaacgag 300
ctggagcccc tgaacctgcc gcagctcaag atccccctgg agcggccccc gggcgagggtg 360

```

-continued

tacctggaca gcagcaagcc cgcctgtac aactaccccg agggcgcgc ctacgagttc	420
aacgcccggg ccgcccga cgcgcaggtc tacggtcaga ccggcctccc ctacggcccc	480
gggtctgagg ctgcggcgtt cggctccaac ggcctggggg gtttcccc actcaacagc	540
gtgtctccga gcccgctgat gctactgcac ccgcccgc agctgtcgc tttcctgcag	600
ccccacggcc agcaggtgcc ctactacctg gagaacgagc ccagcggcta cacggtgcgc	660
gaggccggcc cgcggcatt ctacaggcca aattcagata atcgacgcca ggggtggcaga	720
gaaagattgg ccagtaccaa tgacaaggga agtatggcta tggaatctgc caaggagact	780
cgctactgtg cagtgtgcaa tgactatgct tcaggctacc attatggagt ctggtcctgt	840
gagggctgca aggccttctt caagagaagt attcaaggac ataacgacta tatgtgtcca	900
gccaccaacc agtgcacat tgataaaaac agggagaaga gctgccagge ctgccggctc	960
cgcaaatgct acgaagtggg aatgatgaaa ggtgggatac gaaaagaccg aagaggagg	1020
agaatgttga aacacaagcg ccagagagat gatggggagg gcaggggtga agtgggtct	1080
gctggagaca tgagagctgc caaccttg ccaagccgc tcatgatcaa acgctctaa	1140
aagaacagcc tggcctgtc cctgacggcc gaccagatgg tcagtgcctt gttggatgct	1200
gagccccca tactctatc cgagtatgat cctaccagac ccttcagtga agcttcgatg	1260
atgggcttac tgaccaacct ggcagacagg gagctggtc acatgatcaa ctgggcgaag	1320
agggtgccag gctttgtgga ttgacctc catgatcagg tccacctctt agaatgtgcc	1380
tggctagaga tcctgatgat tggctctgtc tggcgctcca tggagcacc agggaagcta	1440
ctgtttgctc ctaacttgc cttggacagg aaccaggaa aatgtgtaga gggcatggtg	1500
gagatcttcg acatgctgct ggctacatca tctcggtcc gcagtatgaa tctgcaggga	1560
gaggagtgtg tgtgcctcaa atctattatt ttgcttaatt ctggagtga cacatttctg	1620
tccagcacc cgaagtctc ggaagagaag gaccatatcc accgagtcct ggacaagatc	1680
acagacactt tgatccacct gatggccaag gcaggcctga ccctgcagca gcagcaccag	1740
cggctggccc agctcctcct catcctctcc cacatcaggc acatgagtaa caaaggcatg	1800
gagcatctgt acagcatgaa gtgcaagaac gtgggtcccc tctatgacct gctgctggag	1860
atgctggaag cccaccgct acatgcgccc actagccgtg gaggggcatc cgtggaggag	1920
acggacaaa gccacttggc cactgcgggc tctacttcat cgcattcctt gcaaaagtat	1980
tacatcacgg gggaggcaga gggtttccct gccacggctc gagagctccc tggctccac	2040
acggttcaga taatccctgc tgcattttac cctcatcatg caccacttta gccaaattct	2100
gtctcctgca tacactccg catgcatcca acaccaatgg ctttctagat gagtggccat	2160
tcatttgctt gctcagttct tagtggcaca tcttctgtct tctgttggga acagccaaag	2220
ggattccaag gctaaatctt tgtaacagct ctcttcccc cttgctatgt tactaagcgt	2280
gaggattccc gtactcttc acagctgaac tcagtctatg ggttggggct cagataactc	2340
tgtgcattta agctacttgt agagaccag gcctggagag tagacathtt gcctctgata	2400
agcacttttt aaatggctct aagaataagc cacagcaaag aatttaaagt ggctccttta	2460
attggtgact tggagaaagc taggtcaagg gtttattata gcacctctt gtattcctat	2520
ggcaatgcat ccttttatga aagtgtaca ccttaagct tttatatgac tgtagcagag	2580
tatctggtga ttgtcaatc attcccccta taggaataca aggggcacac agggaaggca	2640

-continued

gatcccctag	ttggcaagac	tattttaact	tgatacactg	cagattcaga	tgtgctgaaa	2700
gctctgcctc	tggctttcog	gtcatgggtt	ccagttaatt	catgectccc	atggacctat	2760
ggagagcagc	aagttgatct	tagttaagtc	tccctatatg	agggataagt	tcctgatttt	2820
tgtttttatt	tttgtgttac	aaaagaaagc	cctccctccc	tgaacttgca	gtaaggctag	2880
cttcaggacc	tgttccagtg	ggcactgtac	ttggatcttc	ccggcgtgtg	tgtgccttac	2940
acaggggtga	actgttcaact	gtgggtgatgc	atgatgaggg	taaatggtag	ttgaaaggag	3000
caggggccct	gggtttgcat	ttagccctgg	ggcatggagc	tgaacagtac	ttgtgcagga	3060
ttgttgtggc	tactagagaa	caagagggaa	agtagggcag	aaactggata	cagttctgag	3120
gcacagccag	acttgcctcag	gggtggccctg	ccacaggctg	cagctaccta	ggaacattcc	3180
ttgcagaccc	cgcattgccc	tttgggggtg	ccctgggatac	cctggggtag	tcagctctt	3240
cttcatttcc	cagcgtggcc	ctggttgaa	gaagcagctg	tcacagctgc	tgtagacagc	3300
tgtgttccta	caattggccc	agcacctcgg	ggcacgggag	aaggggtggg	accgttgctg	3360
tcactactca	ggctgactgg	ggcctggcca	gattacgtat	gcccttgggtg	gtttagagat	3420
aatccaaaat	caggggtttg	tttggggaag	aaaatcctcc	ccctcctccc	cccgccccgt	3480
tccttaccgc	ctccactcct	gccagctcat	ttccttcaat	ttcctttgac	ctataggcta	3540
aaaaagaaag	gctcattcca	gccacagggc	agccttccct	gggcctttgc	ttctctagca	3600
caattatggg	ttacttcctt	tttcttaaca	aaaaagaatg	tttgatttcc	tctgggtgac	3660
cttattgtct	gtaattgaaa	ccctattgag	aggtgatgtc	tgtgttagcc	aatgaccag	3720
gtgagctgct	cgggcttctc	ttggatgtc	ttgtttggaa	aagtggtatt	cattcatttc	3780
tgattgtcca	gttaagtgat	caccaaagga	ctgagaatct	gggagggcaa	aaaaaaaaa	3840
aaagttttta	tgtgcactta	aatttgggga	caattttatg	tatctgtgtt	aaggatatgt	3900
ttaagaacat	aattcttttg	ttgctgtttg	tttaagaagc	accttagttt	gtttaagaag	3960
caccttatat	agtataatat	atattttttt	gaaattacat	tgcttgttta	tcagacaatt	4020
gaatgtagta	attctgttct	ggatttaatt	tgactgggtt	aacatgcaa	aaccaaggaa	4080
aaatatttag	tttttttttt	tttttttgta	tacttttcaa	gctacctgtg	catgtatata	4140
gtcatttatg	cctaaagcct	ggtgattatt	catttaaatg	aagatcacat	ttcatatcaa	4200
cttttgtatc	cacagtagac	aaaatagcac	taatccagat	gcctattggt	ggatactgaa	4260
tgacagacaa	tccttatgtag	caaagattat	gcctgaaaag	gaaaattatt	cagggcagct	4320
aattttgctt	ttacccaaaat	atcagtagta	atatttttgg	acagtagcta	atgggtcagt	4380
gggttctttt	taatgtttat	acttagattt	tcttttaaaa	aaattaaaat	aaaacaaaaa	4440
aaaatttcta	ggactagacg	atgtaatacc	agctaaagcc	aaacaattat	acagtggag	4500
gttttacatt	attcatccaa	tgtgtttcta	ttcatgttaa	gatactacta	catttgaagt	4560
gggcagagaa	catcagatga	ttgaaatggt	cgcccagggg	tctccagcaa	ctttggaaat	4620
ctccttgtat	ttttacttga	agtgccacta	atggacagca	gatattttct	ggctgatggt	4680
ggtattgggt	gtaggaacat	gatttaaaaa	aaaactcttg	cctctgcttt	ccccactct	4740
gaggcaagtt	aaaatgtaaa	agatgtgatt	tatctggggg	gctcaggtat	ggtggggaag	4800
tggattcagg	aatctgggga	atggcaata	tattaagaag	agtattgaaa	gtatttggag	4860
gaaaatgggt	aattctgggt	gtgcaccag	gttcagtaga	gtccacttct	gccctggaga	4920

-continued

```

ccacaaatca actagctoca ttacagcca tttctaaaat ggcagcttca gttctagaga 4980
agaaagaaca acatcagcag taaagtccat ggaatagcta gtggtctgtg tttcttttcg 5040
ccattgccta gcttgccgta atgattctat aatgccatca tgcagcaatt atgagaggct 5100
aggteatcca aagagaagac cctatcaatg taggttgcaa aatctaacce ctaaggaagt 5160
gcagtccttg atttgatttc cctagtaacc ttgcagatat gttaacca gcatagccc 5220
atgccttttg agggctgaac aaataaggga cttactgata atttactttt gatcacatta 5280
agggtttctc accttgaaat cttatacact gaaatggcca ttgatttagg ccaactggctt 5340
agagtactcc tcccctgca tgacactgat tacaataact ttcctattca tactttccaa 5400
ttatgagatg gactgtgggt actgggagtg atcactaaca ccatagtaat gtctaattt 5460
cacaggcaga tctgctggg gaagctagtt atgtgaaagg caaatagagt catacagtag 5520
ctcaaaaggc aaccataatt ctctttggtg caggtcttgg gagcgtgatc tagattacac 5580
tgcaccattc ccaagttaat cccctgaaaa cttactctca actggagcaa atgaactttg 5640
gtcccaaata tccatctttt cagtagcgtt aattatgctc tgtttccaac tgcatttcct 5700
ttccaattga attaaagtgt ggcctcgtt ttagtcattt aaaattgttt tctaagtaat 5760
tgctgcctct attatggcac ttcaattttg cactgtcttt tgagattcaa gaaaaatttc 5820
tattcttttt tttgcatoca attgtgctg aacttttaaa atatgtaaat gctgccatgt 5880
tccaaacca tcgctcagtg gtgtgtttag agctgtgcac cctagaaca acatattgtc 5940
ccatgagcag gtgctcagc cacagacccc tttgcatca cagagaggtc attggttata 6000
gagacttgaa ttaataagt acattatgcc agtttctgtt ctctcacagg tgataaaca 6060
tgctttttgt gactacata ctcttcagtg tagagctctt gttttatggg aaaaggtca 6120
aatgccaat tgtgtttgat ggattaatat gcccttttgc cgatgcatac tattaactgat 6180
gtgactcggg tttgtcagc ctttgccttg tttaatgaaa cacacttgta aacctctttt 6240
gcactttgaa aaagaatcca gcgggatgct cgagcacctg taaacaattt tctcaacct 6300

```

<210> SEQ ID NO 3

<211> LENGTH: 4107

<212> TYPE: DNA

<213> ORGANISM: Homo sapiens

<220> FEATURE:

<223> OTHER INFORMATION: MCL1 glucocorticoid receptor-responsive gene

<400> SEQUENCE: 3

```

gcgcaacct ccggaagctg ccgcccctt cccctttat ggaataact ttttataaaa 60
aaaagagttc gctggcgcca ccccgtagga ctggccgccc taaaaccgtg ataaaggagc 120
tgctcgccac ttctcacttc cgcttcttc cagtaaggag tcggggtctt cccagtttt 180
ctcagccagg cggcggcggc gactggcaat gtttggctc aaaagaaacg cggtaatcgg 240
actcaacctc tactgtgggg gggccggctt gggggccggc agcggcggcg ccaccgccc 300
gggagggcga cttttggcta cggagaagga ggcctcgcc cggcgagaga tagggggagg 360
ggaggccggc gcggtgatg gcggaagcgc cggcgcaagc cccccgtcca ccctcacgcc 420
agactcccgg agggctcgcg ggcgcggccc cattggcgcc gaggtccccg acgtcacccg 480
gaccccccg aggtgcttt tcttcgccc caccgcccgc gggcgcccgc ttgaggagat 540
ggaagccccg gccctgacg ccatcatgtc gcccgaaag gagctggacg ggtacgagcc 600

```

-continued

ggagcctctc	gggaagcggc	cgctgtcct	gccgctgctg	gagttggctg	gggaatctgg	660
taataacacc	agtacggacg	ggtcactacc	ctcgaocccg	ccgccagcag	aggaggagga	720
ggacgagttg	taccggcagt	cgctggagat	tatctctcgg	taccttcggg	agcaggccac	780
cggcgccaag	gacacaaagc	caatgggcag	gtctggggcc	accagcagga	aggcgctgga	840
gaccttacga	cgggttgggg	atggcgtgca	gcgcaaccac	gagacggcct	tccaaggcat	900
gcttcggaaa	ctggacatca	aaaacgaaga	cgatgtgaaa	tcgttgtctc	gagtgatgat	960
ccatgttttc	agcgacggcg	taacaaactg	gggcaggatt	gtgactctca	tttcttttgg	1020
tgccctttgtg	gctaaacact	tgaagaccat	aaaccaagaa	agctgcatcg	aaccattagc	1080
agaaagtatc	acagacgttc	tcgtaaggac	aaaacgggac	tggctagtta	aacaaagagg	1140
ctgggatggg	tttgtggagt	tcttccatgt	agaggaccta	gaaggtggca	tcaggaatgt	1200
gctgctggct	tttgacggg	ttgctggagt	aggagctggg	ttggcatatc	taataagata	1260
gccttactgt	aagtgcataa	gttgactttt	aaccaaccac	caccaccacc	aaaaccagtt	1320
tatgcagttg	gactccaagc	tgtaacttcc	tagagttgca	ccctagcaac	ctagccagaa	1380
aagcaagtgg	caagaggatt	atggctaaca	agaataaata	catgggaaga	gtgctcccca	1440
ttgattgaag	agtcactgtc	tgaagaagc	aaagttcagt	ttcagcaaca	aacaaacttt	1500
gtttgggaag	ctatggagga	ggacttttag	atthagtgaa	gatggtaggg	tggaaagact	1560
taatttcctt	gttgagaaca	ggaaagtggc	cagtagccag	gcaagtcata	gaattgatta	1620
cccgccgaat	tcattaatth	actgtagtgt	taagagaagc	actaagaatg	ccagtgcact	1680
gtgtaaaagt	tacaagtaat	agaactatga	ctgtaagcct	cagtactgta	caaggggaagc	1740
ttttcctctc	tctaattagc	ttcccagta	tacttcttag	aaagtccaag	tggtcaggac	1800
ttttataact	gttatacttt	ggcttggttt	ccatgattct	tactttatta	gcctagttta	1860
tcaccaataa	tacttgaocg	aaggetcagt	aattagttat	gaatatggat	atcctcaatt	1920
cttaagacag	cttgtaaatg	tatttgtaaa	aattgtatat	atthttacag	aaagtctatt	1980
tctttgaaac	gaaggaagta	tcgaattttac	attagttttt	ttcataccct	tttgaacttt	2040
gcaacttccg	taattagga	cctgtttctt	acagcttttc	tatgctaaac	tttgttctgt	2100
tcagttctag	agtgatatca	gaacgaattg	atgtgtaact	gtatgcagac	tggttgtagt	2160
ggaacaaatc	tgataactat	gcaggtttaa	atthttctat	ctgattttgg	taagtattcc	2220
ttagataggt	ttttctttga	aaacctggga	ttgagagggt	gatgaatgga	aattctttca	2280
cttcattata	tgcaagtttt	caataattag	gtctaagtgg	agttttaagg	ttactgatga	2340
cttacaataa	atgggctctg	attgggcaat	actcatttga	gttccctcca	tttgacctaa	2400
tttaactggg	gaaatthaaa	gtgaattcat	gggctcatct	ttaaagcttt	tactaaaaga	2460
ttttcagctg	aatggaactc	attagctgtg	tgcatataaa	aagatcacat	caggtggatg	2520
gagagacatt	tgatcccttg	tttgcttaat	aaattataaa	atgatggctt	ggaaaagcag	2580
gctagtctaa	ccatgggtgct	attattaggc	ttgcttggtta	cacacacagg	tctaagccta	2640
gtatgtcaat	aaagcaataa	cttactgttt	tgthttctatt	aatgattccc	aaaccttggt	2700
gcaagttttt	gcattggcat	ctttggattt	cagtcttgat	gtttgttcta	tcagacttaa	2760
cctthttatt	cctgtccttc	cttgaaattg	ctgattgttc	tgctccctct	acagatattt	2820
atatcaattc	ctacagcttt	ccctgocat	ccctgaactc	thttctagccc	thtttagattt	2880

-continued

```

tggcactgtg aaacccctgc tggaaacctg agtgaccctc cctccccacc aagagtccac 2940
agacctttca tctttcaoga acttgatcct gttagcaggt ggtaatacca tgggtgctgt 3000
gacactaaca gtcattgaga ggtgggagga agtccctttt ccttgactg gtatcttttc 3060
aactattggt ttatcctgtc tttgggggca atgtgtcaaa agtccctca ggaattttca 3120
gaggaaagaa cttttatga ggctttctct aaagtctcct ttgtatagga gtatgctcac 3180
ttaaatttac agaagaggt gagctgtgtt aaacctcaga gtttaaaagc tactgataaa 3240
ctgaagaaag tgtctatatt ggaactaggg tcatttgaaa gcttcagtct cggaacatga 3300
cctttagtct gtggactcca tttaaaata ggtatgaata agatgactaa gaatgtaatg 3360
gggaagaact gccctgctg cccatctcag agccataagg tcatctttgc tagagetatt 3420
tttacctatg tttttatcgt tcttgatcat aagccgctta tttatcat gtatctctaa 3480
ggacctaaaa gcactttatg tagtttttaa ttaatcttaa gatctggta cggtactaa 3540
aaaagcctgt ctgccaaatc cagtggaaac aagtgcatag atgtgaattg gtttttaggg 3600
gccccacttc ccaattcatt aggtatgact gtggaaatac agacaaggat cttagttgat 3660
atthtgggct tggggcagtg agggcttagg acacccaag tggtttggga aaggaggagg 3720
ggagtgggtg gtttataggg ggaggaggag gcaggtggtc taagtgtga ctggctacgt 3780
agttegggca aatctccaa aagggaaagg gaggtttgc ttagaaggat ggcgctccca 3840
gtgactactt tttgacttct gtttgtctta cgcttctctc agggaaaaac atgcagtcct 3900
ctagtgtttc atgtacatc tgtgggggt gaacacctg gttctggta aacagctgta 3960
ctttgatag ctgtgccagg aagggtagg accaactaca aattaatgtt ggttgcataa 4020
tgtagtgtg tccctaact tctgttttt cctgagaaaa aaaaataaat cttttattca 4080
aatacaggga aaaaaaaaa aaaaaaa 4107

```

<210> SEQ ID NO 4

<211> LENGTH: 1126

<212> TYPE: DNA

<213> ORGANISM: Homo sapiens

<220> FEATURE:

<223> OTHER INFORMATION: SAP30 glucocorticoid receptor-responsive gene

<400> SEQUENCE: 4

```

tccccatgtg acagtgagcg gggccccgc tccaggagac gctcgagtct gcgtcccggc 60
cctcagcact gtccactggt tcgggtgccag cagagaccag caggccccgg acagttggtg 120
tttgccgtg ccgctgtcta acttggtgtg cagagtgaat tgccgctgcc ggagcggaga 180
gaggcggagc ggccaggaga gaggggattt ctgtcagcgc cggcctcggg agctcggaga 240
catgaacggc ttcacgctg acgagatgag ccgcgccggg gatgcccgg ccgcagtggc 300
cgcagtgtgc gctgcccgcg ccgccgccgc ctggcgggg aacgggaccg gcgcggggcac 360
cggggctgag gtgccggcg cgggggcggt ctccagcggt gggcccccg gggcgcccg 420
gccgggcccc gggcaactgt gctgcctcgc ggaggatggt gacgggtgcg gccgggccc 480
aggcaacgcc agcttcagca agaggatcca gaagagcatc tcccagaaga aggtgaagat 540
cgagctggat aagagcgcaa ggcactctta catatgtgat taccataaaa acttaattca 600
gagtgttcga aacagaagaa agagaaaagg gagtgatgat gatggagggtg attcacctgt 660
tcaagatatt gataccccag aggttgattt ataccaatta caagtaata cacttaggag 720

```

-continued

```

atacaaaaga cacttcaagc taccaaccag accaggactt aataaagcac aacttggtga 780
gatagttggg tgccacttta ggtctattcc agtgaatgaa aaagacacct taacatattt 840
catctactca gtgaagaatg acaagaacaa atcagatctc aaggttgata gtggtgttca 900
ctaggagacg tggaaattgag actaataaact tggatgtaa cactgtttac tgttttttca 960
catgtagaaa tgttctttgt gtatTTTTTc tacagaggat tttctctgat tttatTTTct 1020
ttgtttctga ctctaataat tagttggaaa ctcatataaa atgagcttTc ctaaattaaa 1080
tctatTTTtaa ataaaggTta ttactattaa aaaaaaaaaa aaaaaa 1126

```

```

<210> SEQ ID NO 5
<211> LENGTH: 2040
<212> TYPE: DNA
<213> ORGANISM: Homo sapiens
<220> FEATURE:
<223> OTHER INFORMATION: DUSP1 glucocorticoid receptor-responsive gene

```

```

<400> SEQUENCE: 5

```

```

tcgctgcgaa ggacatttgg gctgtgtgtg cgacgcgggt cggaggggca gtcgggggaa 60
ccgcgaagaa gccgaggagc ccggagcccc gcgtgacgct cctctctcag tccaaaagcg 120
gcttttggtt cggcgcagag agacccgggg gtctagcttt tcctcgaaaa gcgccgccct 180
gcccttgccc ccgagaacag acaaaagagca ccgcagggcc gatcacgctg ggggcgctga 240
ggccggccat ggtcatggaa gtgggcaccc tggacgctgg aggcctgcgg gcgctgctgg 300
gggagcgagc ggcgcaatgc ctgctgctgg actgcccctc cttcttcgct tcaacgccc 360
gccacatcgc cggtctgtc aacgtgctc tcagcaccat cgtgcggcgc cgggccaagg 420
gcgccatggg cctggagcac atcgtgccc acgcccagct ccgcggccgc ctgctggccc 480
gcgcctacca cgccgtggg ttgctggaag agcgcagcgc cgccctggac ggcgccaagc 540
gcgacggcac cctggccctg gcggccggcg cgctctgcgg cgaggcgcgc gcccgcaag 600
tcttcttct caaaggagga tacgaagcgt tttcggcttc ctgcccggag ctgtgcagca 660
aacagtgcac ccccatgggg ctacgcttcc cctgagtac tagcgtccct gacagcggg 720
aatctgggtg cagttctgc agtaccacc tctacgatca gggTggcccc gtggaaatcc 780
tgccctttct gtacctgggc agtgcgtatc acgcttccc caaggacatg ctggatgcct 840
tgggcatcac tgccttgatc aacgtctcag ccaattgtcc caaccatttt gagggTcact 900
accagtacaa gagcatccct gtggaggaca accacaaggc agacatcagc tctTggttca 960
acgaggccat tgacttcata gactccatca agaatgctgg aggaagggtg tttgtccact 1020
gccaggcagg catttcccgg tcagccacca tctgecttgc ttacctatg aggactaatc 1080
gagtcaagct ggacgaggcc tttgagttg tgaagcagag gcgaagcatc atctctccca 1140
acttcagctt catgggccag ctgctgcagt ttgagtccca ggtgctggct ccgcactgtt 1200
cggcagaggc tgggagcccc gccatggctg tgctcgaccg aggcacotcc accaccaccg 1260
tgttcaactt ccccgctccc atccctgtcc actccacgaa cagtgcgctg agctacctt 1320
agagcccat taecacctct cccagctgct gaaaggccac gggaggtgag gctcttcaca 1380
tcccattggg actccatgct ccttgagagg agaaatgcaa taactctggg aggggctcga 1440
gagggctggg ccttatTTat ttaactTcac ccgagTtct ctgggTtTct aagcagTtat 1500
ggtgatgact tagcgtcaag acattTgctg aactcagcac attcgggacc aatatatagt 1560

```

-continued

```

gggtacatca agtccatctg acaaaatggg gcagaagaga aaggactcag tgtgtgatcc 1620
ggtttctttt tgctcgcccc tgttttttgt agaatctctt catgcttgac atacctacca 1680
gtattattcc cgacgacaca tatacatatg agaataatacc ttatttattt ttgtgtaggt 1740
gtctgccttc acaaatgtca ttgtctactc ctagaagaac caaatacctc aatttttgtt 1800
tttgagtact gtactatcct gtaaataat ctttaagcagg tttgttttca gcaactgatgg 1860
aaaataccag tgttgggttt ttttttagtt gccaacagtt gtatggttgc tgattattta 1920
tgacctgaaa taatatattt cttcttctaa gaagacattt tgttacataa ggatgacttt 1980
tttatacaat ggaataaatt atggcatttc tattgaaatt tcaaaaaaaaa aaaaaaaaaa 2040

```

<210> SEQ ID NO 6

<211> LENGTH: 3208

<212> TYPE: DNA

<213> ORGANISM: Homo sapiens

<220> FEATURE:

<223> OTHER INFORMATION: SGK1 glucocorticoid receptor-responsive gene

<400> SEQUENCE: 6

```

agatattcat gaaccgttgc ttcttccagc ctgccttct cgctccctct gcctttctgg 60
cgctgttctc cctccctccc tctggettct gctctttctt actccttctc tcagctgctt 120
aactacagct cccactggaa ctgacacaat caaaaaaac tctcctctct caagccgct 180
ccaggagcgc atcacctgga gaagagcgac tcgctccccg cgccggccgc ggaagagcag 240
ccaggtagct gggggcgggg aggcgtacc cttctccgct cggttaagagc cacagcatct 300
ccccgggat tggccgtatc ccaccgtccg gccccagggt tcctgcagcg gtgatgcata 360
tgtttcggag caatgatgga aggagaaaag ccgctgtcgg tggcaactga aagtggggag 420
aggttgctgc agtagctggt gctgcagaat gcgcgagtga agaactgagc cccgctagat 480
tctccatccc gctcagtcct cattaactgt ctgcaggagg taaaccgggg aaacagatat 540
gcactaacca ggcgggtgcc aacctggatc tataactgtg aattcccac ggtggaatat 600
ggtaaacaaa gacatgaatg gattcccagt caagaaatgc tcagccttcc aattttttaa 660
gaagcgggta cgaagggtga tcaagagccc aatggtcagt gtggacaagc atcagagtcc 720
cagcctgaag tacaccggct cctccatggt gcacatccct ccaggggagc cagacttcga 780
gtcttccttg tgtcaaacat gcttgggtga acatgcttcc caaagagggg ttctccctca 840
ggagaacgag tcatgttcat gggaaactca atctgggtgt gaagtgagag agccatgtaa 900
tcatgccaac atcctgacca agcccgatcc aagaacctc tggactaatg atgatccagc 960
tttcatgaag cagaggagga tgggtctgaa cgactttatt cagaagattg ccaataactc 1020
ctatgcatgc aaacaccctg aagttcagtc catcttgaag atctcccaac ctcaggagcc 1080
tgagcttatg aatgccaaac cttctcctcc accaagtcct tctcagcaaa tcaaccttgg 1140
cccgtcgtcc aatcctcatg ctaaacctc tgactttcac ttcttgaag tgatcggaaa 1200
gggcagtttt gaaaagggtc ttctagcaag acacaaggca gaagaagtgt tctatgcagt 1260
caaagtttta cagaagaag caatcctgaa aaagaaagag gagaagcata ttatgtcgga 1320
gggaaatggt ctgttgaaga atgtgaagca ccttttctcg gtgggccttc acttctcttt 1380
ccagactgct gacaaattgt actttgtcct agactacatt aatgggtggag agttgttcta 1440
ccatctccag agggaacgct gcttctgga accacgggct cgtttctatg ctgctgaaat 1500

```

-continued

```

agccagtgcc ttgggctacc tgcattcact gaacatcggt tatagagact taaaaccaga 1560
gaatattttg ctagattcac agggacacat tgtccttact gacttcggac tctgcaagga 1620
gaacattgaa cacaacagca caacatccac cttctgtggc acgccggagt atctcgcacc 1680
tgaggtgctt cataagcagc cttatgacag gactgtggac tgggtgtgccc tgggagctgt 1740
cttgtatgag atgctgtatg gctgcccgc tttttatagc cgaaacacag ctgaaatgta 1800
cgacaacatt ctgaacaagc ctctccagct gaaaccaaatt attacaaatt ccgcaagaca 1860
cctctcggag ggctcctgc agaagacag gacaaagcgg ctcggggcca aggatgactt 1920
catggagatt aagagtcagc tcttcttctc cttaattaac tgggatgatc tcattaataa 1980
gaagattact cccctttta acccaaatgt gagtgggccc aacgacctac ggcaacttga 2040
ccccgagttt accgaagagc ctgtcccaa ctccattggc aagtcccctg acagcgtcct 2100
cgtcacagcc agcgtcaagg aagctgccga ggctttccta ggcttttctc atgcgcctcc 2160
cacggactct ttcctctgaa cctctgttagg gcttggtttt aaaggatttt atgtgtgttt 2220
ccgaatgttt tagttagcct tttgggtggag ccgccagctg acaggacatc ttacaagaga 2280
atgtgcacat ctctggaagc ttgcaatct tattgcacac tgttcgctgg aagctttttg 2340
aagagcacat tctcctcagt gagctcatga ggttttcatt tttattcttc cttccaacgt 2400
ggtgctatct ctgaaacgag cgttagagtg ccgccttaga cggaggcagg agtttcgtta 2460
gaaagcggac gctgttctaa aaaaggtctc ctgcagatct gtctgggctg tgatgacgaa 2520
tattatgaaa tgtgcctttt ctgaagagat tgtgttagct ccaaagcttt tcctatcgca 2580
gtgtttcagt tctttatttt cccttgtgga tatgetgtgt gaaccgtcgt gtgagtggtg 2640
tatgcctgat cacagatgga ttttgttata agcatcaatg tgacactgc aggacactac 2700
aacgtgggac attgtttgtt tcttccatat ttggaagata aatttatgtg tagacttttt 2760
tgtaagatac ggtaataaac taaaatttat tgaaatggtc ttgcaatgac tcgtattcag 2820
atgcttaaag aaagcattgc tgctacaaat atttctattt ttagaaaggg tttttatgga 2880
ccaatgcccc agttgtcagt cagagccgtt ggtgtttttc attgtttaaa atgtcacctg 2940
taaaatgggc attatttatg tttttttttt tgcattcctg ataattgtat gtattgtata 3000
aagaacgtct gtacattggg ttataacact agtatattta aacttacagg cttatttgta 3060
atgtaaacca ccattttaat gtactgtaat taacatggtt ataatacgta caatccttcc 3120
ctcatcccat cacacaactt tttttgtgtg tgataaactg attttggttt gcaataaaac 3180
cttgaaaaat atttaccat aaaaaaaaa 3208

```

<210> SEQ ID NO 7

<211> LENGTH: 5758

<212> TYPE: DNA

<213> ORGANISM: Homo sapiens

<220> FEATURE:

<223> OTHER INFORMATION: SMARCA2 glucocorticoid receptor-responsive gene

<400> SEQUENCE: 7

```

tttctgtact ctgggtgact cagagagggga agagattcag ccagcacact cctcgcgagc 60
aagcattact ctactgactg gcagagacag gagaggtaga tgtccacgcc cacagaccct 120
ggcgcgatgc cccaccagc gccttcgccg gggcctgggc cttcccctgg gccaatcttt 180
ggcctagtgc caggaccagc accatccca ggttccgtcc acagcatgat ggggccaagt 240

```

-continued

cctggacctc caagtgtctc ccatectatg cegacgatgg ggtccacaga cttcccacag	300
gaaggcatgc atcaaatgca taagcccatc gatggtatac atgacaaggg gattgtagaa	360
gacatccatt gtggatccat gaagggcact ggtatgacac cacctcacc aggcatgggc	420
cctccccaga gtccaatgga tcaacacagc caaggttata tgtcaccaca cccatctcca	480
ttaggagccc cagagcacgt ctccagccct atgtctggag gaggcccaac tccacctcag	540
atgccaccaa gccagccggg ggccctcatc ccaggtgatc cgcaggccat gagccagccc	600
aacagaggtc cctcaccttt cagtctgtc cagctgcatc agcttcgagc tcagatttta	660
gcttataaaa tgctggcccg aggccagccc ctccccgaaa cgctgcagct tgcagtcag	720
gggaaaagga cgttgccctgg cttgcagcaa caacagcagc agcaacagca gcagcagcag	780
cagcagcagc agcagcagca gcagcaacag cagccgcagc agcagccgcc gcaaccacag	840
acgcagcaac aacagcagcc ggcccttgtt aactacaaca gaccatctgg cccggggccc	900
gagctgagcg gcccagcac cccgcagaag ctgcccgtgc ccgcgcccg cgcccggccc	960
tgcccgcgc cccccgagc cgcgcagccg cccgcggccg cagtgcccg gccctcagtg	1020
ccgcagccgg cccccgggca gccctcgcgc gtcctccagc tgcagcagaa gcagagccgc	1080
atcagcccca tccagaaacc gcaaggcctg gaccccgtgg aaattctgca agagccggaa	1140
tacagacttc aggcccgcat agctcatagg atacaagaac tggaaaatct gcttggtct	1200
ttgccaccag atttaagaac caaagcaacc gtggaactaa aagcacttcg gttactcaat	1260
ttccagcgtc agctgagaca ggaggtggtg gcttgcctgc gcagggacac gaccctggag	1320
acggctctca actccaaagc atacaacagg agcaagcgc agactctgag agaagctcgc	1380
atgaccgaga agctggagaa gcagcagaag attgagcagg agaggaaacg ccgtcagaaa	1440
caccaggaat acctgaacag tattttgcaa catgcaaaag attttaagga atatcatcgg	1500
tctgtggccg gaaagatcca gaagctctcc aaagcagtg caacttggca tgccaacact	1560
gaaagagagc agaagaagga gacagagcgg attgaaaagg agagaatgcg gcgactgatg	1620
gctgaagatg aggagggtta tagaaaactg attgatcaaa agaaagacag gcgtttagct	1680
taccttttgc agcagaccga tgagtatgta gccaatctga ccaatctggt ttgggagcac	1740
aagcaagccc aggcagccaa agagaagaag aagaggagga ggaggaagaa gaaggctgag	1800
gagaatgcag aggggtggga gtcctgccctg ggaccggatg gagagcccat agatgagagc	1860
agccagatga gtgacctccc tgtcaaagtg actcacacag aaaccggcaa ggttctgttc	1920
ggaccagaag cacccaaagc aagtcagctg gacgcctggc tggaaatgaa tcctggttat	1980
gaagttgccc ctatagctga cagtgaagag agtgattctg attatgagga agaggatgag	2040
gaagaagagt ccagtaggca ggaaaccgaa gagaaaatac tcctggatcc aaatagcgaa	2100
gaagtttctg agaaggatgc taagcagatc attgagacag ctaagcaaga cgtggatgat	2160
gaatacagca tgcagtacag tgccaggggc tcccagtcct actacaccgt ggctcatgcc	2220
atctcggaga ggggtggagaa acagctctgcc ctccctaatta atgggaccct aaagcattac	2280
cagctccagg gcctggaatg gatggtttcc ctgtataata acaacttgaa cggaatctta	2340
gccgatgaaa tggggcttgg aaagaccata cagaccattg cactcatcac ttatctgatg	2400
gagcacaaaa gactcaatgg cccctatctc atcattgttc cccttctgac tctatctaac	2460
tggacatatg aatttgacaa atgggctcct tctgtggtga agatttctta caaggtact	2520

-continued

cctgccatgc gtcgctcct tgtccccag ctacggagtg gcaaattcaa tgtcctcttg 2580
actacttatg agtatattat aaaagacaag cacattcttg caaagattcg gtggaaatac 2640
atgatagtgg acgaaggcca ccgaatgaag aatcaccact gcaagctgac tcaggtcttg 2700
aacactcact atgtggcccc cagaaggatc ctcttgactg ggacccccgt gcagaataag 2760
ctccctgaac tctgggcct cctcaacttc ctccctccaa caatttttaa gagctgcagc 2820
acatttgaac aatggttcaa tgcctcattt gccatgactg gtgaaagggg ggacttaaat 2880
gaagaagaaa ctatattgat catcaggcgt ctacataagg tgtaagacc atttttacta 2940
aggagactga agaaagaagt tgaatcccag ctcccgaaa aagtgaata tgtgatcaag 3000
tgtgacatgt cagctctgca gaagattctg tatcgccata tgcaagccaa ggggatcctt 3060
ctcacagatg gttctgagaa agataagaag gggaaaggag gtgctaagac acttatgaac 3120
actattatgc agttgagaaa aatctgcaac caccatata tgtttcagca cattgaggaa 3180
tcctttgctg aacacctagg ctattcaaat ggggtcatca atggggctga actgtatcgg 3240
gcctcaggga agtttgagct gcttgatcgt attctgcaa aattgagagc gactaatcac 3300
cgagtgtctg tttctgcca gatgacatct ctcatgacca tcatggagga ttattttgct 3360
tttcggaact tcctttacct acgccttgat ggcaccacca agtctgaaga tcgtgctgct 3420
ttgctgaaga aattcaatga acctggatcc cagtatttca tttcttctgct gagcacaaga 3480
gctggtggcc tgggcttaaa tcttcaggca gctgatacag tggatcctt tgacagcgac 3540
tggaatcctc atcaggatct gcaggcccaa gaccgagctc accgcatcgg gcagcagaac 3600
gaggtccggg tactgaggct ctgtaccgtg aacagcgtgg aggaaaagat cctcgcgcc 3660
gcaaaataca agctgaacgt ggatcagaaa gtgatccagg cgggatggtt tgacaaaag 3720
tcttcaagcc acgagcggag ggcattcctg caggccatct tggagcatga ggaggaaaat 3780
gaggaagaag atgaagtacc ggacgatgag actctgaacc aaatgattgc tcgacgagaa 3840
gaagaatttg acctttttat gcggatggac atggaccggc ggagggaaga tgcccggaac 3900
ccgaaacgga agccccgttt aatggaggag gatgagctgc cctcctggat cattaaggat 3960
gacgtgaag tagaaaggct cacctgtgaa gaagaggag agaaaaatatt tgggaggggg 4020
tcccgcagc gccgtgacgt ggactacagt gacgcctca cggagaagca gtggctaagg 4080
gccatcgaag acggcaatth ggaggaaatg gaagaggag tacggcttaa gaagcgaana 4140
agacgaagaa atgtggataa agatcctgca aaagaagatg tggaaaaagc taagaagaga 4200
agaggccgcc ctcccgtga gaaactgtca ccaaatcccc ccaactgac aaagcagatg 4260
aacgctatca tcgatactgt gataaactac aaagataggt gtaacgtgga gaaggtgcc 4320
agtaattctc agttggaat agaaggaaac agttcagggc gacagctcag tgaagtcttc 4380
attcagttac cttcaaggaa agaattacca gaatactatg aattaattag gaagccagtg 4440
gatttcaaaa aaataaagga aaggattcgt aatcataagt accggagcct aggcgacctg 4500
gagaaggatg tcatgcttct ctgtcacaac gctcagact tcaacctgga gggatcccag 4560
atctatgaag actccatcgt cttacagtca gtgtttaaga gtgccggca gaaaattgcc 4620
aaagaggag agagtgagga tgaagcaat gaagaggag aagaggaga tgaagaagag 4680
tcagagtccg aggcanaatc agtcaaggty aaaattaagc tcaataaaaa agatgacaaa 4740
ggccgggaca aagggaagc caagaaagc ccaaatcgag gaaaagccaa acctgtagtg 4800

-continued

```

agcgattttg acagcgatga ggagcaggat gaacgtgaac agtcagaagg aagtgggacg 4860
gatgatgagt gatcagatg gacctttttc cttggtagaa ctgaattcct tcctccctcg 4920
tctcatttct acccagtgag ttcattttgtc atataggcac tggggtgttt ctatatcatc 4980
atcgtctata aactagcttt aggatagtgc cagacaaaaa tatgatatac tgggtgaaaa 5040
aacacacaca tacacaaata tttgtaacat attgtgacca aatgggcctc aaagattcag 5100
attgaaacaa acaaaaagct tttgatggaa aatatgtggg tggatagtat atttctatgg 5160
gtgggtctaa tttggtaacg gtttgattgt gcttggtttt atcacctgtt cagatgagaa 5220
gatttttgtc tttttagca ctgataacca ggagaagcca ttaaaagcca ctggttattt 5280
tatttttcat caggcaattt tcgaggtttt tatttgttcg gtattgtttt tttacactgt 5340
ggtacatata agcaacttta ataggtgata aatgtacagt agttagattt cacctgcata 5400
tacatttttc cattttatgc tctatgatct gaacaaaagc tttttgaatt gtataagatt 5460
tatgtctact gtaaacattg ctttaattttt ttgctcttga tttaaaaaaa agttttgttg 5520
aaagcgtat tgaatattgc aatctatata gtgtattgga tggcttcttt tgtcacctcg 5580
atctcctatg ttaccaatgt gtatcgtctc cttctcccta aagtgtactt aatctttgct 5640
ttctttgcac aatgtctttg gttgcaagtc ataagcctga ggcaataaaa attccagtaa 5700
tttcaagaa tgtgggtgtg gtgctttcct aataaagaaa taatttagct tgacaaaa 5758

```

```

<210> SEQ ID NO 8
<211> LENGTH: 837
<212> TYPE: DNA
<213> ORGANISM: Homo sapiens
<220> FEATURE:
<223> OTHER INFORMATION: PTGDS glucocorticoid receptor-responsive gene

```

```

<400> SEQUENCE: 8
gctctcctcg cacacctccc tcgctctccc acaccactgg caccaggccc cggacacccc 60
ctctgctgca ggagaatggc tactcatcac acgctgtgga tgggactggc cctgctgggg 120
gtgctgggcg acctgcaggc agcaccggag gccacggctc ccgtgcagcc caacttcag 180
caggacaagt tcctggggcg ctgggtcagc gggggcctcg cctccaacte gagctggctc 240
cgggagaaga aggcggcgtt gtccatgtgc aagtctgtgg tggcccctgc cacggatggt 300
ggcctcaacc tgacctccac cttcctcagg aaaaaccagt gtgagacccc aacctgctg 360
ctgcagcccc cggggtcctc cggtcctac agctaccgga gtccccactg gggcagcacc 420
tactccgtgt cagtgggtga gaccgactac gaccagtagc cgctgctgta cagccagggc 480
agcaagggcc ctggcgagga cttccgcatg gccaccctct acagccgaac ccagaccccc 540
agggctgagt taaaggagaa attcacgcc tttctgcaagg cccagggctt cacagaggat 600
accattgtct tcctgcccc aaccgataag tgcattgacg aacaatagga ctccccaggg 660
ctgaagctgg gatccccgcc agccaggtga cccccacgct ctggatgtct ctgctctgtt 720
ccttccccga gccctgccc cggtcctccc ccaaaagcaac cctgcccact caggcttcat 780
cctgcacaat aaactccgga agcaagtcag taaaaaaaaa aaaaaaaaaa aaaaaaaa 837

```

```

<210> SEQ ID NO 9
<211> LENGTH: 6001
<212> TYPE: DNA
<213> ORGANISM: Homo sapiens

```

-continued

<220> FEATURE:

<223> OTHER INFORMATION: TNFRSF9 glucocorticoid receptor-responsive gene

<400> SEQUENCE: 9

```

caaggagga tcccacagat gtcacaggc tgtcacagag ctgtggtggg aatttcccat    60
gagaccccg ccttggctga gtcaccgac tectgtgttt gacctgaagt cctctcgagc    120
tgcagaagc tgaagaccaa ggagtggaaa gttctccggc agccctgaga tctcaagagt    180
gacatttgtg agaccagcta atttgattaa aattctcttg gaatcagctt tgctagtatc    240
atacctgtgc cagatttcat catgggaaac agctgttaca acatagtagc cactctgttg    300
ctggtcctca actttgagag gacaagatca ttgcaggatc cttgtagtaa ctgccagct    360
ggtacattct gtgataataa caggaatcag atttgcagtc cctgtcctcc aaatagtttc    420
tccagcgcag gtggacaaag gacctgtgac atatgcaggc agtgtaaagg tgttttcagg    480
accaggaagg agtgttcctc caccagcaat gcagagtgtg actgcactcc agggtttcac    540
tgcctggggg caggatgcag catgtgtgaa caggattgta aacaaggta agaactgaca    600
aaaaaaggtt gtaagactg ttgctttggg acatttaacg atcagaaacg tggcatctgt    660
cgacctgga caaactgttc tttgatgga aagtctgtgc ttgtgaatgg gacgaaggag    720
agggacgtgg tctgtggacc atctccagcc gacctctctc cgggagcacc ctctgtgacc    780
cgcctgccc ctgcgagaga gccaggacac tctccgaga tcatctcctt ctttcttgcg    840
ctgacgtcga ctgcgttget cttcctgetg ttcttctca cgctccgttt ctctgttgtt    900
aaacggggca gaaagaaact cctgtatata ttcaaacac catttatgag accagtacaa    960
actactcaag aggaagatgg ctgtagctgc cgatttccag aagaagaaga aggaggatgt   1020
gaactgtgaa atggaagtca atagggtgt tgggacttcc ttgaaaagaa gcaaggaaat   1080
atgagtcacc cgctatcaca gctttcaaaa gcaagaacac catcctacat aataccagc   1140
attcccccaa cacacgttct tttctaactg ccaatgagtt ggcttttaa aatgcaccac   1200
ttttttttt tttttgacag ggtctcactc tgtcaccagc gctggagtgc agtggcacca   1260
ccatggctct ctgcagcctt gacctctggg agctcaatg atcctcctgc ctcaagtctc   1320
tgagtagctg gaactacaag gaagggccac cacacctgac taactttttt gttttttgtt   1380
tggtaaagat ggcatttcac catgtgttac aggtggtct caaactccta ggttcacttt   1440
ggcctcccaa agtgcctgga ttacagacat gaactgccag gcccgccaa aataatgcac   1500
cacttttaac agaacagaca gatgaggaca gagctggtga taaaaaaaa aaaaaaaaaag   1560
cattttctag ataccactta acaggtttga gctagttttt ttgaaatcca aagaaaatta   1620
tagtttaaat tcaattacat agtccagtgg tccaactata attataatca aatcaatgc   1680
aggtttgttt tttggtgcta atatgacata tgacaataag ccacgaggtg cagtaagtac   1740
ccgactaaag tttccgtggg ttctgtcatg taacacgaca tgctccaccg tcagggggga   1800
gtatgagcag agtgcctgag tttagggtca aggacaaaaa acctcaggcc tggaggaagt   1860
tttgaaaga gttcaagtgt ctgtatatcc tatggtcttc tccatcctca caccttctgc   1920
ctttgtcctg ctccctttta agccagggtta cattctaaaa attcttaact tttaacataa   1980
tattttatag caaagccaat aaatgaactg catatgatag gtatgaagta cagtgagaaa   2040
attaacacct gtgagctcat tgtcctacca cagcactaga gtgggggccc ccaaactccc   2100
atggccaaac ctggtgcacc atttgccttt gtttgtctgt tggtttgctt gagacagtct   2160

```

-continued

tgctctgttg cccaggctgg aatggagtgg ctattcacag gcacaatcat agcacacttt 2220
agccttaaac tcctgggctc aagtgatcca cccgcctcag tctcccaagt agctgggatt 2280
acaggtgcaa acctggcatg cctgccattg ttggcttat gatctaagga tagcttttta 2340
aattttattc attttatttt tttttgagac agtgtctcac tctgtctccc aggctggagt 2400
acagtgttac aatcttggat caccgcctcc cagtttcaag tgatctccct gcctcagcct 2460
cctaagtagc tgggactaca ggtatgtgcc accacgcctg gctaattttt atatttttag 2520
tagagacggg gtttcaccat gttgtccagg ctggctctcaa actcctgacc tcaggtgatc 2580
tgcccacctc tgcctcccaa agtgcctgga ttacagggat gagccaccat gcctggccat 2640
ttcttacact tttgatgac atgcctattg caagcttgcg tgcctctgtc ccattgttatt 2700
ttactctggg atttaggtgg agggagcagc ttctatttgg aacattggcc atcgcatggc 2760
aaatgggtat ctgtcacttc tgctcctatt tagttggttc tactataacc ttagagcaa 2820
atcctgcagc caagccaggc atcaataggg cagaaaagta tattctgtaa ataggggtga 2880
ggagaagata tttctgaaca atagtctact gcagtaccaa attgcttttc aaagtggctg 2940
ttctaagtga ctcccgtcag tcatataagt gtcattgtaag tatcccattg atccacatcc 3000
ttgctaccct ctggctactat caggtgccct taattttgcc aagccagtgg gtatagaatg 3060
agatctcact gtggtcttag tttgcatttg cttggttact gatgagcacc ttgtcaaata 3120
tttatatacc atttgtgttt atttttttaa ataaaaatgct tgctcatgct tttttgcca 3180
tttgcaaaaa aacttggggc cgggtgcagt ggctcatgcc tgtagtccca gctctttggg 3240
aggccaaggt gggcagatcg cttgagocca ggagttcgag accagccttg gcaacatggc 3300
gaaaccctgt ctttacaaaa aatacaaaaa ttagccgggt gtggtggtgt gcacctgaag 3360
tcccagctac tcagtaggtt cgctttgagc ctgggaggca gaggttgacg tgagctggga 3420
ccgcatcact acacttcagc ctgggcaaca gagaaaaacc ttttctcaga aacaaacaaa 3480
cccaaatgtg gttgtttgtc ctgattccta aaaggtcttt atgtattcta gataataatc 3540
tttggtcagt tatatgtgtt aaaaaatc ttctttgtgg ccaggcacgg tagctcacac 3600
ctgtaatccc agcactttgc ggggctgagg tgggtggatc atctgaggtc aagagttcaa 3660
gatcagcctg gccaacacag tgaacccca tctctactaa acatgtacaa aacttagctg 3720
ggtatggtgg cgggtgcctg taacccagc tgctccagag gctgtggcag aagaatcgct 3780
tgaacccagg aggcagaggt tgcagcgagc caagattgtg ccattgcact ccagactggg 3840
tgacaagagt gaaattctgc ctatctatct atctatctat ctatatctat atatatatat 3900
atatatatcc tttgtaattt atttttccct ttttaaaatt ttttataaaa ttctttttta 3960
tttttatttt tagcagaggt gaggtttctg aggtttcatt atgttgccca ggctggtctt 4020
gaaactcctga gctcaagtga tctctccacc tcagccttcc aaagtgtctg aattgcagac 4080
atgagccacc gcgcccctcc tgtttttctc taattaatgg tgtctttctt tgtctttctg 4140
gtaataagca aaaagtctct catttgattt ggttaaattt ataactgttt tctcatatgg 4200
ttaacatttt ttcttgctg gctaaagaaa tctttttctg cccaatacta taaagagggt 4260
tgcccacatt ttattccaaa agttttaagt tttgtcttc atcttgaagt ctaatgtatc 4320
aggaactggc ttttgtgcct gttgggaggt agtgatccaa ttccatgtct tgcatttagg 4380
taaccactgg tcctgcgccc atgtattcaa tacgtcgtct ttctcctgcg ggtctgcaat 4440

-continued

```

ctcacctacc atccatcaag tttccatagg gccatgggtc tgettctggg ctcctgttc 4500
tgttccattg tcaatttgtc taccctgtgc cagtatcaca ctgtgtttat tacaatagct 4560
ttgtaacagc tctcgatadc cggtaggaca tctccctcca ccttcttttt ctacttcaga 4620
agtgtccttag ctaggtcagg cacgggtggt cacgcctgta atcccagcac tttgggaggc 4680
cgacgcggat ggatcacctg aggtcaggag ttttgagaca gcctggccaa catggtgaaa 4740
ccccatctct actaaaaaat acaaaaatta gtcaggcatg gtggcatgtg cctgtaatcc 4800
cagctatttg ggaggctgag gccggagaat tgcttgaacc cggggggcgg aggttgcaag 4860
gagccgagat cgtaccattg cactccagcc tgggtgacag agcgaaactc tgtctcagga 4920
aaaaaaagaa aagagatgtc ttggttattc ttggttcttt attattcaat ataaatttta 4980
gaagctgaat ttgaaaagat ttggattgga atttcattaa atctacaggt caatttaggg 5040
agagttgata attttacaga attgagtcac ctggtgttcc aataagaata agagaacaat 5100
tattggctgt acaattcttg ccaaatagta ggcaaagcaa agcttaggaa gtatactggt 5160
gccatttcag gaacaaagct aggtgcgaat atttttgtct ttctgaatca tgatgctgta 5220
agttctaaag tgatttctcc tcttggttt ggacacatgg tgtttaatta cctactgctg 5280
actatccaca aacagaaaga gactggcat gccccacagg gttgggtat ccaagataat 5340
ggagcgaggg tctcatgtgt cctaggttac acaccgaaaa tccacagttt attctgtgaa 5400
gaaaggaggc tatgtttatg atacagactg tgatatttt atcatagcct attctggtat 5460
catgtgcaaa agctataaat gaaaaacaca ggaacttggc atgtgagtca ttgctcccc 5520
taaatgacaa ttaataagga aggaacattg agacagaata aaatgatccc cttctgggtt 5580
taatttagaa agttccataa ttaggttta tagaaataaa tgtaaatttc tatgattaaa 5640
aataaattag cacatttagg gatcacacaaa ttataaatca ttttctaaat gctaaaaaca 5700
agctcagggt tttttcagaa gaaagtttta attttttttc tttagtggaa gatatcactc 5760
tgacggaaag ttttgatgtg aggggcggat gactataaag tgggcactct cccccacagg 5820
aagatgtttc catctgtggg tgagaggtgc ccaccgcgc tagggcagggt tacatgtgcc 5880
ctgtgtgtgg taggacttgg agagtgatct ttatcaact ttttatttaa aagactatct 5940
aataaacac aaaactatga tgttcacagg aaaaaagaa taagaaaaa agaaaaaaa 6000
a 6001

```

<210> SEQ ID NO 10

<211> LENGTH: 1336

<212> TYPE: DNA

<213> ORGANISM: Homo sapiens

<220> FEATURE:

<223> OTHER INFORMATION: SFN glucocorticoid receptor-responsive gene

<400> SEQUENCE: 10

```

gagagacaca gagtccggca ttggtcccag gcagcagtta gcccgcggcc cgctgtgtg 60
tccccagagc catggagaga gccagctga tccagaaggc caagctggca gagcaggccg 120
aacgctatga ggacatggca gccttcatga aaggcgccgt ggagaagggc gaggagctct 180
cctgcgaaga gcgaaacctg ctctcagtag cctataagaa cgtgggtggc ggccagaggg 240
ctgcctggag ggtgctgtcc agtattgagc agaaaagcaa cgaggagggc tccgaggaga 300
aggggcccga ggtgcgtgag taccgggaga aggtggagac tgagctccag ggcgtgtgcg 360

```

-continued

```

acaccgtgct gggcctgctg gacagccacc tcatacaagga ggccggggac gccgagagcc 420
gggtcttcta cctgaagatg aagggtgact actaccgcta cctggccgag gtggccaccg 480
gtgacgacaa gaagcgcacg attgactcag cccggtcagc ctaccaggag gccatggaca 540
tcagcaagaa ggagatgccc cccaccaacc ccatecgcct gggcctggcc ctgaactttt 600
ccgtcttcca ctacgagatc gccaacagcc ccgaggaggc catctctctg gccaaagacca 660
ctttcgacga ggccatggct gatctgcaca ccctcagcga ggactcctac aaagacagca 720
ccctcactat gcagctgctg cgagacaacc tgacactgtg gacggccgac aacgccgggg 780
aagagggggg cgaggctccc caggagcccc agagctgagt gttgccgcc accgccccgc 840
cctgccccct ccagtcccc accctgccga gaggactagt atgggggtggg aggccccacc 900
cttctccccct aggcctggtt cttgctccaa agggctccgt ggagagggac tggcagagct 960
gaggccacct ggggctgggg atccccactt tcttgacgtt gttgagcgca cctaaccact 1020
ggtcatgccc ccaccctgc tctccgcacc cgcttctccc cgaccccagg accaggtac 1080
ttctcccctc ctcttgctc cctcctgccc ctgctgcctc tgatcgtagg aattgaggag 1140
tgtcccgcct tgtggctgag aactggacag tggcaggggc tggagatggg tgtgtgtgtg 1200
tgtgtgtgtg tgtgtgtgtg tgtgctgctg cgccagtgca agaccgagat tgagggaaaag 1260
catgtctgct ggggtgtgacc atgtttctc tcaataaagt tcccctgtga cactcaaaaa 1320
aaaaaaaaa aaaaaa 1336

```

<210> SEQ ID NO 11

<211> LENGTH: 2240

<212> TYPE: DNA

<213> ORGANISM: Homo sapiens

<220> FEATURE:

<223> OTHER INFORMATION: LAPTM5 glucocorticoid receptor-responsive gene

<400> SEQUENCE: 11

```

ggagggcagc cagcagcttc cccttctctg ccctgctcca ggcaccaggc tctttcccct 60
tcagtgtctc agaggagggg acggcagcac catggacccc cgcttgtcca ctgtccgcca 120
gacctgctgc tgettcaatg tccgcctgc aaccaccgcc ctggccatct accatgtgat 180
catgagcgtc ttgtgttca tcgagcactc agtagagggt gcccatggca aggogtctctg 240
caagctctcc cagatgggct acctcaggat cgctgacctg atctccagct tctgtctcat 300
caccatgctc ttcacatca gctgagcct actgatcggc gtagtcaaga accgggagaa 360
gtacctgctg cccttctgt cctgcaaat catggactat ctctgtgccc tgctcacctc 420
gctgggctcc tacattgagc tgcccgccta cctcaagttg gcctcccgga gccgtgctag 480
ctcctccaag tccccctga tgacgtgca gctgctggac ttctgctga gcatcctgac 540
cctctgcagc tcctacatgg aagtgccac ctatctcaac ttcaagtcca tgaaccacat 600
gaattacctc cccagccagg aggatagcc tcataaccag ttcacaaaga tgatgatcat 660
ctttccatc gccctcatca ctgtccttat cttcaaggtc tacatgttca agtgctgtgtg 720
gcggtgctac agattgatca agtgcatgaa ctcgggtggg gagaagagaa actccaagat 780
gctccagaag gtggctctgc cgtcctacga ggaagccctg tctttgccc cgaagacccc 840
agaggggggc ccagcaccac ccccatactc agaggtgtga ccctcggcag gccccagccc 900
cagtgtgtgg aggggtggag ctgcctcata atctgtttt ttgctttggt ggcccctgtg 960

```

-continued

```

gcttgggtgg gccctccgc cctccctgg caggacaatc tgcttgtgc tccctcgtg 1020
gctgctcct cctgcagggc ctgtgagctg ctcaacaactg ggtcaacgct ttaggctgag 1080
tcaactcctcg ggtctctcca taattcagcc caacaatgct tggtttattt caatcagctc 1140
tgacacttgt ttagacgatt ggcattcta aagttggtga gtttgcgaag caactatcga 1200
cttgatcagt tcagccaagc aactgacaaa tcaaaaaccc acttgcagc tcaagtaaat 1260
aatttggca aacaacagtc tattgcattg atttataaat agttgcagc tcacatagca 1320
atthaatcaa gtaatcatta attagttacc cctatatat aaatatatgt aatcaatttc 1380
ttcaaatagc ttgcttaacat gataatcaat tagccaacca tgagtcattt agaatagtga 1440
taaatagaat acacagaata gtgatgaaat tcaattttaa aaatcacggt agcctccaaa 1500
ccatttaatt caaatgaacc catcaactgg atgccaactc tggcgaatgt aggacctctg 1560
agtggctgta taattgttaa ttcaaatgaa attcatttaa acagttgaca aactgtcatt 1620
caacaattag ctccagggaaa taacagttat ttcataataa aacagtcctc tcaaacacac 1680
aattgttctg ctgaagagtt gtcatacaaca atccaatgct cacctattca gttgctctgt 1740
ggtcagtggt gctgcataac agtggattcc atgaaaggag tcattttagt gatgagctgc 1800
cagtcattc ccaggccagg ctgtcgtcgg ccatccattc agtcgattca gtcataaggcg 1860
aatctgttct gcccgaggtc tgtggtcaag caaaaattca gccctgaaat caggcacatc 1920
tgttcgttgg actaaaccca caggttagtt cagtcaaagc aggcaccccc cttgtgggca 1980
ctgaccctgc cactggggtc atggcggttg tggcagctgg ggagggttgg cccaacagc 2040
cctcctgtgc ctgcttccct gtgtgtcggg gtccctcagg gagctgaccc agaggtggag 2100
gccacggagg cagggctctc ggggactgtc ggggggtaca gagggagaag gctctgcaag 2160
agctccctgg caataccccc ttgtgtaatt gctttgtgtg cgacaggagga gaagtttcaa 2220
taaagcagca acaagcttct 2240

```

<210> SEQ ID NO 12

<211> LENGTH: 3039

<212> TYPE: DNA

<213> ORGANISM: Homo sapiens

<220> FEATURE:

<223> OTHER INFORMATION: GPM2 glucocorticoid receptor-responsive gene

<400> SEQUENCE: 12

```

aggcgcagag gagggcggtg ttgagaccgg cggagcggcg ggacccctag gtggcggagg 60
gacgctccgg gaaagcgagg ggcgctacga gctctggccc acgtgacctg ccgggggagg 120
gagcaggggg cgcccgggcc tctgctgggt cccctgcctt ggggaggggc cgtgaccacc 180
cgtctgtcgc ccgaggcggc cgccgctgca cttcaccgc gtaccggga cccgcccgcc 240
cgccggagaa atgttctgta agtgcctgtg aaagggccag agatgcaagg atttgggata 300
cattttgaac ctttaagctg tctgacattg acctccttc attattaata aagaagaatc 360
aggagcttag gatgtattaa caccaactca ttaataact aaccggacaa tgttctacaa 420
acaattctac attgtaaagg actggattgg cacaaaataa aataatttta tttattcag 480
cttataatat gactcgtagg aggaaaattt gataagcatg agagaagacc attcttttca 540
tgttcgttac agaatggaag cttctgtcct agagctggcc ttggaagggg aacgtctatg 600
taaatcagga gactgccggc ctggcgtgtc attctttgaa gctgcagttc aagttggaac 660

```

-continued

tgaagaccta	aaaacactta	gcgctattta	cagccagttg	ggcaatgctt	atttctattt	720
gcatgattat	gccaaagcat	tagaatatca	ccatcatgat	ttaacccttg	caaggactat	780
tggagaccag	ctgggggaag	cgaagctag	tggtaatctg	ggaaacacct	taaaagtctt	840
tgggaatfff	gacgaagcca	tagtttgttg	tcagcgacac	ctagatattt	ccagagagct	900
taatgacaag	gtgggagaag	caagagcact	ttacaatctt	gggaatgtgt	atcatgccaa	960
agggaaaagt	tttggttgcc	ctggtcccca	ggatgtagga	gaatttcag	aagaagtgag	1020
agatgctctg	caggcagccg	tggattttta	tgaggaaaac	ctatcattag	tgactgcttt	1080
gggtgaccga	gcggcacaag	gacgtgctt	tggaaatctt	ggaaacacac	attacctcct	1140
tggcaacttc	agggatgcag	ttatagctca	tgagcagcgt	ctccttattg	caaaagaatt	1200
tggagataaa	gcagctgaaa	gaagagcata	tagcaacctt	ggaaatgcat	atatatttct	1260
tggatgaatt	gaaactgcct	cggaatacta	caagaagaca	ctactgttgg	cccagacagct	1320
taaagaccga	gctgtagaag	cacagtcttg	ttacagtctt	ggaaatacat	atactttact	1380
tcaagactat	gaaaaggcca	ttgattatca	tctgaagcac	ttagcaattg	ctcaagagct	1440
gaatgataga	attggtgaag	gaagagcatg	ttggagctta	ggaaatgcat	acacagcact	1500
aggaatcat	gatcaagcaa	tgcatfctgc	tgaaaagcac	ttggaaatf	caagagaggt	1560
tggggataaa	agtggtgaac	taacagcacg	acttaatctc	tcagaccttc	aaatggttct	1620
tggctctgagc	tacagcacia	ataactccat	aatgtctgaa	aatactgaaa	ttgatagcag	1680
tttgaatggt	gtacgcccc	agttgggacg	ccggcatagt	atggaaaata	tggaaacttat	1740
gaagttaaca	ccagaaaagg	tacagaactg	gaacagtgaa	attcttgcta	agcaaaaacc	1800
tcttattgcc	aaacctctg	caaagctact	ctttgtcaac	agactgaagg	ggaaaaaata	1860
caaacgcaat	tcctccacta	aagttctcca	agatgccagt	aattctattg	accaccgaat	1920
tccaaattct	cagaggaaaa	tcagtgcaga	tactattgga	gatgaagggt	tctttgactt	1980
attaagccga	tttcaaagca	ataggatgga	tgatcagaga	tgctgcttac	aagaaaagaa	2040
ctgccataca	gcttcaacia	caactctctc	cactccccct	aaaatgatgc	taaaaacatc	2100
atctgttctt	gtggtatccc	ccaacacgga	tgagtfttta	gatcttcttg	ccagctcaca	2160
gagtcgccgt	ctggatgacc	agagggctag	tttcagtaat	ttgccagggc	ttcgtctaac	2220
acaaaacagc	cagtcggtac	ttagccacct	gatgactaat	gacaacaaag	aggctgatga	2280
agatttcttt	gacatccttg	taaaatgtca	aggatccaga	ttagatgata	aaagatgtgc	2340
tccaccacct	gctaccacia	agggtccgac	agtaccagat	gaagactttt	tcagccttat	2400
tttacggtcc	cagggaaaaga	gaatggatga	acagagagtt	cttttacaaa	gagatcaaaa	2460
cagagacact	gactttgggc	taaaggactt	tttgcaaaat	aatgctttgt	tggagtttaa	2520
aaattcaggg	aaaaaatcgg	cagaccatta	gttactatgg	atttattttt	tttctttca	2580
aacacggtaa	ggaacaatc	tattactttt	ttccttaaaa	ggagaattta	tagcactgta	2640
atacagctta	aaatattttt	agaatgatgt	aaatagttaa	ccttcagtag	tctattaagg	2700
cattaatact	tctctggaca	tgcgcgtttg	agggggagg	ggctctgtaa	ggtgcttcat	2760
cgtctgtgat	tactgcttg	gatgtgttct	ttggcagctt	gtgagattac	tttacctagt	2820
gtttataaag	taggaagtta	agtgaatcat	agattagaat	ttaatactct	tatggaata	2880
atfttttaac	atcttaattg	acaatggcgt	ttttttatac	ataacctagg	atgtagtggg	2940

-continued

```

aaacaatggt gtttggtaaa aataatgtac ttgatcaatg taaaaaagta tataaaatag 3000
tcttactaaa aatctaggtt ttttttctct ccaaaaaaa 3039

```

```

<210> SEQ ID NO 13
<211> LENGTH: 7018
<212> TYPE: DNA
<213> ORGANISM: Homo sapiens
<220> FEATURE:
<223> OTHER INFORMATION: SORT1 glucocorticoid receptor-responsive gene

```

```

<400> SEQUENCE: 13
ggcgggcgcg cggggcgcca ggtgtcggcg tcggcggcat tcggcggcga tggagcggcc 60
ctggggagct gcggacggcc tctcgcgctg gccccatggc ctcggcctcc tcctcctcct 120
gcagctgctg ccgcccgcga cctcagcca ggaccggctg gacgcgcgcg cgcgcgccgc 180
tgcccgctg ccgcgctggt ctggcccat cggggtgagc tggggctgc gggcggcgcg 240
agccgggggc gcgtttcccc gcggcggccg ttggcgtcgc agcgcgcggg gcgaggacga 300
ggagtgcggc cgggtccggg acttcgctgc caagctggcc aacaacacgc accagcatgt 360
gtttgatgat ctgagaggct cagtatcctt gtcctgggtt ggagatagca ctggggcat 420
tctagtcttg actaccttcc atgtaccact ggtaattatg acttttggac agtccaagct 480
atategaagt gaggattatg ggaagaactt taaggatatt acagatctca tcaataacac 540
ctttattcgg actgaatttg gcatggctat tggctctgag aactctggaa aggtggtgtt 600
aacagcagag gtgtctggag gaagtcgtgg aggaagaatc ttcagatcat cagattttgc 660
gaagaatfff gtgcaaacag atctcccttt tcatcctctc actcagatga tgtatagccc 720
tcagaattct gattatcttt tagctctcag cactgaaaat ggctgtggg tgtccaagaa 780
ttttggggga aaatgggaag aaatccacaa agcagtatgt ttggccaaat ggggatcaga 840
caacaccatc ttctttacaa cctatgcaaa tggtcctcgc aaagctgacc ttggggctct 900
ggaattatgg agaacttcag acttgggaaa aagcttcaaa actattggtg tgaaaatcta 960
ctcatttggg cttgggggac gtttcctttt tgcctctgtg atggctgata aggataccac 1020
aagaaggatc cacgtttcaa cagatcaagg ggacacatgg agcatggccc agctcccctc 1080
cgtgggacag gaacagttct attctattct ggcagcaaat gatgacatgg tattcatgca 1140
tgtagatgaa cctggagaca ctgggtttgg cacaatcttt acctcagatg atcgaggcat 1200
tgtctattcc aagtctttgg accgacatct ctacactacc acaggcggag agacggactt 1260
taccaacgtg acctccctcc gcggcgtcta cataacaagc gtgctctccg aagataattc 1320
tatccagacc atgatcactt ttgaccaagg aggaagggtg acgcacctga ggaagcctga 1380
aaacagtgaa tgtgatgcta cagcaaaaaa caagaatgag tgcagccttc atattcatgc 1440
ttcctacagc atctcccaga aactgaatgt tccaatggcc cactctcag agccgaatgc 1500
cgtaggcatt gtcattgtc atggtagcgt ggggatgcc atctcagtga tggttccaga 1560
tgtgtacatc tcagatgatg ggggttactc ctggacaaag atgctggaag gaccccacta 1620
ttacaccatc ctggattctg gaggcatcat tgtggccatt gagcacagca gccgtcctat 1680
caatgtgatt aagttctoca cagacgaagg tcaatgctgg caaacctaca cgttcaccag 1740
ggacccatc tatttcaactg gcctagcttc agaacctgga gctaggtcca tgaatatcag 1800
catttggggc ttcacagaat ctttctgac cagccagtgg gtctcctaca ccattgattt 1860

```

-continued

taaagatatic cttgaaagga actgtgaaga gaaggactat accatatggc tggcacactc 1920
cacagaccct gaagattatg aagatggctg cttttgggc taaaaaac agtttctgcg 1980
gctacgcaag tcacccgtgt gtcagaatgg tcgagactat gttgtgacca agcagccctc 2040
catctgctc tgttccctgg aggactttct ctgtgatttt ggctactacc gtcagaaaaa 2100
tgactccaag tgtgtggaac agccagaact gaagggccac gacctggagt tttgtctgta 2160
cggaagagaa gaacacctaa caacaaatgg gtaccggaaa attccagggg acaaatgcc 2220
gggtgggta aatccagttc gagaagtaaa agacttgaaa aagaaatgca caagcaactt 2280
tttgagtcog gaaaaacaga attccaagtc aaattctgtt ccaattatcc tggccatcgt 2340
gggattgatg ctggctcag tcgtagcagg agtgctcatt gtgaagaaat atgtctgtgg 2400
gggaaggttc ctggctcagc gatactctgt gctgcagcag catgcagagg ccaatgggtg 2460
ggatgggtg gatgctttgg acacagctc ccacactaat aaaagtgggt atcatgatga 2520
ctcagatgag gacctcttgg aatagctctt cagaggagct ggaccagca tggatgggtg 2580
aaccacagta cctcttacac tcctctgtgc tccaacttca ggaaataaat tccattgc 2640
gagggacca gctctgtttc tgctgttcc atcaaagcca aaaggacct cactaaagaa 2700
atgcaggggtg ggggtgggga accctgagca cttttttaca attggctctg agaaaaagg 2760
agacatttta aattctttaa cttcttattt ctgctctgt ctctttgcaa agtatgggt 2820
tttttgttt tgttttttaa gggaaacgaa atggaattcg aaggacctt ttcactaacc 2880
ccacttctgt gtgttctgca tggcgcctgc cccagggcat ctgccaactc cagtatcagc 2940
tctcagatg tacttggtac catccctggg ctctgtctgg gagacgaaac agctgtagag 3000
atgaaaacag gctgcagagg ctggcacagc ctggcggct tttctccatc tggggacagt 3060
cctactccaa gaacactgca caccagctcc tcacacagat cccacttact ctttttttt 3120
ttttcagaga ccacagacca cagtgatttt tcttttccct tgtttaatta ggcaataacc 3180
ttgttaattg ccctttggca actaacttaa ccatgtgctt cccacacagt acatcaggaa 3240
aacttacagg gcaatatttt taacttgggg caggaagaag ggagcagcag agaattgact 3300
agatatagca cctattaaaa gagaactctt gcttctctg agatttttca agctgtgctt 3360
tgtgtgtgtg ccagtagact tacgcaagga cagggtaaaa acttagctgg aagtctgccc 3420
aggctgaatg atctctccc tagagttgat tgtcgggtac acagtgtgaa cccccgaaga 3480
cggaacctca cagtcttoca tgttcccttc ttaactgtcg tgtggctcgt tgetaaatca 3540
tgacaatggc tgcctatctg ctgcttctta ggttctgtt gtacatggaa ccaggactag 3600
agatttttct agatttatag acttaaaaaa ttagaatttt attaccaggc tttccttctc 3660
accccttttt tctgactttg ccaagtaatt tgttgacacg aaaattttgg aggaaccaat 3720
tgaaaacaca cttccagtct agatgatgct ttgtgtgata cattaagtct ttattttgga 3780
ttaaagaag ttttccattt gatcttctc taaattaaat aaattataga atgtagttgg 3840
gtggattttg ggggtggccat atagtaatgg aaagctgcaa taattagttt taatacagct 3900
tgaatatttg ctatatagaa atatagatg gaaagttttt ggtcttaatg tagctactgt 3960
ggggtcaca gtttctccca atgattatga ctgggacatt ctttggtaga taccatttgc 4020
tactagttta ttttgggt agaaagtcag ttttgtgtgt ttttttttt ttttatttga 4080
agtgccaaat taactttagt cagaatgta gcagatggct aagttctctc ctcccagaa 4140

-continued

tggattaaca gctgctgga aagtgggga gagagtggat ggagactttt agagatgta	4200
aaactgcagt agaataaat gagtcaggga gcttcagtta gaaaataaag ttgaggcagt	4260
ttttgtgaag ataataatggt tagggctgga gtgcactagt ctttttgctt attcattttg	4320
catggtttta aaattaaaaa taattccgaa gatacaccag ctccacaaatg aaaacgtcag	4380
cctctgcccc accctccctc ctgcccaga tgaatttggg actcagaaaa gaactgttta	4440
taccactcac ctttctccca gcatgtactc actgtgggca gatgcaccaa tacatggtaa	4500
tctcttact cattttaaga cgtaggaaac tcaatattct tctctaacca tatacgatag	4560
ggctcttcgc ttttaatgat atctgggatt tctgtggaac ttggcaaat ttcagagcac	4620
cttactcac ataatgcat ttgaacctca caatgttctt gggatggagt cagttgttca	4680
gggtccccgt gtgtgtgata agcagtgtg gctggctgtc ttcagaactc ttggaaatct	4740
ttacacatgc gagtgctaac cactttgagc aaggctgcct tctttagat gacttctgt	4800
tctttatgac agggatcagt ggcatttgtt tcttagcagt atttagcacc tttttgccac	4860
cttgggaac agaaaattgt atttctctgt ctttcatggc tgaaaacaaa agtaatggga	4920
attttaaata cgtttgcaga aactgcccct cccctcattg agggctcactg ctcaagagtg	4980
caggagtgga ctctccactg atgggtctcc ctccccatcc tggtttccac cccgggctgg	5040
ctagctctgt tggtttgaag actgacagcc agcctggctc attctcatta ttggctagt	5100
agctttcttt atcaacctgc tcaactcaca atgtgtgccc tcagccagag agtaagaaa	5160
cccaaatctg ttacagcttc taaaaaata gatttctaatt ttgtcact catgttagga	5220
gcattatctt tgaaggtaaa acatagtgtt tcaattgtgt aactcccagg cttgatgtag	5280
cagaagagat catttctgga ggcttcagca atggaattta gcattataag agagattgga	5340
caaaccagtc caaagtggtc cgagttctta aatccaggtt gggaaactcac tcttcttct	5400
tctctggacc taattgggca ttgggcttta gtgagaccac agaccaggcc cgtctctct	5460
gtaggctttt aattcaatgg caactctatt tcaagaata aaagccttg gagagtgcg	5520
gcagttctgg gggcgggctc aggagagtcc atagatcagc cgtaactgga acgtagaatc	5580
tacgtctgcc tctgaatgga cttcccacct cctctctctt gctctgatgc ttgctctgg	5640
gcctctcoat gcccaagggt gtcttctatc cttgacaggc tggtaatgtg ctggccacct	5700
ccagctctg catcgagtct gtaaacaga gctggtctc atggcctctg tcacgatacc	5760
aggatacggg ggggagccca gggccatcca taccacccc agggtaacgg ggctggctg	5820
gcattagtca ttatttagtt tccaggccaa ccatccagat agagattccc tctttcctt	5880
gagcagtgtc ctcaagagct ccgtgcctgt ccacaatgac cttagagtga tctgtctcat	5940
tgtagtgta gccctctgcc cctatatcca tccaggatac ttggaagtgc taaaatagga	6000
aggattcgg ctttcaactt tgctaccatc ttccctgaag caggaaaatg aacatggact	6060
taaatgttct ttgaaaaaac caaagtttta agatttctgt tgtgatgaag tgacaggag	6120
ggccggagtc agcaggtgcc agactttctg ttctgtctgc catgggttg tccagctcag	6180
gtagctctag gaccaccatc ctgcccctagc agagcccagg ccttgccctc atgaagcatc	6240
attgaaatag caggagcatg ttgatttctt ggttaggttg cattataata acaagagtca	6300
gaacattaat tcgaaacaac ttgcagtatg catttcttca caccagtaca ttcttaagtg	6360
tacttgttta taaggaataa cataaactaa tctgtacctt tataatatg tgtgtgtaca	6420

-continued

```

tatatacata tataaactgt atagtgtaga tggtaatgat ttattgctat gcccagatc 6480
cttaatgtag ttctcactct ccgcatgcc tcagccacaa gcgggtgact gactgttccc 6540
tgatgatttg gcccacctcc tgtgtttgga cctctagggg ggagggtttt ggtcatactc 6600
tccttatcct cgtgcacaga aatgctcagg gtccccatgt gcctgttgtt cagccctctc 6660
tcttgttccc tttctgagca tgtggctcct ccccaggctg tgggacagct gccttcccac 6720
gaaagtgtaa agcagtatta agatcattac tgcattgtgc ctaaaaaacc aagttttcta 6780
ttcccttagg acagaaaatt gcatgtgagg tgggataatc gagtttcagt gaccacgctc 6840
agttacacat taaagccaga ccccatgata aaattccaca aaatggaat aaaactcaaa 6900
tttcttttagc attgtgtaaa taaatctgaa tgtgtttaac tttgtactgg taattttctg 6960
tatatttgga atatttggtg taaaaataaa acagactgga ctttgttacc tgacctac 7018

```

```

<210> SEQ ID NO 14
<211> LENGTH: 1749
<212> TYPE: DNA
<213> ORGANISM: Homo sapiens
<220> FEATURE:
<223> OTHER INFORMATION: DPT glucocorticoid receptor-responsive gene
<400> SEQUENCE: 14

```

```

gtgacattgt ttgcaaaaat cccaggcagc atggacctca gtcttctctg ggtacttctg 60
cccctagtc ccatggcctg gggccagtat ggcgattatg gataccata ccagcagtat 120
catgactaca gcatgatggt gtgggtgaaat ttgaaccggc aaggcttcag ctaccagtg 180
ccccaggggc aggtgatagt ggcctgagg agcatcttca gcaagaagga aggttctgac 240
agacaatgga actacgcctg catgcccacg ccacagagcc tcggggaacc cacggagtgc 300
tgggtggagg agatcaacag gcttggcatg gaatggtacc agacgtgctc caacaatggg 360
ctggtggcag gattccagag ccgctacttc gagtcagtgc tggatcgagg gtggcagttt 420
tactgttctc gctacagcaa gaggtgccc tattcctgct ggctaacaac agaatatcca 480
ggtcactatg gtgaggaaat ggacatgatt tcctacaatt atgattacta tatccaggga 540
gcaacaacca ctttctctgc agtggaaagg gatcgccagt ggaagttcat aatgtgccgg 600
atgactgaat acgactgtga atttgcaaat gtttagattt gccacatacc aaatctgggt 660
gaaaggaaag gggccgggga caggaggggtg tccacatag ttaacatcag ttggatctcc 720
tatagaagtt tctgctgctc tctttccttc tccctgagct ggtaactgca atgccaactt 780
cctgggcctt tctgactagt atcacacttc taataaaatc cacaattaaa ccatgtttct 840
cacttttcc atgtttcata gcaactgctt tatatgactg atgatggctt ccttgccacac 900
cacatataca gtgcgcagtc ttacagccgg gcttctggag caccagctgc agcctggcta 960
ctgcttttta ctgcagaatg aactgcaagt tcagcatagt ggaggggaga ggcagaactg 1020
gaggagaggt gcagtgaagg ttctctacag ctaagcctgt ttgaatgata cgtaggttcc 1080
ccacaaaag caggctttct gccctgaggg acatcttccc actcccctgc tccacatgag 1140
ccatgcatgc tttagcaatcc aagtgcagag ctctttgctc caggagtggag gagactggga 1200
ggtgaaatgg ggaatggaa gggtttgagg gcagagctga aaacagggtt ggaaggattt 1260
cctgaattag aagacaaacg tttagcatacc cagtaaggaa aatgagtgca ggggccaggg 1320
gaaccctgga ggatcactct caaatgagat taaaaacaag gaagcagaga atggtcagag 1380

```

-continued

aatgggattc agattgggaa cttgtgggga tgagagtgac caggttgaac tgggaagtgg	1440
aaaaaggagt ttgagtcact ggcacctaga agcctgceca cgattcctag gaaggctggc	1500
agacaccctg gaaccctggg gagctactgg caaactctcc tggattgggc ctgatttttt	1560
tggtgggaaa ggtgcccctg gggatcaact ttccttctgt gtgtggctca ggagttcttc	1620
tgacagatg gcgctatctt tctcctcct gtgatgtcct gctcccaacc atttgactc	1680
ttcattacaa aagaataaaa aatattaacg ttcactatgc tgaaaataaa aaaaaaaaa	1740
aaaaaaaa	1749

<210> SEQ ID NO 15

<211> LENGTH: 2478

<212> TYPE: DNA

<213> ORGANISM: Homo sapiens

<220> FEATURE:

<223> OTHER INFORMATION: NR1P1 glucocorticoid receptor-responsive gene

<400> SEQUENCE: 15

gcagttgggt aaactcctct gtctcccgt catcttttca ttgctcgttc cctccttcc	60
cgcagacacc cggacctccc ctgggcgcca gctccgccc tccaacgggt ccagaaacaa	120
gccgattttt ttttttttct tctcggaaat tggttttgggt gtgtgttggc ctacctcct	180
cctccccctc ccaccacag ccccccccgc gccttttttt tttttttttt tttttttgag	240
acatggcccg ggcagtggtt cctggaagag gaacaagtgt gggaaaaggg agaggaagcc	300
ggagctaaat gacaggatgc agcgcacttg agacacaaaa agagaagcgt tcctctcggg	360
tccaggcatt gcctcgtctg tttcttttct ccaagacggg ctgaggattg tacagctcta	420
ggcggagtgt gggctctctg gatcgcttag attctcctct ttgctgcatt tccccccacg	480
tctcgttctt cccgcgtctg cctgcggacc cggagaaggg agaatggaga gggggtgccc	540
gtctctctgc gccgtgctcg cctcgtcct cgcctcggcc ggcgcttttc gcaacgataa	600
atgtggcgat actataaaaa ttgaaagccc cgggtacctt acatctcctg gttatcctca	660
ttcttatcac ccaagtgaat aatgcgaatg gctgattcag gctccggacc cataccagag	720
aattatgatc aacttcaacc ctcaacttga tttggaggac agagactgca agtatgacta	780
cgtggaagtc ttcgatggag aaaatgaaaa tggacatttt aggggaaagt tctgtggaaa	840
gatagcccct cctcctgttg tgtcttcagg gccatttctt tttatcaaat ttgtctctga	900
ctacgaaaca catgggtcag gattttccat acggtatgaa attttcaaga gaggtcctga	960
atgttcccag aactacacaa cacctagtgg agtgataaag tcccccgat tccctgaaaa	1020
atatcccaac agccttgaat gcacttatat tgtcttttgc ccaaatgatg cagagattat	1080
cctggaattt gaaagctttg acctggagcc tgactcaaat cctccagggg ggatgttctg	1140
tcgctacgac cggctagaaa tctgggatgg attcctgat gttggcctc acattgggcg	1200
ttactgtgga cagaaaacac caggtcgaat ccgatcctca tcgggcattc tctccatggt	1260
tttttacacc gacagcgcga tagcaaaaaga aggtttctca gcaaaactaca gtgtcttgca	1320
gagcagtgtc tcagaagatt tcaaatgat ggaagctctg ggcatggaat caggagaaat	1380
tcattctgac cagatcacag cttcttccca gtatagcacc aactggctcg cagagcgtc	1440
ccgctgaac taccctgaga atgggtggac tccccggagag gattcctacc gagagtggat	1500
acaggtagac ttgggccttc tgcctttgt cacggctgtc gggacacagg gcgccatttc	1560

-continued

```

aaaagaaacc aagaagaaat attatgtcaa gacttacaag atcgacgtta gctccaacgg 1620
ggaagactgg atcaccataa aagaaggaaa caaacctgtt ctctttcagg gaaacaccaa 1680
ccccacagat gttgtggttg cagtattccc caaaccactg ataactcgat ttgtccgaat 1740
caagcctgca acttgggaaa ctggcatatc tatgagattt gaagtatacg gttgcaagat 1800
aacagattat ccttgctctg gaatgttggg tatggtgtct ggacttattt ctgactocca 1860
gatcacatca tccaaccaag gggacagaaa ctggatgcct gaaaacatcc gcctggtaac 1920
cagtcgctct ggctggggcac tccacccgc acctcattcc tacatcaatg agtggctcca 1980
aatagacctg ggggaggaga agatcgtgag gggcatcadc attcagggtg ggaagcaccg 2040
agagaacaag gtgttcatga ggaagttaa gatcgggtac agcaacaacg gctcggactg 2100
gaagatgac atggatgaca gcaaacgcaa ggcgaagtct tttgaggga acaacaacta 2160
tgatacacct gagctgcgga cttttccagc tctctccacg cgattcatca ggatctacc 2220
cgagagagcc actcatggcg gactggggct cagaatggag ctgctgggct gtgaagtgga 2280
agcccctaca gctggaccga ccactcccaa cgggaacttg gtggatgaat gtgatgacga 2340
ccaggccaac tgccacagtg gaacaggtga tgacttcag ctcacaggtg gcaccactgt 2400
gctggccaca gaaaagccca cggtcataga cagcaccata caatcaggta tcaaataaaa 2460
tacgaaatgt gacagatt 2478

```

<210> SEQ ID NO 16

<211> LENGTH: 3372

<212> TYPE: DNA

<213> ORGANISM: Homo sapiens

<220> FEATURE:

<223> OTHER INFORMATION: ACSL5 glucocorticoid receptor-responsive gene

<400> SEQUENCE: 16

```

taaaaccagg aagtgaagtc cccgagcacg ttagaaagcc tgacatggcc tgactcggga 60
cagctcagag cagggcagaa ctggggacac tctgggccgg ccttctgcct gcatggacgc 120
tctgaagcca ccctgtctct ggaggaacca cgagcgaggg aagaaggaca gggactcgtg 180
tggcaggaag aactcagagc cgggaagccc ccattcacta gaagcactga gagatgcggc 240
cccctcgcag ggtctgaatt tctgtctgct gttcacaaag atgcttttta tctttaactt 300
tttgttttcc ccacttccga ccccggcgtt gatctgcadc ctgacatttg gagctgccat 360
cttcttgtgg ctgatcacca gaacctcaacc cgtcttacct cttcttgacc tgaacaatca 420
gtctgtggga attgagggag gagcacggaa gggggtttcc cagaagaaca atgacctaac 480
aagttgctgc ttctcagatg ccaagactat gtatgaggtt ttccaaagag gactcgtctg 540
gtctgacaat gggccctgct tgggatatag aaaaccaaac cagccctaca gatggctatc 600
ttacaaacag gtgtctgata gagcagagta cctgggttcc tgtctcttgc ataaaggtta 660
taaatcatca ccagaccagt ttgtcggcat ctttgcctcag aataggccag agtggatcat 720
ctccgaattg gcttgttaca cgtactctat ggtagctgta cctctgtatg acaccttggg 780
accagaagcc atcgtacata ttgtcaacaa ggctgatadc gccatggtga tctgtgacac 840
accccaaaag gcattgtgtc tgatagggaa tgtagagaaa ggcttcaccc cgagcctgaa 900
ggtgatcadc cttatggacc cctttgatga tgacctgaag caaagagggg agaagagtgg 960
aattgagatc ttatccctat atgatgctga gaacctagcg aaagagcact tcagaaaacc 1020

```

-continued

tgtgcctcct agcccagaag acctgagcgt catctgcttc accagtggga ccacaggtga	1080
ccccaaagga gccatgataa cccatcaaaa tattgtttca aatgetgctg cctttctcaa	1140
atgtgtggag catgcttatg agcccactcc tgatgatgtg gccatatect acctccctct	1200
ggctcatatg tttgagagga ttgtacaggc tgttgtgtac agctgtggag ccagagttgg	1260
attcttccaa ggggatattc ggttgcctggc tgacgacatg aagactttga agcccacatt	1320
gtttcccgcg gtgcctcgac tccttaacag gatctacgat aaggtacaaa atgaggccaa	1380
gacacccttg aagaagtctt tgttgaagct ggctgtttcc agtaaatca aagagcttca	1440
aaagggatc atcaggcatg atagtctctg ggacaagctc atctttgcaa agatccagga	1500
cagcctgggc ggaagggctc gtgtaattgt cactggagct gcccocatgt ccacttcagt	1560
catgacattc ttcggggcag caatgggatg tcaggtgtat gaagcttatg gtcaaacaga	1620
atgcacaggt ggctgtacat ttacattacc tggggactgg acatcaggtc acgttgggg	1680
gccccctggc tgcaattacg tgaagctgga agatgtggct gacatgaact actttacagt	1740
gaataatgaa ggagaggtct gcatacaggg tacaacagtg ttcaaggat acctgaagga	1800
ccctgagaag acacaggaag ccttgacag tgatggctgg cttcacacag gagacattgg	1860
tcgctggctc ccgaatggaa ctctgaagat catcgaccgt aaaaagaaca ttttcaagct	1920
ggcccaagga gaatacattg caccagagaa gatagaaaat atctacaaca ggagtcaacc	1980
agtgttacaa atttttgtac acggggagag cttacggctc tccttagtag gagtgggtgt	2040
tcctgacaca gatgtacttc cctcatttgc agccaagctt ggggtgaagg gctcctttga	2100
ggaactgtgc caaaaccaag ttgtaaggga agccatttta gaagacttgc agaaaattgg	2160
gaaagaaagt ggccttaaaa cttttgaaca ggtcaaagcc atttttcttc atccagagcc	2220
attttccatt gaaaatgggc tcttgacacc aacattgaaa gcaaagcgag gagagctttc	2280
caaatacttt cggacccaaa ttgacagcct gtatgagcac atccaggatt aggataaggt	2340
acttaagtac ctgccggccc actgtgcaact gcttgtgaga aaatggatta aaaactattc	2400
ttacatttgt tttgccttcc ctccattttt tttttaacct gttaaactct aaagccatag	2460
cttttgtttt atattgagac atataatgtg taaacttagt tcccaataa atcaatctg	2520
tctttcccat cttcgatgtt gctaatatta aggcttcagg gctactttta tcaacatgcc	2580
tgtcttcaag atcccagttt atgttctgtg tccttctca tgatttccaa ccttaatact	2640
attagtaacc acaagttcaa ggggtcaaagg gaccctctgt gccttcttct ttgttttgtg	2700
ataaacataa cttgccaaca gtctctatgc ttatttacat cttctactgt tcaaaactaag	2760
agatttttaa attctgaaaa actgcttaca attcatgttt tctagccact ccacaaacca	2820
ctaaaatttt agtttttagcc tatcactcat gtcaatcata tctatgagac aaatgtctcc	2880
gatgctcttc tgcgtaaatt aaattgtgta ctgaaggga aagtttgatc ataccaaca	2940
tttctaacc tctctagtta gatatctgac ttgggagat taaaaattgg gtctatgaca	3000
tattgtccaa aaggaatgct gttcttaag cattatttac agtaggaact ggggagtaaa	3060
tctgttcctt acagtttctg gctgagctgg aagctgtggg ggaaggagtt gacaggtggg	3120
cccagtgaa ttttccagta aatgaagcaa gcaactgaata aaaacctcct gaactgggaa	3180
caaagatcta caggcaagca agatgcccac acaacaggct tattttctgt gaaggaaacca	3240
actgatctcc cccacccttg gattagagtt cctgctctac cttaccaca gataacacat	3300

-continued

```

gttgtttcta cttgtaaatg taaagtcttt aaaataaact attacagata cttaaaaaaa 3360
aaaaaaaaaa aa 3372

<210> SEQ ID NO 17
<211> LENGTH: 5243
<212> TYPE: DNA
<213> ORGANISM: Homo sapiens
<220> FEATURE:
<223> OTHER INFORMATION: BICR3 glucocorticoid receptor-responsive gene

<400> SEQUENCE: 17
agcgtgagac tcgcgccctc cggcacggaa aaggccaggc gacaggtgtc gcttgaaaag 60
actgggcttg tccttctgtg tgcatgctgc gtcggcctct gggcagcagg tttacaaagg 120
aggaaaacga cttctcttag attttttttt cagtttcttc tataaatcaa aacatctcaa 180
aatggagacc taaaatcctt aaagggactt agtctaactc cgggaggtag tttgtgcat 240
gggtaacaaa attaagtatt aactggtggt ttactatcca aagaatgcta attttataaa 300
catgatcgag ttatataagg tataccataa tgagtttgat tttgaattg atttgtggaa 360
ataaaggaaa agtgattcta gctggggcat attgttaaag catttttttc agagttggcc 420
aggcagtcct ctactggcac attctcccat tatgtagaat agaaatagta cctgtgtttg 480
ggaaagattt taaaatgagt gacagttatt tggaaacaaag agctaataat caatccactg 540
caaattaaag aaacatgcag atgaaagttt tgacacatta aaatacttct acagtgacaa 600
agaaaaatca agaacaaagc tttttgatat gtgcaacaaa tttagaggaa gtaaaaagat 660
aaatgtgatg attggccaag aaattatcca gttatttaca aggccactga tattttaaac 720
gtccaaaagt ttgtttaaat gggctgttac cgctgagaat gatgaggatg agaatgatgg 780
ttgaaggtta cattttagga aatgaagaaa cttagaaaat taatataaag acagtgatga 840
atacaagaaa gatttttata acaatgtgta aaatttttgg ccagggaagaa gaatattgaa 900
gttagataca attacttacc tttgaggaa ataattgttg gtaatgagat gtgatgtttc 960
tcctgccacc tggaaacaaa gcattgaagt ctgcagttga aaagcccaac gtctgtgaga 1020
tccaggaaac catgcttgca aaccactggt aaaaaaaaaa aaaaaaaagcca 1080
cagtgacttg cttattggtc attgctagta ttatcgactc agaacctctt tactaatggc 1140
tagtaaatca taattgagaa attctgaatt ttgacaaggt ctctgctggt gaaatggtaa 1200
atattattatt ttttttgta tgataaatc tgggtcaagg tatgctatcc atgaaataat 1260
ttctgaccaa aactaaattg atgcaatttg attatccatc ttagcctaca gatggcatct 1320
ggtaactttt gactgtttta aaaaataaat ccactatcag agtagatttg atgttgctt 1380
cagaaacatt tagaaaaaca aaagttcaaa aatgttttca ggaggtgata agttgaataa 1440
ctctacaatg ttagttcttt gagggggaca aaaaatttaa aatctttgaa aggtcttatt 1500
ttacagccat atctaatta tcttaagaaa atttttaaca aagggaatga aatataatc 1560
atgattctgt tttccaaaa gtaacctgaa tatagcaatg aagttcagtt ttgttattgg 1620
tagtttgggc agagtctctt tttgcagcac ctggtgtcta ccataattac agaggacatt 1680
tccatgttct agccaagtat actattagaa taaaaaaact taacattgag ttgcttcaac 1740
agcatgaaac tgagtccaaa agaccaaatg aacaaacaca ttaatctctg attatttatt 1800
ttaaatagaa tatttaattg tgtaagatct aatagatca ttatacttaa gcaatcatat 1860

```

-continued

tcttgatgat ctatgggaaa taactattat ttaattaata ttgaaaccag gttttaagat 1920
gtgttagcca gtctgttac tagtaaatct ctttatttgg agagaaattt tagattgttt 1980
tgttctcctt attagaagga ttgtagaaag aaaaaaatga ctaattggag aaaaattggg 2040
gatatatcat atttactga attcaaaatg tcttcagttg taaatcttac cattatttta 2100
cgtacctcta agaaataaaa gtgcttctaa ttaaaatag atgtcattaa ttatgaaata 2160
cttcttgata acagaagttt taaaatagcc atcttagaat cagtgaataa tggtaatgta 2220
ttattttcct cctttgagtt aggtcttctg ctttttttcc ctggccacta aatttcacaa 2280
tttcaaaaa gcaaaataaa catattctga atatttttgc tgtgaaacac ttgacagcag 2340
agctttccac catgaaaaga agcttcatga gtcacacatt acatctttgg gttgattgaa 2400
tgccactgaa acattctagt agcctggaga agttgaccta cctgtggaga tgctgccat 2460
taaatggcat cctgatggct taatacacat cactcttctg tgaagggttt taattttcaa 2520
cacagcttac tctgtagcat catgtttaca ttgtatgtat aaagattata caaagggtgca 2580
attgtgtatt tcttccttaa aatgtatcag tataggattt agaatctcca tgttgaaact 2640
ctaaatgcat agaaataaaa ataataaaa attttctatt ttggcttttc agcctagtat 2700
taaaactgat aaaagcaaag ccatgcacaa aactacctcc ctagagaaag gctagtccct 2760
tttcttcccc attcatttca ttatgaacat agtagaaaac agcatattct tatcaaat 2820
gatgaaaagc gccaacacgt ttgaactgaa atacgacttg tcatgtgaaac tgtaccgaat 2880
gtctacgtat tccacttttc ctgctggggt tctgttctca gaaaggagtc ttgctcgtgc 2940
tggtttctat tacactgggt tgaatgacaa ggtcaaatgc ttctgttctg gcctgatgct 3000
ggataactgg aaaagaggag acagtcctac tgaaaagcat aaaaagtgt atcctagctg 3060
cagattcgtt cagagtctaa attccgttaa caacttgaa gctacctctc agcctacttt 3120
tccttcttca gtaacaaatt ccacacactc attacttccg ggtacagaaa acagtgata 3180
tttccgtggc tcttattcaa actctccatc aaatcctgta aactccagag caaatcaaga 3240
ttttctgccc ttgatgagaa gttcctacca ctgtgcaatg aataacgaaa atgccagatt 3300
acttactttt cagacatggc cattgacttt tctgtcgcca acagatctgg caaaagcagg 3360
cttttactac ataggacctg gagacagagt ggcttgcttt gcctgtgggt gaaaattgag 3420
caattgggaa ccgaaggata atgctatgtc agaacacctg agacatttcc ccaaatgccc 3480
atztatagaa aatcagcttc aagacacttc aagatacaca gtttctaate tgagcatgca 3540
gacacatgca gcccgcctta aaacattctt taactggccc tctagtgttc tagttaatcc 3600
tgagcagctt gcaagtgcgg gtttttatta tgtgggtaac agtgatgatg tcaaatgctt 3660
ttgctgtgat ggtggactca ggtgttggga atctggagat gatccatggg ttcaacatgc 3720
caagtgggtt ccaagggtg agtacttgat aagaattaa ggacaggagt tcatccgtca 3780
agttcaagcc agttaccctc atctacttga acagctgcta tccacatcag acagcccagg 3840
agatgaaaat gcagagtcac caattatcca ttttgaacct ggagaagacc attcagaaga 3900
tgcaatcatg atgaatactc ctgtgattaa tgctgccgtg gaaatgggct ttagtagaag 3960
cctggtaaaa cagacagttc agagaaaaat cctagcaact ggagagaatt atagactagt 4020
caatgatctt gtgttagact tactcaatgc agaagatgaa ataagggag aggagagaga 4080
aagagcaact gaggaaaaag aatcaaatga tttattatta atccggaaga atagaatggc 4140

-continued

```

actttttcaa catttgactt gtgtaattcc aatcctggat agtctactaa ctgccggaat 4200
tattaatgaa caagaacatg atgttattaa acagaagaca cagacgtctt tacaagcaag 4260
agaactgatt gatacgattt tagtaaaagg aatattgca gccactgtat tcagaaactc 4320
tctgcaagaa gctgaagctg tgttatatga gcatttattt gtgcaacagg acataaaata 4380
tattcccaca gaagatgttt cagatctacc agtgaagaa caattgcgga gactacaaga 4440
agaaagaaca tgtaaagtgt gtatggacaa agaagtgtcc atagtgttta ttccttgtagg 4500
tcatctagta gtatgcaaag attgtgctcc ttccttaaga aagtgtccta tttgtaggag 4560
tacaatcaag ggtacagttc gtacatttct ttcattgaaga agaaccacaaa catcgtctaa 4620
actttagaat taatttatta aatgtattat aactttaact tttatcctaa tttggtttcc 4680
ttaaattttt tatttattta caactcaaaa aacattgttt tgtgtaacat atttatatat 4740
gtatctaaac catatgaaca tatatttttt agaaactaag agaatgatag gcttttgttc 4800
ttatgaacga aaaagaggta gcaactacaaa cacaatattc aatcaaaatt tcagcattat 4860
tgaaattgta agtgaagtaa aacttaagat atttgagtta accttaaga attttaaata 4920
ttttggcatt gtactaatac cggaacatg aagccaggtg tgggtgtagt tgcctgtagt 4980
cccaggctga ggcaagagaa ttacttgagc ccaggagttt gaatccatcc tgggcagcat 5040
actgagaccc tgcctttaa aacaaacaga acaaaaacaa aacaccaggg acacatttct 5100
ctgtcttttt tgatcagtg cctatacatc gaaggtgtgc atatatgttg aatgacattt 5160
tagggacatg gtgtttttat aaagaattct gtgagaaaaa atttaataaa gcaacaaaaa 5220
ttactcttaa aaaaaaaaaa aaa 5243

```

<210> SEQ ID NO 18

<211> LENGTH: 1579

<212> TYPE: DNA

<213> ORGANISM: Homo sapiens

<220> FEATURE:

<223> OTHER INFORMATION: NNMT glucocorticoid receptor-responsive gene

<400> SEQUENCE: 18

```

gaggagggtgc ttgccagaca ctgggtcatg gcagtggtcg gtgaagctgc agttgcctag 60
ggcagggatg gagagagagt ctgggcatga ggagagggtc tcgggatgtt tggctggact 120
agattttaca gaaagcctta tccaggcttt taaaattact ctttcagac ttcactctgag 180
actccttctt cagccaacat tccttagccc tgaatacatt tcctatcctc atctttccct 240
tctttttttt cctttctttt acatgtttaa atttaaacca ttcttcgtga ccccttttct 300
tgggagattc atggcaagaa cgagaagaat gatggtgctt gttaggggat gtctctgtctc 360
tctgaacttt ggggtcctat gcattaaata attttctga cgagctcaag tgcctcctct 420
ggtctacaat ccctggcggc tggccttcat cccttgggca agcattgcat acagctcatg 480
gccctccctc taccataccc tccacccccc ttcgcctaag ctcccctctc cggaatttc 540
atcatttctc agaacagcca gaacatttgt ggtctatttc tctgttagtg tttaaaccaac 600
catctgttct aaaagaaggg ctgaactgat ggaaggaatg ctgttagcct gagactcagg 660
aagacaactt ctgcagggtc actccctggc tctcggagga aagagaagga gggcagtgct 720
ccagtggtac agaagtgaga cataatgga tcaggcttca cctccaagga cacctatcta 780
agccatttta accctcggga ttacctagaa aaatattaca agtttggttc taggcactct 840

```

-continued

```

gcagaaagcc agattcttaa gcacctctg aaaaatcttt tcaagatatt ctgcctagac 900
ggtgtgaagg gagacctgct gattgacatc ggctctggcc ccaatatcta tcagctcctc 960
tctgcttggt aatcctttaa ggagatcgtc gtcactgact actcagacca gaacctgcag 1020
gagctggaga agtggctgaa gaaagagcca gaggcctttg actggctccc agtggtgacc 1080
tatgtgtgtg atcttgaagg gaacagagtc aagggtccag agaaggagga gaagttgaga 1140
caggcggtea agcagggtct gaagtgtgat gtgactcaga gccagccact gggggccgtc 1200
cccttaccoc eggetgactg cgtgctcagc acaactgtgc tggatgccgc ctgcccagac 1260
ctccccacct actgcagggc gctcaggaac ctccggcagcc tactgaagcc agggggcttc 1320
ctggtgatca tggatgcgct caagagcagc tactacatga ttggtgagca gaagttctcc 1380
agcctcccc tgggccggga ggcagtagag gctgctgtga aagaggtgg ctacacaatc 1440
gaatggttg aggtgatctc gcaaagtat tcttccacca tggccaacaa cgaaggactt 1500
ttctccctgg tggcgaggaa gctgagcaga cccctgtgat gcctgtgacc tcaattaaag 1560
caattccttt gacctgtca 1579

```

```

<210> SEQ ID NO 19
<211> LENGTH: 980
<212> TYPE: DNA
<213> ORGANISM: Homo sapiens
<220> FEATURE:
<223> OTHER INFORMATION: IGFBP6 glucocorticoid receptor-responsive gene
<400> SEQUENCE: 19

```

```

gcgggcggcg gcagcagctg cgtgctgact gctctggaag gagaggacgg ggcacaaaacc 60
ctgaccatga cccccacag gctgctgcca ccgctgctgc tgcctgtagc tctgctgctc 120
gctgccagcc caggaggcgc cttggcgcgg tgcccaggct gcgggcaagg ggtgcaggcg 180
ggtttgtccag ggggctcgtg ggaggaggag gatggggggg cgcagccga gggctgcgcg 240
gaagctgagg gctgtctcag gagggagggg caggagtgcg gggctctacac ccctaactgc 300
gccccaggac tgcagtgcc a tccgcccaag gacgacgagg cgctttgcg ggcgctgctg 360
ctcggccgag gccgctgctc tccggcccgc gcgctgctg ttgcagagga gaatcctaag 420
gagagtaaac cccaagcagg cactgcccgc ccacaggatg tgaaccgcag agaccaacag 480
aggaatccag gcacctctac cagccctcc cagcccaatt ctgcgggtgt ccaagacact 540
gagatgggcc catgccgtag acatctggac tcagtgtgc agcaactcca gactgaggtc 600
taccgagggg ctcaaacact ctacgtgcc aattgtgacc atcgaggctt ctaccggaag 660
cggcagtgcc gctcctccca ggggcagcgc cgaggtccct gctgggtgtg ggatcggatg 720
ggcaagtccc tgccagggtc tccagatggc aatggaagct cctcctgcc cactgggagt 780
agcggctaaa gctgggggat agaggggctg cagggccact ggaaggaaca tggagctgtc 840
atcactcaac aaaaaaccga ggcctcaat ccacctcag gcccccccc atgggccctc 900
caccgctggt tggaaagagt gttggtgtg gctggggtgt caataaagct gtgcttgggg 960
tcgctgaaaa aaaaaaaaaa 980

```

```

<210> SEQ ID NO 20
<211> LENGTH: 7346
<212> TYPE: DNA
<213> ORGANISM: Homo sapiens

```

-continued

<220> FEATURE:

<223> OTHER INFORMATION: PLXNC1 glucocorticoid receptor-responsive gene

<400> SEQUENCE: 20

```

gcgaggagga aacggtgccc gagcgcgcag ggcttgetgc cgccaccgcc gctgcacagg      60
ctgcgggagc gagcctgccc cgcgcgccc tccccgtctt ccttctggg cgagctgccc      120
ggatggggcg gccgcgggag cccgagcgcg cgcaggaacc gccgccccc cgcgcccggt      180
ctccgttgcc gcgcgctga gccgccgtcg ccgcgcgccc ccctgcccg gggcgcccc      240
cccagcccca tggaggtctc cgggaggaag gcgcgcgccc gcccccgcg cccgcagcg      300
ccactgcccc tgctgccta tctgctggca ctggcggttc ccggccgggg cgcggacgag      360
cccgtgtggc ggtcggagca agccatcgga gccatcgccc cgagccagga ggacggcggt      420
tttgtggcga gcggcagctg cctggaccag ctggactaca gcctggagca cagcctctcg      480
cgctgtacc gggaccaagc gggcaactgc acagagccgg tctcgtggc gcccccgcg      540
cggccccggc ccgggagcag cttcagcaag ctgctgetgc cctaccgca gggggcgccc      600
ggcctcgggg ggetgctget caccggctgg accttcgacc ggggcgctg cgaggtgccc      660
cccctgggca acctgagccc caactcctg cgcaacggca ccgaggtggt gtcgtgccac      720
ccgcagggct cgacggcccg cgtggtgtac cgcgcgggcc ggaacaaccg ctggtacctg      780
gcggtggccc ccacctacgt gctgctgag ccggagacgg cgagccgctg caaccccgcg      840
gcatccgacc acgacacggc catcgcttc aaggacacgg aggggcgccc cctggccacg      900
caggagctgg ggcgcctcaa gctgtgagag ggcgcgggca gcctgcactt cgtggacgcc      960
tttctctgga acggcagcat ctacttccc tactaccctt acaactacac gagcggcgct     1020
gccaccggct ggcccagcat ggcgcgcatc gcgcagagca ccgaggtgct gttccagggc     1080
caggcatccc tgcactgccc ccacggccc cccgacggcc gccgcctgct cctctctccc     1140
agcctagtgg aggccctgga cgtctgggcg ggagtgttca gcgcggccc tggagagggc     1200
caggagcggc gctccccac caccacggcg ctctgctctt tcagaatgag tgagatccag     1260
gcgcgcgcca agagggctcag ctgggacttc aagacggccc agagccactg caaagaaggg     1320
gatcaacctg aaagagtcca accaatcgca tcatctacct tgatccattc cgacctgaca     1380
tccgtttatg gcaccgtggt aatgaacagg actgttttat tcttggggac tggagatggc     1440
cagttactta aggttattct tggtgagaat ttgacttcaa attgtccaga ggttatctat     1500
gaaattaaag aagagacacc tgttttttac aaactgctt ctagatcctg gaagaatata     1560
tacatttata taacagctgg gaaagagggt aggagaattc gtgttgcaaa ctgcaataaa     1620
cataaatcct gttcggagtg tttaacagcc acagaccctc actgcggttg gtgccattcg     1680
ctacaaaggc gcacttttca aggagattgt gtacattcag agaacttaga aaactggctg     1740
gatatttctg ctggagcaaa aaagtgcctt aaaattcaga taattcgaag cagtaaagaa     1800
aagactacag tgactatggt gggaaagctt tctccaagac actcaaagtg catggtgaag     1860
aatgtggact ctagcagggg gctctgccag aataaaagtc agcccaaccg gacctgcacc     1920
tgtagcatcc caaccagagc aaactacaaa gatgtttcag ttgtcaacgt gatgttctcc     1980
ttcggttctt ggaatttata agacagattc aactttacca actgctcacc attaaaagaa     2040
tgcccagcat gcgtagaaac tggctgcgcg tgggtgtaaaa gtgcaagaag gtgtatccac     2100
cccttcacag cttgcgaccc ttctgattat gagagaaacc aggaacagtg tccagtggct     2160

```

-continued

gtcgagaaga	catcaggagg	aggaagaccc	aaggagaaca	aggggaacag	aaccaaccag	2220
gctttacagg	tcttctacat	taagtccatt	gagccacaga	aagtatcgac	attagggaaa	2280
agcaacgtga	tagtaacggg	agcaaaacttt	accgggcat	cgaacatcac	aatgatcctg	2340
aaaggaacca	gtacctgtga	taaggatgtg	atacaggtta	gccatgtgct	aaatgacacc	2400
cacatgaaat	tctctcttcc	atcaagccgg	aaagaaatga	aggatgtgtg	tatccagttt	2460
gatggtggga	actgctcttc	tgtgggatcc	ttatcctaca	ttgctctgcc	acattgttcc	2520
cttatatttc	ctgctaccac	ctggatcagt	ggtggtcaaa	atataaccat	gatgggcaga	2580
aatthtgatg	taattgacaa	cttaatcatt	tcacatgaat	taaaaggaaa	cataaatgtc	2640
tctgaatatt	gtgtggcgac	ttactcggg	tttttagccc	ccagtttaa	gagttcaaaa	2700
gtgcgcacga	atgtcactgt	gaagctgaga	gtacaagaca	cctacttgga	ttgtggaacc	2760
ctgcagtatc	gggaggaccc	cagattcacg	gggatcggg	tggaatccga	ggtggacaca	2820
gaactggaag	tgaaaattca	aaaagaaaat	gacaacttca	acatttccaa	aaaagacatt	2880
gaaattactc	tcttccatgg	ggaaaatggg	caattaaatt	gcagtttga	aaatattact	2940
agaaatcaag	atcttaccac	catcctttgc	aaaattaaag	gcatcaagac	tgcaagcacc	3000
attgccaact	cttctaagaa	agttcgggtc	aagctgggaa	acctggagct	ctacgtcgag	3060
caggagtccg	ttccttccac	atggatattt	ctgattgtgc	tcctgtctt	gctagtgatt	3120
gtcatttttg	cgcccggtgg	ggtgaccagg	cacaaatcga	aggagctgag	tcgcaaacag	3180
agtcaacaac	tagaattgct	ggaagcggag	ctccggaag	agatacgtga	cggctttgct	3240
gagctgcaga	tggataaatt	ggatgtggtt	gatagttttg	gaactgttcc	cttctctgac	3300
tacaaacatt	ttgctctgag	aactttcttc	cctgagtcag	gtggcttcac	ccacatcttc	3360
actgaagata	tgcataacag	agacgccaac	gacaagaatg	aaagtctcac	agctttggat	3420
gccctaactc	gtaataaaag	ctttcttgg	actgtcatcc	acaccttga	aaagcagaag	3480
aacttttctg	tgaaggacag	gtgtctgttt	gcctccttcc	taaccattgc	actgcaaacc	3540
aagctggtct	acctgaccag	catcctagag	gtgctgacca	gggacttgat	ggaacagtgt	3600
agtaacatgc	agccgaaact	catgctgaga	cgcacggagt	ccgtctcgga	aaaactctc	3660
acaaactgga	tgtccgtctg	cctttctgga	tttctccggg	agactgtcgg	agagcccttc	3720
tatttgctgg	tgacgactct	gaaccagaaa	attaacaagg	gtcccgtgga	tgtaatcact	3780
tgcaaaagccc	tgtacacact	taatgaagac	tggctgttgt	ggcaggttcc	ggaattcagt	3840
actgtggcat	taaacgtcgt	ctttgaaaaa	atcccggaaa	acgagagtgc	agatgtctgt	3900
cggaaatatt	cagtcaatgt	tctcgactgt	gacaccattg	gccaaagcaa	agaaaagatt	3960
ttccaagcat	tcttaagcaa	aaatggctct	ccttatggac	ttcagcttaa	tgaattgggt	4020
cttgagcttc	aaatgggcac	acgacagaaa	gaacttctgg	acatcgacag	ttcctccgtg	4080
attcttgaag	atggaatcac	caagctaaac	accattggcc	actatgagat	atcaaatgga	4140
tccactataa	aagtctttaa	gaagatagca	aattttactt	cagatgtgga	gtactcggat	4200
gaccactgcc	atthgattht	accagattcg	gaagcattcc	aagatgtgca	aggaaagaga	4260
catcgagggg	agcacaagtt	caaagtaaaa	gaaatgtatc	tgacaaagct	gctgtcgacc	4320
aaggtggcaa	ttcattctgt	gcttgaaaaa	ctttttagaa	gcatttggag	tttaccacaac	4380
agcagagctc	catttgctat	aaaatacttt	tttgactttt	tggacgcccc	ggctgaaaaac	4440

-continued

aaaaaatca cagatcctga cgtcgtacat atttggaaaa caaacagcct tectcttcgc	4500
ttctgggtaa acatcctgaa gaaccctcag tttgtctttg acattaagaa gacaccacat	4560
atagacggct gtttgcagc gattgcccag gcattcatgg atgcattttc tctcacagag	4620
cagcaactag ggaaggaagc accaactaat aagcttctct atgccaagga tatcccaacc	4680
tacaaagaag aagtaaaatc ttattacaaa gcaatcaggg atttgcctcc attgtcatcc	4740
tcagaaatgg aagaattttt aactcaggaa tctaagaaac atgaaaatga atttaatgaa	4800
gaagtggcct tgacagaaat ttacaaatac atcgtaaaat attttgatga gattctaaat	4860
aaactagaaa gagaacgagg gctggaagaa gctcagaaac aactcttgca tgtaaaagtc	4920
ttatttgatg aaaagaagaa atgcaagtgg atgtaagcac tctggggcct ggcttaactc	4980
ggcaaagtcc ttcagacgac ttgggagcaa aatggctgct tgagctactc tgtgtcgtaa	5040
atgtgtgttt tgcacatagg ttccactttg ggcactgtct ttttaagaga ccaaggcaca	5100
tgcacagcct ttgaaagca taccaaccct tgtgcctgtg tgtataccgt gggaaaccct	5160
ctgtaaatag agttgaaagt gttgttgcaa acagcctcct tgtttacaga gaatacaagg	5220
ccagtaagcg aatgtcagta ttgtaactac agtctccact taagcacaat gatataagtg	5280
gttttgtttg aaaactacag ctatgtagca cttgtgtctac actgcacctc tgcattgtaa	5340
agggatactg ccagtgctca aaacaaaatg tgaaatgagt catttggaac caaggtgggg	5400
gtgttagggc aacctcgagg atttgcagca ttgaaacttt ccccagtagt tcttgaaaa	5460
gctgaccgca gaattttgta gtgtacactt agcattttgt agtgtgtgtg tgtgtttaa	5520
ccaaaaacta acagtggtgc aacattgttg aaagggtctg tgtttttcag tggatcaaa	5580
ctgcaactca tcaaaactac ctccatttca ccaaggagct ctaaagtaag gagagtgggc	5640
tttattttaa tgaacagcat ttaaccaga tactttgtcc taatgtatgt tccttttctt	5700
catctgtttt ttcatactaa atgtatttga tagtggacat gttggatatt atacaaaaaa	5760
atcattaatt catttctgtt ccaaaacctt tgatcagaac gatctgtgga agagtaactc	5820
catttctata tgagttagtg tctccttgct ttagatttct ggtgaacctc gtggttatga	5880
atacttgtgt gtgattttaa aaaaaaaga tacattttac atttcatcga attgctgttc	5940
acactggagt attatatata aatatatata tttgagggcc aaggcctgaa aaatattagt	6000
atacaacttg gtatcttagt cttactatgt actttttgaa agtattcctc gcaggagaaa	6060
gaatttaaaa taccattttt attcatgcct ttctttttaa agaattctct atccagttat	6120
actgtagtct ttttagtgct gattttttaa ttctgaatt tttgctgctc atgaccagtt	6180
ttaataccac tgtgttttcc ttctatttaa ccagaagaag taaacagcat aattggcaac	6240
tcttgagcct ttctgtggc aggcacctt tacccttggg gctccaaatc ccccatctag	6300
gaaagaaaat ttttcaagt caaataacat tgatcacata ttcttgaaa tcatttacca	6360
acactgtatg gagcattagg atttaaatat gaatttgtct taaaggcaat tcctttttgc	6420
ttctgtatta tctggaaaag catgagagag gtgacacctc aacaaactga tcagagaaaa	6480
taagcagtta ctaccctgat aggcacctc ccaatcctgt tgcttttgac cattgtctgt	6540
ccaacggaca cacctcaaac aaacaaaact accaaataga tgacagatca gaataaagg	6600
gagaggtctg gtccccattg aaggctgcta cagtcttcaa agaggtgaag gagttcataa	6660
gagaacaaca gtaggaaagt tgagagocaa gggtaggaga gttgoccaa agacttcccc	6720

-continued

```

tactacttta gggactgaa aactcaaagg atcagctaca gctttatcta agtatttact 6780
aaatgctaca tgagggtgtc cctgtccagc tttctggcac atgagtcctg tgtggagagt 6840
tacctcctct tccagggact gtgctgttg gaaactttggg caagtcactt acctccttgt 6900
gcctcaatth ctgtataata tttctaagct acctcactga ggtggtatga agattcacta 6960
atgtatgtag cgtgtttgtc aatcctccag tgaaaagcac tatctagatc acattttgga 7020
tcacattagc caaatgcagt aaatggccaa attagatgtg tgctgaagac aatcagtcac 7080
tgggtctata ttaaacagca accagagcaa caaatggcaa acaatttcta ttttcaagtt 7140
tctttgcata ttttttgggt gcaaaaacct ttataaactt ttttttctaa cactagtgtc 7200
tacagcagca ttcaaaaaa tctgtttacc ttttctgtat taggatttaa agtctatttc 7260
ttattgtata cctgattgaa gctgttcttg gagatgaatg ttttaaatgt ctatatccaa 7320
aaaataaaca ttttgatgta actgtg 7346

```

<210> SEQ ID NO 21

<211> LENGTH: 2828

<212> TYPE: DNA

<213> ORGANISM: Homo sapiens

<220> FEATURE:

<223> OTHER INFORMATION: SLC46A3 glucocorticoid receptor-responsive gene

<400> SEQUENCE: 21

```

agaacagtga cagcgccgcg gcagccgacc ccgctcctc ggcggacagc gatgctcagc 60
tggctgcggc cgagtcacgc cctagcgtg gcagggccgc tgaccgaccg acggaggcgc 120
cgattggcgg attgtccact gcgcagaagg agcagctgct ccgcgccccg ccgcgcccgc 180
ctgaggccga ggtccgcagg gccgcgggga agccgagggc tgccggagaa cctgacaggt 240
gtcactcggg acgcggaagt gcgcttgccg aggtttgctt tacaatacgc ttgagactcc 300
ccgacaagcg taattttggtc gagttcgacg gaaaagtact ctccccacc cagcgccggc 360
cgcgtagtcc gaggttactg tccccggcgc gtcctctgtt gccccagtcc agaggctgcc 420
cttgaaccgc ggcgcgcacg agcgcagggc atccgagggc acagcccctg gcacggcccc 480
acctgtacc agcctggcag gaagactgta atcgtgggaa tacagctacc taccagga 540
atatgaagat tttatttgta gaacctgcca ttttccttag tgcatttgc atgactttga 600
ccggtccact gacaacgcaa tatgtttatc ggagaatatg ggaagaaact ggcaactaca 660
ctttttcacc tgatagcaat atttctgagt gtgaaaaaaa caaaagcagc ccaatttttg 720
cattccagga ggaagttcag aaaaaagtgt cacgttttaa tctgcagatg gacataagtg 780
gattaattcc tggctctagtg tctacattca tacttttgtc tattagtgat cactacggac 840
gaaaattccc tatgattttg tctccggtg gtgctcttgc aaccagcgtt tggctctgtt 900
tgctttgcta ttttgctttt ccattccagc ttttgattgc atctaccttc attggtgcat 960
tttgtggcaa ttataccaca ttttggggag cttgctttgc ctatatagtt gatcagtgta 1020
aagaacacaa acaaaaaaca attcgaatag ctatcattga ctttctactt ggacttgta 1080
ctggactaac aggactgtca tctggctatt ttattagaga gctaggtttt gagtggctgt 1140
ttctaattat tgetgtgtct cttgctgta atttgateta tattttattt tttctcgag 1200
atccagtgaa agagtgttca tctcagaatg ttactatgtc atgtagttaa ggcttcaaaa 1260
acctatttta ccgaacttac atgctttta agaatgcttc tggttaagaga cgatttttgc 1320

```

-continued

```

tctgtttgtt actttttaca gtaatcactt atttttttgt ggtaattggc attgcccocaa 1380
tttttatcct ttatgaattg gattcaccac tctgctggaa tgaagttttt ataggttatg 1440
gatcagcttt gggtagtgcc tcttttttga ctagtctcct aggaatatgg cttttttcct 1500
attgtatgga agatattcat atggccttca ttgggatttt taccacgatg acaggaatgg 1560
ctatgaccgc gtttgccagt acaaacctga tgatgttttt agccagggtg ccgttccttt 1620
tcactattgt gccattctct gttctacggc ccatgtttgc aaaagtgggt cgttcgactg 1680
aacaaggtag cctgtttgc tgtattgctt tcttagaac acttgaggga gtcactgcag 1740
tttctacttt taatggaatt tactcagcca ctggtgcttg gtaccctggc ttcactttcc 1800
tgctgtctgc tggctctgta ctacttcocag ccatcagctc atgtgttgc aagtgtacca 1860
gctggaatga gggaaactat gaactctta tacaagaaga atccagtga gatgcttcag 1920
acagagcctg ttaagctgct attgatagtc ggagcttata tactgtgact tctgaagact 1980
atacatgaat tccacaatca gtgctttgtt gatacaaaat ccttaaaagg gaggcacttt 2040
aaagaatag tatttttcc tttcttaat atgtttcacc ggtgacagge atgataatat 2100
ttctatatgt aatgggtaat tgggaaaaaa tagatgataa ataaaattgc tctaaagaag 2160
ttaaaaaact gaatgaacag ctaatactgg tataaagtaa ctaatgtttg gagccaacat 2220
ttgttccttg tgcagcaaaa aggatattca cattccatga tccctggctg agaattctgc 2280
ctctagtctt tcttaccocag ctgttgtcta tcctgttca attataaata ctgctaaggg 2340
catttttaaa atacgatctt gtactcctta aatttgaatc cgtcagcacg gtcactcata 2400
ggaaaatgat caaacaagca agccagtcct gatttgactc cttccatct catttcttac 2460
tgccttacgc tcacctgag gtccaccttg gtctctaaaa acaccatgtg ttctcatgcc 2520
tccatgtctt ttcacacact gttccatttg ctctctccc cacattacat tgaactttc 2580
aagcctcagt cgaaacattg cttctctggt atagcagcct tcttgacatc cctcctcact 2640
cccagctccc tacagggctt ccatagctct ttgtgtgcac ttcgatccca gcattttcca 2700
tcgacttgta attgtttctg ctacctgaca atcatcgctt tgagtaactgg gacaaccttt 2760
gattactcat tatactctca ataatattt gttgaactaa aaaaaaaaa aaaaaaaaa 2820
aaaaaaaa 2828

```

<210> SEQ ID NO 22

<211> LENGTH: 2840

<212> TYPE: DNA

<213> ORGANISM: Homo sapiens

<220> FEATURE:

<223> OTHER INFORMATION: C14orf139 glucocorticoid receptor-responsive gene

<400> SEQUENCE: 22

```

gtttttgtgc aggaacagcc cctcccgtct ttgtctggc ggtgagcacc cagggctaag 60
cttttgaaca ctttctttgt gtttggttc agcccaggca atgcatattt gctttcattt 120
cttcttgagc ttgaggagct cctgggtgca aatcttgaa aatgaggatc tctgagcctt 180
tccaggccag ctctttgttt tgtagcagac aattgaggct ttgaaaagga aagtgggtgg 240
gggcacccca cagggtggcc tcacacacca attgccagtg cctgcaggct gcttcagcag 300
aggcccagag tcaaaagga cttaaaacca gctgtcgttt ctcccttagc ttctgtgat 360

```

-continued

gagagaaaacg acttctgttt tcaaaagtaa gaacaaggag gaatttgttt ctaaaagaac	420
attaaaacac aggcctcgtgg tctaaaagca aatggttcag caggatgttc agggccttaa	480
agcacagtca gcaggactca gcatctocca gcacctgctc tceggttgtc atggtaacat	540
catccccaac ccaaccaact tgtccagccg agagacagca atcataagga gggacctcgg	600
tttccccga ggatcctggg ctctctttct gaaacgcttg cttctgagct cagcaaccag	660
gaacaccagg ccagcccatc cccagcacct ctgtgggat gagggacaaa gtcctacagt	720
ccctcttct gttctgatga gaaagggagg gaagaaaaca taccocgagc gcctgcaata	780
tggatcatgac actttcaaaa agcctgtgct atggagtcac gatcagaaac cagagtgtgg	840
agagggtcag cagcctgct cagagcagcc agctaggcgg ggagtggtaa atttgggact	900
tgtaccagg catgactggc tccagoccca gtgctccact ctatggaatg ttccctgggc	960
ctcagttgct ttccttctct ttgcagccg cgggctgctg ccaactctggc agctggtgag	1020
ttagctggag ggcaacattc caaagcaggg gcagcatgct gctttcctcc tgtgcccaact	1080
cctgcgggga agtccgttga ctcccacccg tgaagggagc tggcaacacc aggatgaggt	1140
cccaggggac gggagcagg acccaactgtc tgtctacctt cccactggaa aagcacggac	1200
aggccagccc ttgcgggggc aggcagagga cagagtggc tttgcgcggt ctctgcctgc	1260
tgagcagttc caattcctct catgggagaa acaaggaggc agtcgcttgt gcatgttcca	1320
gaagttttac tggggaggag gaagcggaca gaggaagctg tgtgtgcatg tgaaggggtg	1380
ggcaggggtg gagggatgca cgcgtatgtg agcatagcat gtgtgagtac tacacacatc	1440
tccatgcaga agcacaactg ggcagccctg gcttccagct ctgggcttca gcacaacaga	1500
caccagcctg tggctctca gaagccaggg agaccacatc gggctcagga cgttttacc	1560
aaagtccaga gtttttatgc ctctccctgg cattctccat aaagaagga aggtcagatg	1620
acccttaga tctgtgtcat ctgggaattt ccttgggctg gtttagacac gatgccctct	1680
ttttctcagg atagcagata acctgctttg aaagaggct taattctgtg ggtcctaaat	1740
tttctcttt ctctctctct ttctgtgtgt gtgtgtggg aaaatggcaa gtttccaata	1800
ccagctttgg aggaacgatt acgttttccc tccaatttca agtccgaaag accagagccc	1860
tcatccaaa gccccccacc cagatggatt tttctgttcc atttgtcatc cgtcccatgg	1920
gagggcccca tgtctctca gaaccatcc tggaggcagc aggtcgggta gagtgagttt	1980
ggcctgctca tgacctccac ccctgagatt gtgaacaagg atgtctgggg cgatgctgag	2040
aatgtttttg aagctgtcc cagatgacgc tgatgatcac accagattga gtgctcgat	2100
cgcttgagt ccaacctctg cataaacgag gttctcataa acaagttcac tctaccctaa	2160
gctaagtcta tgtgagcaaa cccacttcat cctttgtacc tggagacctg gttacactaa	2220
cctgatactg acctgttcat gtatctggaa tgggtgtgtt catgcagtgt ggaccaagca	2280
atggcatggg gtgtgtgtgt gtgtgtgtgt gtgtctgtgt gtgtgtgttt gtgtatgct	2340
tcacacttgt gtgtgtatat gtgcatgtag atgctgcata aatgattttt gatgtcaaag	2400
acaaacacat tccattgttt taaatattct attatgtaa caatacgcag agggaccata	2460
tctactcttg tcatattatt tgtgatggta aaacatgcat ttgcaataaa ttaagctttc	2520
tgggaaggca agcagtatgt gagccaaacg actgtctcgg aacatgtgtg tgttatctcg	2580
gttcatatca agtccaaagc taatggagcc tccccgcca tccagggagg aacaccagga	2640

-continued

```

ccccggagtt tcttcttagt gctatatttt aaagttgcat tgacgttttc ctccccttcc 2700
ttttgtgcaa gttggaagta gcagtgcttct aaaagatggt ttgacgtttt tgctgttggt 2760
ttatgttttt aaaaatgtat ctgctttgtg tttggaaata aaaatctcta ttttggctta 2820
tgaaaaaaaa aaaaaaaaaa 2840

```

<210> SEQ ID NO 23

<211> LENGTH: 2309

<212> TYPE: DNA

<213> ORGANISM: Homo sapiens

<220> FEATURE:

<223> OTHER INFORMATION: PIAS1 glucocorticoid receptor-responsive gene

<400> SEQUENCE: 23

```

gccccggcgg gccggggcgg ggccaggcgg gctagagggg cgggtctagc ggcggccccc 60
ggcgaagttc actgcgcttg cgctgacaga cgcaagatgg cggacagtgc ggaactaaag 120
caaatgggta tgagccttag agtttctgaa ctccaagtac tgttgggcta cgccgggaga 180
aacaagcacg gacgcaaaca cgaacttctc acaaaagccc tgcatttctt aaaggctggc 240
tgtagtcctg ctgtgcaaat gaaaattaag gaactctata ggcggcgggt cccacagaaa 300
atcatgacgc ctgcagactt gtccatcccc aacgtacatt caagtcctat gccagcaact 360
ttgtctccat ctaccattcc acaactcact tacgatggtc accctgcac atcgccatta 420
ctccctgttt ctcttctggg acctaaacat gaactggaac tcccacatct tacatcagct 480
cttcaccag tccatccgga tataaaactt caaaaattac cattttatga tttactggat 540
gaactgataa aaccaccag tctagcatca gacaacagtc agcgctttcg agaaacctgt 600
tttgcaattg ccttgacacc acaacaagtg cagcaaatca gtagttccat ggatatttct 660
gggacccaat gtgacttcc agtacaggtc cagttaaggt tttgtttatc agaaccagct 720
tgtccacaag aagatcactt cccacccaat ctttgtgtga aagtgaatac aaaaccttgc 780
agccttcag gttaccttcc acctacaaaa aatggcgtgg aaccaaagcg acccagccga 840
ccaattaata tcacctcact tgtccgactg tccacaacag taccaaaacac gattgttgtt 900
tcttgactg cagaaattgg aagaaactat tccatggcag tatactctgt aaaacagttg 960
tcctcaacag ttcttcttca gaggttacga gcaaagggaa taaggaatcc ggatcattct 1020
agagctttaa ttaagagaa gttgactgcg gatccagaca gtgaaatagc tacaaccagc 1080
ctaagggttt ctctactatg tccacttggg aaaatgcggc tgacaattcc gtgtcgggcc 1140
cttacatggt ctcatctaca atgttttgac gcaactcttt acattcagat gaatgagaaa 1200
aaaccaacct gggtttgtcc tgtctgtgat aagaaggctc catatgaaca ccttattatt 1260
gatggcttgt ttatgaaat cctaaagtac tgtacagact gtgatgaaat acaatttaag 1320
gaggatggca cttgggcacc gatgagatca aaaaaggaag tacaggaagt ttctgcctct 1380
tacaatggag tcgatggatg cttgagctcc acattggagc atcaggtagc gtctcaccac 1440
cagtcctcaa ataaaaacaa gaaagtagaa gtgattgacc taacctataga cagttcatct 1500
gatgaagagg aagaagagcc atctgccaaag aggacctgtc cttccctatc tcccacatca 1560
ccactaaata ataaaggcat ttaagtctt ccacatcaag catctccagt atcccgcacc 1620
ccaagccttc ctgctgtaga cacaagctac attaatacct ccctcatcca agactatagg 1680
catcctttcc acatgacacc catgccttac gacttacaag gattagattt ctttccttcc 1740

```

-continued

ttatcaggag acaatcagca ttacaacacc tccttgcttg ccgctgcagc agcagcagtt	1800
tcagatgatc aagacctcct acactcgtct cggtttttcc cgtatacctc ctcacagatg	1860
tttcttgatc agttaagtgc aggaggcagt acttctctgc caaccaccaa tggaagcagt	1920
agtggcagta acagcagcct ggtttcttcc aacagcctaa gggaaagcca tagccacacc	1980
gtcacaaaaca ggagcagcac ggacacggca tccatctttg gcatcatacc agacattatt	2040
tcattggact gattcccagg cctcgtgct cccatcccca ccccagatcg aatgaacttg	2100
gcagaaagaa gagaactttg tgcctctggt taccttactc tgtttagaaa agtatacaag	2160
cgtgtttttt ttcctttttt tagggaaaaa attaaaagaa atgtacagag aacaaaacta	2220
tattttcagt tttacttttg tatataaatc taagactgcc tgtgtgataa aacacttggt	2280
taaaaaaaaa aaaaaaaaaa aaaaaaaaaa	2309

<210> SEQ ID NO 24

<211> LENGTH: 1740

<212> TYPE: DNA

<213> ORGANISM: Homo sapiens

<220> FEATURE:

<223> OTHER INFORMATION: IDH2 glucocorticoid receptor-responsive gene

<400> SEQUENCE: 24

ccagcgtag ccccgggcca ggcagccggg aggagcggcg cgcgctcgga cctctcccgc	60
cctgctcgtt cgctctccag cttgggatgg ccggctacct gcgggtcgtg cgctcgtctt	120
gcagagcctc aggtctcggg ccggcctggg ccggcggggc cctgacagcc cccacctcgc	180
aagagcagcc gcggcgccac tatgccgaca aaaggatcaa ggtggcgaag cccgtggtgg	240
agatggatgg tgatgagatg acccgtatta tctggcagtt catcaaggag aagctcatcc	300
tgccccacgt ggacatccag ctaaagtatt ttgacctcgg gctcccaaac cgtgaccaga	360
ctgatgacca ggtcaccatt gactctgcac tggccacca gaagtacagt gtggctgtca	420
agtgtgccac catcaccctc gatgagggcc gtgtggaaga gttcaagctg aagaagatgt	480
ggaaaagtcc caatggaact atccggaaca tcctgggggg gactgtcttc cggggagcca	540
tcacttgcaa aaacatccca cgcttagtcc ctggctggac caagccatc accattggca	600
ggcacgcccc tggcgaccag tacaaggcca cagactttgt ggcagaccgg gccggcactt	660
tcaaaatggt cttcaccoca aaagatggca gtggtgtcaa ggagtgggaa gtgtacaact	720
tccccgcagg cggcgtgggc atgggcatgt acaacaccga cgagtccatc tcaggttttg	780
cgcacagctg cttccagtat gccatccaga agaaatggcc gctgtacatg agcaccaaga	840
acaccatact gaaagcctac gatgggcggt tcaaggacat cttccaggag atctttgaca	900
agcactataa gaccgacttc gacaagaata agatctggta tgagcaccgg ctcatgatg	960
acatgggtggc tcaggctctc aagtcttcgg gtggctttgt gtgggcctgc aagaactatg	1020
acggagatgt gcagtcagac atcctggccc agggctttgg ctcccttggc ctgatgacgt	1080
ccgtcctggt ctgccctgat gggaaagcga ttgaggctga ggccgctcat gggaccgtca	1140
cccgccacta tcggggagcac cagaagggcc ggcccaccag caccaacccc atcgccagca	1200
tctttgcctg gacacgtggc ctggagcacc gggggaagct ggatgggaa caagacctca	1260
tcaggtttgc ccagatgctg gagaaggtgt gcgtggagac ggtggagagt ggagccatga	1320
ccaaggacct ggccggctgc attcacggcc tcagcaatgt gaagctgaac gagcacttcc	1380

-continued

```

tgaacaccac ggacttcttc gacaccatca agagcaacct ggacagagcc ctgggcaggc 1440
agtaggggga ggcgccaccc atggctgcag tggaggggcc agggctgagc cggcgggtcc 1500
tctgagcgc ggcagagggg gaccctcaca gcccctctct ggaggccttt ctaggggatg 1560
ttttttata agccagatgt ttttaaagc atatgtgtgt ttcccctcat ggtgacgtga 1620
ggcaggagca gtgcgtttta cctcagccag tcagtatgtt ttgcatactg taatttatat 1680
tgcccttggg acacatggtg ccatatntag ctactaaaaa gctcttcaca aaaaaaaaaa 1740

```

```

<210> SEQ ID NO 25
<211> LENGTH: 1552
<212> TYPE: DNA
<213> ORGANISM: Homo sapiens
<220> FEATURE:
<223> OTHER INFORMATION: SERPINF1 glucocorticoid receptor-responsive
gene

```

```

<400> SEQUENCE: 25

```

```

ggtcgcttta agaaggagt agctgtaatc tgaagcctgc tggacgctgg attagaaggc 60
agcaaaaaaa gctctgtgct ggtcggagcc cccctcagtgt gcaggcttag agggactagg 120
ctgggtgtgg agctgcagcg tatccacagg ccccaggatg caggccctgg tgctactcct 180
ctgcattgga gccctctcgc ggcacagcag ctgccagaac cctgccagcc ccccgaggga 240
gggctcccca gaccccgaca gcacaggggc gctggtggag gaggaggatc ctttcttcaa 300
agtccccgtg aacaagctgg cagcggctgt ctccaacttc ggctatgacc tgtaccgggt 360
gcatccagc acgagcccca cgaccaactg gctcctgtct cctctcagtg tggccacggc 420
cctctcggcc ctctcgtggt gagcggagca gcgaacagaa tccatcattc accgggctct 480
ctactatgac ttgatcagca gccagacat ccatggtacc tataaggagc tccttgacac 540
ggtcactgcc cccagaaga acctcaagag tgcctccggg atcgtctttg agaagaagct 600
gcgcataaaa tccagctttg tggcacctct ggaaaagtca tatgggacca ggcccagagt 660
cctgacgggc aacctcgcct tggacctgca agagatcaac aactgggtgc aggcgcagat 720
gaaaggggag ctcgccaggt ccacaaagga aattcccgat gagatcagca ttctccttct 780
cgggtgtggc cacttcaagg ggcagtgggt aacaaagttt gactccagaa agacttccct 840
cgaggatttc tacttgatg aagagaggac cgtgagggtc cccatgatgt cggaccctaa 900
ggctgtttta cgctatggct tggattcaga tctcagctgc aagattgccc agctgcctt 960
gaccgggaagc atgagtatca tcttcttctt gccctgaaa gtgaccaga atttgacctt 1020
gatagaggag agcctcacct ccgagttcat tcatgacata gaccgagaac tgaagaccgt 1080
gcaggcggtc ctcactgtcc ccaagctgaa gctgagttat gaaggcgaag tcaccaagtc 1140
cctgcaggag atgaagctgc aatccttgtt tgattcacca gactttagca agatcacagg 1200
caaacccatc aagctgactc aggtggaaca ccgggctggc tttgagtgga acgaggatgg 1260
ggcgggaacc acccccagcc cagggctgca gcctgccac ctcacctcc cgctggacta 1320
tcaccttaac cagccttcca tcttcgtact gagggacaca gacacagggg cccttctctt 1380
cattggcaag attctggacc ccagggggccc ctaatatccc agtttaatat tccaataccc 1440
tagaagaaaa cccgagggac agcagattcc acaggacacg aaggctgccc ctgtaagggt 1500
tcaatgcata caataaaga gctttatccc taaaaaaaaa aaaaaaaaaa aa 1552

```

-continued

```

<210> SEQ ID NO 26
<211> LENGTH: 4816
<212> TYPE: DNA
<213> ORGANISM: Homo sapiens
<220> FEATURE:
<223> OTHER INFORMATION: ERBB2 glucocorticoid receptor-responsive gene

<400> SEQUENCE: 26

gttccccgat ttttgtgggc gctgccccg ccctcgtcc ccctgctgtg tccatatatc    60
gaggcगतag ggttaaggga aggcggacgc ctgatgggtt aatgagcaaa ctgaagtgtt    120
ttccatgatc ttttttgagt cgcaattgaa gtaccacctc ccgaggggtga ttgcttcccc    180
atgcggggta gaacctttgc tgcctgttc accactctac ctccagcaca gaatttggtc    240
tatgcctact caatgtgaag atgatgagga tgaaaacctt tgtgatgatc cacttccact    300
taatgaatgg tggcaaaagca aagctatatt caagaccaca tgcaaaagcta ctccctgagc    360
aaagagtcac agataaaaagc ggggcaccag tagaatggcc aggacaaaagc cagtgcagca    420
cagagactca gaccttgcca gccatgcctg cgcaggcagt gatgagagtg acatgtactg    480
ttgtggacat gcacaaaagt gagtgtgcac cggcacagac atgaagctgc ggctccctgc    540
cagtcccagc acccacctgg acatgctccg ccacctctac cagggtgcc aggtggtgca    600
gggaaacctg gaactcacct acctgcccac caatgccagc ctgtccttcc tgcaggatat    660
ccaggagggtg cagggtctacg tgtcatcgc tcacaaccaa gtgaggcagg tcccactgca    720
gaggctgcgg attgtgcgag gcaccagct ctttgaggac aactatgccc tggccgtgct    780
agacaatgga gaccctgta acaataccac ccctgtcaca ggggcctccc caggaggcct    840
gccccgagctg cagcttgcga gccctcacaga gatcttgaag ggaggggtct tgatccagcg    900
gaacccccag ctctgctacc aggcacgat tttgtggaag gacatcttcc acaagaacaa    960
ccagctggct ctcacactga tagacaccaa ccgctctcgg gcctgccacc cctgttctcc    1020
gatgtgtaag ggctcccgtc gctggggaga gagttctgag gattgtcaga gcctgacgcg    1080
cactgtctgt gccgggggct gtgcccgtg caaggggcca ctgcccactg actgctgcca    1140
tgagcagtgt gctgccggct gcacgggccc caagcactct gactgcctgg cctgcctcca    1200
cttcaaccac agtggcatct gtgagctgca ctgcccagcc ctggtcacct acaacacaga    1260
cacgtttgag tccatgccc atcccaggg ccggtataca ttcggcgcca gctgtgtgac    1320
tgcctgtccc tacaactacc tttctacgga cgtgggatcc tgcaccctcg tctgcccct    1380
gcacaaccaa gaggtgacag cagaggatgg aacacagcgg tgtgagaagt gcagcaagcc    1440
ctgtgccca gtgtgctatg gtctgggcat ggagcacttg cgagaggtga gggcagttac    1500
cagtgcctaat atccaggagt ttgctggctg caagaagatc tttgggagcc tggcatttct    1560
gccggagagc tttgatgggg acccagctc caaacctgcc ccgctccagc cagagcagct    1620
ccaagtgttt gagactctgg aagagatcac aggttaccta tacatctcag catggccgga    1680
cagctgcct gacctcagcg tcttccagaa cctgcaagta atccggggac gaattctgca    1740
caatggcgcc tactcgtga ccctgcaagg gctgggcatc agctggctgg ggctgcgctc    1800
actgagggaa ctgggcagtg gactggccct catccaccat aacaccacc tctgcttctg    1860
gcacacgggt ccctgggacc agctctttcg gaaccgcac caagctctgc tccactctgc    1920
caaccggcca gaggacagat gtgtgggca gggcctggcc tgcaccagc tgtgccccg    1980
agggcactgc tggggctcag ggcccacca gtgtgtcaac tgcagccagt tccttcgggg    2040

```

-continued

ccaggagtgc	gtggaggaat	gccgagtact	gcaggggctc	cccagggagt	atgtgaatgc	2100
caggcaactgt	ttgccgtgcc	accctgagtg	tcagccccag	aatggctcag	tgacctgttt	2160
tggaccggag	gctgaccagt	gtgtggcctg	tgcccactat	aaggaccctc	ccttctgcgt	2220
ggcccgcgtgc	cccagcggtg	tgaaacctga	cctctcctac	atgcccatct	ggaagtttcc	2280
agatgaggag	ggcgcagtgc	agccttgccc	catcaactgc	accactcct	gtgtggacct	2340
ggatgacaag	ggctgccccg	ccgagcagag	agccagccct	ctgacgtcca	tcattctctgc	2400
ggtggttgcc	attctgctgg	tcgtgtctt	gggggtggtc	tttgggatcc	tcaccaagcg	2460
acggcagcag	aagatccgga	agtacacgat	gcggagactg	ctgcaggaaa	cggagctggt	2520
ggagccgctg	acacctagcg	gagcagtgcc	caaccaggcg	cagatgcgga	tcctgaaaga	2580
gacggagctg	aggaagtgga	aggtgcttgg	atctggcgt	tttggcacag	tctacaaggg	2640
catctggatc	cctgatgggg	agaatgtgaa	aattccagtg	gccatcaaag	tgttgagggga	2700
aaacacatcc	cccaaagcca	acaagaaat	cttagacgaa	gcatacgtga	tggctggtgt	2760
gggtcccca	tatgtctccc	gccttctggg	catctgcctg	acatccacgg	tgcagetggt	2820
gacacagctt	atgccctatg	gctgcctctt	agaccatgtc	cgggaaaacc	gcggacgcct	2880
gggctcccag	gacctgctga	actggtgat	gcagattgcc	aaggggatga	gctacctgga	2940
ggatgtgcgg	ctcgtacaca	gggacttggc	cgctcggaac	gtgctggtca	agagtcccaa	3000
ccatgtcaaa	attacagact	tcgggctggc	tcggctgctg	gacattgacg	agacagagta	3060
ccatgcagat	gggggcaagg	tgcccataa	gtggatggcg	ctggagtcca	ttctccgccg	3120
gcggttcacc	caccagagtg	atgtgtggag	ttatggtgtg	actgtgtggg	agctgatgac	3180
ttttggggcc	aaaccttacg	atgggatccc	agcccgggag	atccctgacc	tgctggaaaa	3240
gggggagcgg	ctgccccagc	ccccatctg	caccattgat	gtctacatga	tcattggtcaa	3300
atggtggatg	attgactctg	aatgtcggcc	aagattccgg	gagttggtgt	ctgaattctc	3360
ccgcatggcc	agggaccccc	agcgtcttgt	ggtcatccag	aatgaggact	tgggcccagc	3420
cagtcccttg	gacagcacct	tctaccgctc	actgctggag	gacgatgaca	tgggggacct	3480
ggtggatgct	gaggagtatc	tggtaacca	gcagggtctc	ttctgtccag	accctgcccc	3540
gggcgctggg	ggcatggtcc	accacaggca	ccgcagctca	tctaccagga	gtggcgggtgg	3600
ggacctgaca	ctagggtctg	agccctctga	agaggaggcc	cccaggtctc	cactggcacc	3660
ctccgaaggg	gctggctccg	atgtatttga	tggtagctcg	ggaatggggg	cagccaaggg	3720
gctgcaaagc	ctccccacac	atgaccccag	ccctctacag	cggtagactg	aggaccccac	3780
agtaccccctg	ccctctgaga	ctgatggcta	cggtgcccc	ctgacctgca	gccccagcc	3840
tgaatatgtg	aaccagccag	atgttcggcc	ccagccccct	tcgccccgag	agggccctct	3900
gcctgctgcc	cgacctgctg	gtgccactct	ggaaaggccc	aagactctct	cccagggaa	3960
gaatggggtc	gtcaaagacg	tttttgctt	tgggggtgcc	gtggagaacc	ccgagtactt	4020
gacaccccag	ggaggagctg	cccctcagcc	ccacctcct	cctgccttca	gcccagcctt	4080
cgacaacctc	tattactggg	accaggacct	accagagcgg	ggggctccac	ccagcacctt	4140
caaagggaca	cctacggcag	agaaccagga	gtacctgggt	ctggacgtgc	cagtgtgaac	4200
cagaaggcca	agtccgcaga	agccctgatg	tgtcctcagg	gagcagggaa	ggcctgactt	4260
ctgctggcat	caagaggtgg	gagggcctc	cgaccacttc	caggggaacc	tgccatgcca	4320

-continued

```

ggaacctgtc ctaaggaacc ttccttctcg cttgagttcc cagatggctg gaaggggtcc 4380
agcctcgttg gaagaggaac agcactgggg agtctttgtg gattctgagg ccctgcccac 4440
tgagactcta gggtcacagtg gatgccacag cccagcttgg ccctttcctt ccagatcctg 4500
ggtactgaaa gccttaggga agctggcctg agaggggaag cggccctaag ggagtgtcta 4560
agaacaaaag cgaccattc agagactgtc cctgaaacct agtactgccc cccatgagga 4620
aggaacagca atgggtgcag tatccaggct ttgtacagag tgcttttctg tttagttttt 4680
actttttttg ttttgtttt ttaaagatga aataaagacc cagggggaga atgggtgttg 4740
tatggggagg caagtgtggg gggtccttct ccacaccac tttgtccatt tgcaaatata 4800
ttttggaaaa cagcta 4816

```

<210> SEQ ID NO 27

<211> LENGTH: 6831

<212> TYPE: DNA

<213> ORGANISM: Homo sapiens

<220> FEATURE:

<223> OTHER INFORMATION: PECAM1 glucocorticoid receptor-responsive gene

<400> SEQUENCE: 27

```

ccaggcccca ttgttcccgg tttccagcca tggetgccat tacctgacca gcgccacagc 60
cggctctctc gcaggcgccg ggagaagtga ccagagcaat ttctgctttt cacagggcgg 120
gtttctcaac ggtgacttgt gggcagtgcc ttctgctgag cgagtcatgg cccgaaggca 180
gaactaaactg tgcttgcagt cttcactctc aggatgcagc cgaggtgggc ccaaggggcc 240
acgatgtggc ttggagtctc gctgaccctt ctgctctgtt caagccttga gggtaagaa 300
aactctttca caatcaacag tgttgacatg aagagcctgc cggactggac ggtgcaaat 360
gggaagaacc tgaccctgca gtgcttcgeg gatgtcagca ccacctetca cgtcaagcct 420
cagcaccaga tgctgttcta taaggatgac gtgctgtttt acaacatctc ctccatgaag 480
agcacagaga gttattttat tcctgaagtc cggatctatg actcagggac atataaatgt 540
actgtgattg tgaacaacaa agagaaaacc actgcagagt accaggtgtt ggtggaagga 600
gtgccagtc ccagggtgac actggacaag aaagaggcca tccaaggtgg gatcgtgagg 660
gtcaactgtt ctgtcccaga ggaaaaggcc ccaatacact tcacaattga aaaacttgaa 720
ctaaatgaaa aaatggtaa gctgaaaaga gagaagaatt ctcgagacca gaattttgtg 780
atactggaat tccccgttga ggaacaggac cgcgttttat ccttccgatg tcaagctagg 840
atcatttctg ggatccatg gcagacctca gaatctacca agagtgaact ggtcacctg 900
acggaatcct tctctacacc caagttccac atcagcccca ccggaatgat catggaagga 960
gctcagctcc acattaagtg caccattcaa gtgactcacc tggcccagga gtttccagaa 1020
atcataatc agaaggacaa ggcgattgtg gcccaaca gacatggcaa caaggctgtg 1080
tactcagtc tggccatggg ggagcacagt ggcaactaca cgtgcaaagt ggagtcagc 1140
cgcatatcca aggtcagcag catcgtggtc aacataacag aactattttc caagcccga 1200
ctggaatctt ccttcacaca tctggacca ggtgaaagac tgaacctgtc ctgctccatc 1260
ccaggagcac ctccagccaa cttcaccatc cagaaggaag atacgattgt gtcacagact 1320
caagatttca ccaagatagc ctcaaagtcg gacagtggga cgtatatctg cactgcaggt 1380
attgacaaag tggtaagaa aagcaacaca gtccagatag tcgtatgtga aatgctctcc 1440

```

-continued

cagcccagga	tttcttatga	tgcccagttt	gaggtcataa	aaggacagac	catcgaagtc	1500
cgttgcgaat	cgatcagtg	aactttgct	atttcttacc	aacttttaaa	aacaagtaaa	1560
gttttgaga	atagtaccaa	gaactcaa	gatcctgcgg	tattcaaaga	caaccccact	1620
gaagacgtcg	aataccagtg	tgttcagat	aattgccatt	cccatgccaa	aatgttaagt	1680
gaggttctga	gggtgaaggt	gatagccccg	gtggatgagg	tccagatttc	tatcctgtca	1740
agtaaggtgg	tggagtctgg	agaggacatt	gtgctgcaat	gtgctgtgaa	tgaaggatct	1800
ggtcccatca	cctataagtt	ttacagagaa	aaagagggca	aaccttcta	tcaaatgacc	1860
tcaaatgcc	cccaggcatt	ttggaccaag	cagaaggcta	gcaaggaaca	ggaggagag	1920
tattactgca	cagcctcaa	cagagccaac	cacgcctcca	gtgtcccag	aagcaaaata	1980
ctgacagtc	gagtcattct	tgcccattgg	aagaaaggac	ttattgcagt	ggttatcatc	2040
ggagtgatca	ttgctctctt	gatcattg	gccaaatgtt	atcttctgag	gaaagccaag	2100
gccaagcaga	tgccagtgga	aatgtccagg	ccagcagtac	cacttctgaa	ctccaacaac	2160
gagaaaatgt	cagatcccaa	tatggaagct	aacagtcatt	acggtcacaa	tgacgatgtc	2220
agaaacctg	caatgaaacc	aataaatgat	aataaagagc	ctctgaactc	agacgtgcag	2280
tacacggaag	ttcaagtgtc	ctcagctgag	tctcacaag	atctaggaaa	gaaggacaca	2340
gagacagtgt	acagtgaagt	ccggaagct	gtcctgatg	ccgtggaag	cagatactct	2400
agaacggaag	gctcccttga	tggaacttag	acagcaaggc	cagatgcaca	tccttggag	2460
gacatccatg	ttccgagaag	aacagataat	cctgtattt	caagacctct	gtgcacttat	2520
ttatgaacct	gccctgctcc	cacagaacac	agcaattcct	caggctaagc	tgccggttct	2580
taaatccatc	ctgctaagtt	aatgttgggt	agaaagagat	acagaggggc	tgttgaattt	2640
cccacatacc	ctccttcac	caagttggaa	catccttgg	aattggaaga	gcacaagagg	2700
agatccaggg	caaggccatt	gggatattct	gaaacttgaa	tattttgttt	tgtgcagaga	2760
taaagacctt	ttccatgcac	cctcatcac	agaaaccaat	tttcttttt	atactcaatc	2820
atcttagc	catggcctgg	ttagaggctg	gtttttctc	tttctcttg	gtcctcaaa	2880
ggcttgtagt	tttggctagt	cctgttctt	tggaaataca	cagtgtgtg	cagacagcct	2940
ccccctgtcc	cctctatgac	ctgcctcc	acaaatggga	aaaccagact	acttgggagc	3000
accgcctgtg	aaataccaac	ctgaagacac	cgttcattca	ggcaacgcac	aaaacagaaa	3060
atgaaggtgg	aacaagcaca	gatgttcttc	aactgtttt	gtctacactc	tttctctttt	3120
cctctaccat	gctgaaggct	gaaagacagg	aagatggtgc	catcagcaaa	tattattctt	3180
aattgaaaac	ttgaaatgtg	tatgttctt	actaattttt	aaaaatgtat	tccttgccag	3240
ggcaggcaag	gtggctcacg	cctgtaatcc	cagcacttca	ggaggctgag	gtgggcggat	3300
cacctgaggt	caggagtttg	agaccagcct	gatgaaaccc	tgtctctact	aaaaatacaa	3360
gaattagccg	ggcgtggtgg	cgcctgctg	tagtatcagc	tactcaagag	gctgagggtga	3420
gattatcgct	tgaaccag	aaacggaggt	tgtagtgtg	ggagatcgcg	ccactgcact	3480
ccagcctgag	tgacagagtg	agaatccatc	tcaaaaaaaaa	caaaaaaaca	aattgcttgc	3540
taaagaagtg	gtctcctgag	gtcttaagac	attcctgaca	gtgtcttgag	tgggtgggag	3600
agaggctgct	gtcattgctg	tgtggaattt	cacagatgag	aaccacgcct	agccaaaatc	3660
acttttctctg	tttgctcag	tgacacagct	gcagggaccc	tcgtgaggtg	tgtattaat	3720

-continued

aaatttgacc tttgctcttt gcagatctgt gaaatgttgt cttctgaggg gccacatgca 3780
tctatagtgc tgaggactcc ttgggcctct gaagtcacag agagaaccga gcaggctctat 3840
gtttttgttt tgttggtttg agacggagat tcgctcttgt tgccccggct ggactgcagc 3900
ggcgcaacct ctgctcaactg caacctccgc ctccctgggtt caagcagttc tectgtctca 3960
gcctcccag tagctgggat tacaggcaca tgtcaccacg cctggctaata tttgtattt 4020
ttagtagaga tggggtttca ccacgttggc caggctgatc tcgaatgctt gacctttggt 4080
gatctgcccc ccttgtcttc atgtgtgctc cacaggcctt tgggttggga ttgcaggcgt 4140
gagccaccat gccacgccta gactcttttg acaatatgat gaaagctggt ggttcctttc 4200
cccaacacac acacaccgag ttgtatcacg aaaatgtcat acaatttcca ggttttctga 4260
gtggtgggct cagattgagg tcaaggatc agacgacctc taacgacctt catgtctctg 4320
ttgatgatct ggggacagcc agatcccctg tgtccagga gttccttagt cccttgccac 4380
caccagagaa gggcaattgc cacgggagct gcaaagacc tattcctact cctgggtcct 4440
tacttatgca gcacgactga attttttgg tttgtttgtt ttgttgagac aggggcttgc 4500
tctgttccc aggttgagat gcagtgacc aacaatggct caccgcagcc tcgaaccct 4560
gggctcaagc gatcctccca tctcagcttc ctgggtagct gggaccagag gcgtgagccg 4620
ccatagctgg ctaattttta atttttttt tgcagagatg aggtttcacc atggtgccc 4680
ggctggtctc gaacttctgg gctcaagtga tctcctcc tggcctcgc aaagtgtgg 4740
gattgcagcc atgagccacc gccccggcc tgtggagcac acatgagttt aaaattactt 4800
tccctctgc ctatatttcc gaggaggaaa ctctcatgccc agggatcttt cttagtggat 4860
ttaatggcta aaaggtctgt ctgaatccag gacgctggct ttagccttcc tcggcagctg 4920
ccgtaacccc ggtgtctaaa cctgaagcat cccaggagca cccactccag gagttttctc 4980
ggcccgga ctcattagtt agagcgccct cttgtgttct catgtggtaa tcggctactg 5040
aaggacttaa aatggctcct agccaacaca cagtaaaact tttcctctt ctgaccccaa 5100
gaggtcagcc acccatttca tgagcatata ctggctgccc catcagcgtt ctctgattgg 5160
ctaactgaac ccactccccg acctagactc aagacaggcg aagtgacgct taggtcaaca 5220
ttcactcact aaagcaacga ctgtccggcg attttgtctc ccgctggttt tggaatggtg 5280
tctggagaca tttttggttgc tcacagctgg gtgggtgtgc tcccggcacc tgggtggtag 5340
aaaccaagca tgcctctaaa catcctacag gcacagaacc gtctcccacg accaagcatg 5400
atcaagtccc aaatgccaat aatggccagg ttgagaaact ctgcacagaa gcatccagtt 5460
atgtgtctgt ttgctcaaca agcttgtgct catcatgctc tgtgttctctg acgctgtgct 5520
gggtgttggc ggtgggaaga ttacaagagt cacatggcag ctgtcctcct ggaaggtaca 5580
accagtaga gatgcagact aacagagagc caattacaaa gcagtgtgac aagcgtcatg 5640
gtgaaaatt aaaagctcaa acaagggcac atgggagggg cttccaacac agactttggg 5700
ggatccagga aggtctaaga ggaagtggg tctcaccaaa gccttgacca taggcagagg 5760
gtaccagtgg aaaaggtggg gtgaagaaca ttgaggacaa aaggaagaag tgcaggaagg 5820
ccctgaggca agggagtggg ggtgcccctg gagggatggc agcagggcag tctgtcagac 5880
ccaagtggcc tccagcccta gaagccaatt agtctcctc aaaaagctgt cactgtcccc 5940
taagaattgc tgccaggctc ccaactggct gactcagctt ttgagagtct taaggaggag 6000

-continued

```

gtctctgaaa ggtacacacc aagaactctc cccagcacag ctgtttttaa gactctccac 6060
cagcgtcatt ggcgtgttgg gaagaaacc cctgccacag aggccagctt cagcctttgc 6120
ctaaccaccg aagggcaaat ggaaggtta acgggaagga gatgtctccc cagcaggcta 6180
tttgaggaca gtcttccctg cagaagatct caacctgggg tccacagagt ggaatgtta 6240
gagtagggag ctaggcaaac atgagcagga caggtgaggg cccccacagg aatgtcaggc 6300
taccatcagg tgatggtcag gtggttgtta aactgtctct gtaaaataat aattggttgc 6360
agccagctcc aagcaaggac agtctctcaa tagatacaa acacctgat ctggtgatca 6420
gccgcttccc gataagatct caggagctgg gcaagcagcc tggagcatgc gcaccaagag 6480
gcaaaatggc ggaatttaac cagtatatga cctaccttcc tctgggaacg cagcactggt 6540
aaggggaaaa atgctcaag tgagcatgcg cgcaacttca gtaatcacac tgtgcatgcg 6600
acccttcca agtgtggca ggtcaccaca tacgcggaca gcctgctgca agggaagaat 6660
caggggagat gagacgtaaa tcccagaact atgccaaata cataaaacc caagttaag 6720
gtcaggcagg gcacttagat ctctcaagtt gectgctga cccaagtga gtgtacttcc 6780
ttttgttct gctctaaaac ttttaataa actctcactc ctgctctaaa a 6831

```

<210> SEQ ID NO 28

<211> LENGTH: 2956

<212> TYPE: DNA

<213> ORGANISM: Homo sapiens

<220> FEATURE:

<223> OTHER INFORMATION: LBH glucocorticoid receptor-responsive gene

<400> SEQUENCE: 28

```

ggggctgagt gctcagtga gagcggggag ttgtgtccac cttgccgacg tcgctagccg 60
tggggctgtc ctgggaaggc ggacggcgag cgcccggtgt ccgcaactcg cgcctcgccg 120
tgcccgtctg cgcccgtgtc atcctcactc gggacgcagg gaccgttttt aaatcacagg 180
ggcgtgtgtc agcctgcctt aggacttcat gtctatatat tccccattc actgccccga 240
ctatctgaga tcggccaaga tgactgaggt gatgatgaac acccagccca tggaggagat 300
cggcctcagc ccccgcaagg atggccttct ctaccagatc tcccagacc cgtcagattt 360
tgaccgctgc tgcaaaactga aggaccgtct gccctccata gtggtggaac ccacagaagg 420
ggaggtggag agcggggagc tccggtggcc cctcaggag ttcctggtcc aggaggatga 480
gcaagataac tgcgaagaga cagcgaaga aaataaagag cagtagagtc cctgtggact 540
cccatgggtc ataccagcca gcactctgtc ctgaaactgt tttttccat catgacggaa 600
gaagagagtg agccgcaatt gttctgaaaa tgtcaaacga ggcttctggt ttgcacctgc 660
agatcaccga gttgggttct tttcttttct ttgccttttt ttttttttga aatttgccga 720
gcagtgagc cctctgacaa tttgcaaggc cctctgagaa aggaagctgc ttagagccag 780
ggggttagtg ggtgagggga gcgagtgtct tttttgagat cattatctga actcaggcag 840
cctagtagag gcagtggttg gattccaatg ggtcttgggt ggtgggaggt ggggcatgtg 900
caaagcaagc aaggaacatt tggggttaaga aaacaaacat gaggcaaaaag aaaaaataca 960
tgtttttaag aaaacattga gcagagaact gcagccagga tgcgctcagc agacattcac 1020
tctggctgct gggacatcag aaaacaaagt cttcatctct ctctccagtt tcaccaccc 1080
caccctttgc tttcatttca ggtgtgttgg tctatatgac agggaggaga gtaaaggaga 1140

```

-continued

```

gcaggagcaa ttggtgctt gcaaagccag ctggagggtga agtgcaggaa aggaaaggct 1200
accccatctt actccatggc ctctctgtct ccagctgtgg taggttcaca tagccagtgt 1260
gatcgggtttt taaggagcag tgcttttcag cttttctccc tgatataatc attttgtctc 1320
ccagcacttt ttaggagtag tgagagcact tectgccctt gttggaagcc ccagggtgga 1380
cactcagcac gaaggctctt cccttaactg ctgcccttcc aagacttgct cccgagatgg 1440
agtgggctgt gtcttccagg ctggcccttc cttctcctca ccgccacctt ccctgcccc 1500
gccccagcag ccattgggtac atgggtcccc agctcaccta tggattcccc ccagtctgcc 1560
cagctgcagt actcacgcc catgggggat cttggtctgt tttcttctgt ggagcctagt 1620
ggagagcaga cgtggctttt tatgtgtctt gttggggagg tgacttgcac ggtggggaca 1680
aggctgtcgt ggcaacctt ggatcgagtt tgagactaaa ggatgtcatg agatccctgg 1740
cttctcccca tgttgttccc ggacaagggc agaaggagg catggcaagg gacctctgct 1800
gtccttactc aacagtggct ctcacacctc cccacctccc actgcttctc gcaagggcac 1860
cagttgtatg aaaaagtgg cctttggact taggattctt tattgtagct aagagccatc 1920
tgaagcagca ggttgcagga caaatgctt agtccgccga gagcagtacc gtgtggccaa 1980
gaggtggact cagagccttc cttgagctaa actcggccaa ccaaggcacg cagcatgtcc 2040
ctcaggtctt ccagtcagtc caggttgacc ctcagttctg gacgtgtgta tatagctgta 2100
tttaatacct caaggtcatt gtggctctgg ggatgccggg gcaggaggac gaggtgctgc 2160
tgtggacaca gcagtcgccg gaattccgtt ctgggaagcc aatggctgcc gccaccctt 2220
gttctctccc tctgtgtctt gctgtgtgta cacacatcaa tggcaataac ttcttccaac 2280
tcctcgcaga agtgggagag gccggcagcc tgcaccgaga ggggcttccc tctctcttgc 2340
tccccgcttc gttctgtttt ggtgcagag agtggttcat ccatactctc attccctcgc 2400
ctccccctgt ggacgggggt cttgcctttt caattcctgt gttttggtgt cttcccttat 2460
ctgctaccct gaatcacctg tcctggtctt gctgtgtgat gggaacatgc ttgtaactg 2520
cgtaacaaat ctactttgtg tatgtgtctg tttatggggg tggtttatta tttttgtgg 2580
tccttagacc actttgtatg accgtttgca gtctgagcag gccaggggct gacagctaat 2640
gtcaggaccc tcagcgttgg agcctgctgg ggggaccag ctgctcttgg acaagtggct 2700
gagctcctat ctggcctcct cttttttttt ttttcaagta atttgtgtgt atttctaact 2760
gattgtattg aaaaaattcc tagtatttca gtaaaaatgc ctgttgtgag atgaacctcc 2820
tgtaacttct atctgttctt ttttgaggct cagggagaaa ctagcatttt ttttttcca 2880
aactactttt tgctactgtg acagttgtaa ataaagttt aaaatgcttt ccactctgaa 2940
aaaaaaaaaa aaaaaa 2956

```

<210> SEQ ID NO 29

<211> LENGTH: 2262

<212> TYPE: DNA

<213> ORGANISM: Homo sapiens

<220> FEATURE:

<223> OTHER INFORMATION: ST3GAL5 glucocorticoid receptor-responsive gene

<400> SEQUENCE: 29

```

ctggggagta atagcatggg caaccattat cctgtctcgc cgccaccag gacatggctt 60
ctgttccaat gccaaagttag tacacctatg tgaaactgag aagtgtatgc tcgaggcctt 120

```

-continued

cctgcaatg gtacaccoga gctcaaagca agatgagaag gccagcttg ttattaaaag 180
acatcctcaa atgtacattg cttgtgttg gagtgggat cctttatata ctcaagttaa 240
attatactac tgaagaatgt gacatgaaaa aaatgcatta tgtggaccct gaccatgtaa 300
agagagctca gaaatatgct cagcaagtct tgcagaagga atgtcgtccc aagtttgcca 360
agacatcaat ggcgctgtta tttgagcaca ggtatagcgt ggacttactc ccttttgtgc 420
agaaggcccc caaagacagt gaagctgagt ccaagtacga tcctcctttt gggttccgga 480
agttctccag taaagtccag accctcttgg aactcttgcc agagcacgac ctccctgaac 540
acttgaaagc caagacctgt cggcgctgtg tggttattgg aagcggagga atactgcacg 600
gattagaact gggccacacc ctgaaccagt tcgatgttgt gataaggta aacagtgcac 660
cagttgaggg atattcagaa catggtggaa ataaaactac tataaggatg acttatccag 720
agggcgacc actgtctgac cttgaatatt attccaatga cttatttgtt gctgttttat 780
ttaagagtgt tgatttcaac tggcttcaag caatggtaaa aaaggaaacc ctgccattct 840
gggtacgact cttcttttgg aagcaggtgg cagaaaaaat cccactgcag ccaaacatt 900
tcaggathtt gaatccagtt atcatcaaag agactgcctt tgacatcctt cagtactcag 960
agcctcagtc aaggttctgg ggcgagata agaactgccc cacaatcggg gtcattgccg 1020
ttgtcttagc cacacatctg tgcgatgaag tcagtttggc gggttttgga tatgacctca 1080
atcaaccag aacaccttg cactacttcg acagtcaatg catggctgct atgaacttc 1140
agaccatgca taatgtgaca acggaacca agttcctctt aaagctggc aaagaggag 1200
tggtgaaaga tctcagtgga ggcattgatc gtgaattttg aacacagaaa acctcagttg 1260
aaaatgcaac tctaactctg agagctgttt ttgacagcct tcttgatgta tttctccatc 1320
ctgcagatc tttgaagtgc agctcatgtt ttaactttt aatttaaaaa cacaaaaaaa 1380
atthtagctc tcccccttt ttttttcta tttatttgag gtcagtgttt gtttttgac 1440
accattttgt aaatgaaact taagaattga attgaaaga cttctcaaag agaattgtat 1500
gtaacgatgt tgtattgatt ttaagaaag taatttaatt tgtaaaactt ctgctcgttt 1560
acactgcaca ttgaatacag gtaactaatt ggaaggagag gggaggtcac tcttttgatg 1620
gtggccctga acctcattct ggttccctgc tgcgctgctt ggtgtgacct acggaggatc 1680
cactcccagg atgacgtgct ccgtagctct gctgctgata ctgggtctgc gatgcagcgg 1740
cgtgaggcct gggctggttg gagaaggta caaccctct ctggttggtc gccttctgct 1800
gaaagactcg agaaccaacc agggaagctg tcctggaggt ccctggtcgg agaggacat 1860
agaatctgtg acctctgaca actgtgaac caccctgggc tacagaaaac acagtcttcc 1920
cagcaattat tacaattctt gaattccttg gggatttttt actgcccttt caaagcactt 1980
aagtgttaga tctaactgtg tccagtgctt gtctgaggtg acttaaaaa tcagaacaaa 2040
acttctatta tccagagtca tgggagagta caccctttcc aggaataatg ttttgggaaa 2100
cactgaaatg aaatcttccc agtattataa attgtgatt taaaaaaaaa aaacttttct 2160
gaaatgcctac ctggcggtgt ataccaggca gtgtgccagt taaaaaagat gaaaaagaat 2220
aaaaactttt gaggaaaaaa aaaaaaaaaa aaaaaaaaaa aa 2262

<210> SEQ ID NO 30

<211> LENGTH: 4909

-continued

```

<212> TYPE: DNA
<213> ORGANISM: Homo sapiens
<220> FEATURE:
<223> OTHER INFORMATION: IL1R1 glucocorticoid receptor-responsive gene

<400> SEQUENCE: 30
tagacgcacc ctctgaagat ggtgactccc tectgagaag ctggaccocc tggtaaaaga      60
caaggccttc tccaagaaga atatgaaagt gttactcaga cttatttgtt tcatagctct      120
actgatttct tctctggagg ctgataaatg caaggaacgt gaagaaaaaa taatttttagt      180
gtcatctgca aatgaaattg atgttcgtcc ctgtcctctt aacccaaatg aacacaaagg      240
cactataact tggataaag atgacagcaa gacacctgta tctacagaac aagcctccag      300
gattcatcaa cacaaagaga aactttgggt tgttcctgct aaggtggagg attcaggaca      360
ttactattgc gtggaagaa attcatctta ctgcctcaga attaaaataa gtgcaaaatt      420
tgtggagaat gagcctaact tatgtataa tgcacaagcc atatttaagc agaaactacc      480
cgttgcagga gacggaggac ttgtgtgcc ttatatggag ttttttaaaa atgaaaaataa      540
tgagttacct aaattacagt ggtataagga ttgcaaacct ctacttcttg acaatataca      600
ctttagtgga gtcaaagata ggctcatcgt gatgaatgtg gctgaaaagc atagagggaa      660
ctatacttgt catgcatcct acacatactt gggcaagcaa taccctatta cccgggtaat      720
agaatttatt actctagagg aaaacaaacc cacaaaggct gtgattgtga gccacgctaa      780
tgagacaatg gaagtagact tgggatocca gatacaattg atctgtaatg tcaccggcca      840
gttgagtac attgcttact ggaagtggaa tgggtcagta attgatgaag atgaccacgt      900
gctaggggaa gactattaca gtgtggaaaa tccctgcaaac aaaagaagga gtaccctcat      960
cacagtgcct aatatacgg aaattgaaag tagattttat aaacatccat ttacctgttt      1020
tgccaagaat acacatggta tagatgcagc atatatccag ttaatatac cagtcactaa      1080
tttcagaag cacatgattg gtatatgtgt cacggtgaca gtcataattg tgtgttctgt      1140
tttcatctat aaaatcttca agattgacat tgtgctttgg tacagggatt cctgctatga      1200
ttttctcca ataaaagctt cagatggaaa gacctatgac gcatatatac tgtatccaaa      1260
gactgttggg gaagggtcta cctctgactg tgatattttt gtgtttaaag tcttgctgta      1320
ggtcttgaa aacagtggtg gatataagct gttcatttat ggaagggatg actacgttgg      1380
ggaagacatt gttgaggtca ttaatgaaaa cgtaagaaa agcagaagac tgattatcat      1440
tttagtcaga gaaacatcag gcttcagctg gctgggtggt tcatctgaag agcaaatagc      1500
catgtataat gctcttgttc aggatggaat taaagttgtc ctgcttgagc tggagaaaat      1560
ccaagactat gagaaaatgc cagaatcgat taaattcatt aagcagaaac atggggctat      1620
ccgctggtca ggggacttta cacagggacc acagtctgca aagacaaggt tctggaagaa      1680
tgtcaggtac cacatgccag tccagcgagc gtcaccttca tctaacacc agttactgtc      1740
accagccact aaggagaaac tgcaaagaga ggctcacgtg cctctcgggt agcatggaga      1800
agttgccaa agttctttag gtgcctcctg tcttatggcg ttgcaggcca ggttatgcct      1860
catgctgact tgcagagttc atggaatgta actatatcat cctttatccc tgaggtcacc      1920
tggaatcaga ttattaaggg aataagccat gacgtcaata gcagcccagg gcacttcaga      1980
gtagagggct tgggaagatc ttttaaaaag gcagtaggcc cgggtgtggtg gctcacgcct      2040
ataatcccag cactttggga ggctgaagtg ggtggatcac cagaggtcag gagttcgaga      2100

```

-continued

ccagcccagc	caacatggca	aaaccccatc	tctactaaaa	atacaaaaat	gagctaggca	2160
tggtggcaca	cgctgtaat	cccagctaca	cctgaggetg	aggcaggaga	attgcttgaa	2220
ccggggagac	ggaggttgca	gtgagccgag	tttggggccac	tgcactctag	cctggcaaca	2280
gagcaagact	ccgtctcaaa	aaaagggcaa	taaattgcct	ctctgaaatg	ttgaactgcc	2340
aagaaaaggc	atggagacag	cgaactagaa	gaaagggcaa	gaaggaaata	gccaccgtct	2400
acagatggct	tagttaagtc	atccacagcc	caagggcggg	gctatgcctt	gtctggggac	2460
cctgtagagt	cactgaccct	ggagcggctc	tectgagagg	tgetgcagge	aaagtgagac	2520
tgacacctca	ctgaggaagg	gagacatatt	cttgagaaac	tttccatctg	cttgatattt	2580
ccatacacat	cccagccag	aagttagtg	ccgaagaccg	aattttattt	tacagagctt	2640
gaaaactcac	ttcaatgaac	aaagggatc	tccaggatc	caaagttttg	aagtcattct	2700
agctttccac	aggagggaga	gaacttaaaa	aagcaacagt	agcagggaat	tgatccactt	2760
cttaatgctt	tcctccctgg	catgaccatc	ctgtcctttg	ttattatcct	gcatttttacg	2820
tctttggagg	aacagctccc	tagtggcttc	ctccgtctgc	aatgtccctt	gcacagccca	2880
cacatgaacc	atccttccca	tgatgcoct	cttctgtcat	cccgtcctg	ctgaaacacc	2940
tcccaggggc	tccacctgtt	caggagctga	agcccatgct	ttcccaccag	catgtcactc	3000
ccagaccacc	tcctgcoct	gtcctccage	ttccctcgc	tgtcctgctg	tgtgaattcc	3060
caggttgcc	tggtggccat	gtcgcctgcc	cccagcactc	ctctgtctct	gctcttgctt	3120
cgacccttc	tcctcctttg	cctaggaggc	cttctcgc	tttctctagc	tgatcagaat	3180
tttaccaaaa	ttcagaacat	cctccaatc	cacagtctct	gggagacttt	ccetaagagg	3240
cgacttctc	tccagccttc	tctctctggt	caggcccact	gcagagatgg	tggtgagcac	3300
atctgggagg	ctggtctccc	tccagctgga	attgctgctc	tctgagggag	aggctgtggt	3360
ggctgtctct	gtccctcact	gccttccagg	agcaatttgc	acatgtaaca	tagatttatg	3420
taatgcttta	tgtttaaaaa	cattccocaa	ttatcttatt	taatttttgc	aattattcta	3480
attttatata	tagagaaagt	gacctatttt	ttaaaaaat	cacactctaa	gttctattga	3540
acctaggact	tgagcctcca	tttctggctt	ctagtctggt	gttctgagta	cttgatttca	3600
ggtcaataac	ggtccccct	cactccacac	tggcacgttt	gtgagaagaa	atgacatttt	3660
gctaggaagt	gaccgagtct	aggaatgctt	ttattcaaga	caccaaattc	caaaacttcta	3720
aatgttgaa	ttttcaaaaa	ttgtgttttag	attttatgaa	aaactcttct	actttcatct	3780
attctttccc	tagaggcaaa	catttcttaa	aatgtttcat	tttcattaaa	aatgaaagcc	3840
aaatttatat	gccaccgatt	gcaggacaca	agcacagttt	taagagtgtg	atgaacatgg	3900
agaggacttt	tggtttttat	atttctogta	tttaatatgg	gtgaacacca	acttttattt	3960
ggaataataa	ttttcctcct	aaacaaaaac	acattgagtt	taagtctctg	actcttgctt	4020
ttccacctgc	tttctcctgg	gcccgtttg	cctgcttgaa	ggaacagtgc	tgttctggag	4080
ctgctgttcc	aacagacagg	gcctagcttt	catttgacac	acagactaca	gccagaagcc	4140
catggagcag	ggatgtcacg	tcttgaaaag	cctattagat	gttttcaaaa	tttaattttg	4200
cagattattt	tagtctgtca	tccagaaaat	gtgtcagcat	gcatagtgtt	aagaaagcaa	4260
gccaatattg	aaacttaggt	tagtgacaaa	attggccaga	gagtgggggt	gatgatgacc	4320
aagaattaca	agtagaatgg	cagctggaat	ttaaggaggg	acaagaatca	atggataagc	4380

-continued

```

gtgggtggag gaagatccaa acagaaaagt gcaaagttat tccccatctt ccaagggttg 4440
aattctggag gaagaagaca cattcctagt tccccgtgaa ctcccttga cttattgtcc 4500
ccactaaaac aaaacaaaaa accttttaatg ccttccacat taattagatt ttcttgcaat 4560
ttttttatgg cattttttta aagatgccct aagtgttgaa gaagagtttg caaatgcaac 4620
aaaaatattta attaccgggt gttaaaactg gtttagcaca atttatattt tccctctctt 4680
gcctttctta tttgcaataa aaggattga gccatttttt aaatgacatt tttgataaat 4740
tatgtttgta ctagtgtgat aaggagtttt ttttaacctg tttatataat tttgcagcag 4800
aagccaaatt tttgtatat taaagcacca aattcatgta cagcatgcat cacggatcaa 4860
tagactgtac ttattttcca ataaaatttt caaactttgt actgttaaa 4909

```

<210> SEQ ID NO 31

<211> LENGTH: 2210

<212> TYPE: DNA

<213> ORGANISM: Homo sapiens

<220> FEATURE:

<223> OTHER INFORMATION: BIN1 glucocorticoid receptor-responsive gene

<400> SEQUENCE: 31

```

cgccccctc cctctcgcg gacctggcgg tgccggcgcc cggagtggcc ctttaaaagg 60
cagcttattg tccggagggg gcgggcgggg ggcgcccacc gcgccctgag gcccgggccc 120
tccccctctc ctccctctgt ccccgctcgc ctccgctggc agctcctggg ctccctcgc 180
cgtccggcgc acgctccgcc tccgctcagtt ggctccgctg tcgggtgcgc ggcgtggagc 240
ggcagccggg ctggacgcgc ggcgggggct gggggctggg agcgcggcgc gcaagatctc 300
cccgcgcgag agcggccctt gccaccgggc gaggcctcgc ccgcgatggc agagatgggc 360
agtaaagggg tgacggcggg aaagatcgcc agcaacgtgc agaagaagct caccgcgcgc 420
caggagaagg ttctccagaa gctggggaag gcagatgaga ccaaggatga gcagtttgag 480
cagtgcgtcc agaatttcaa caagcagctg acggagggca cccggctgca gaaggatctc 540
cggacctacc tggcctcctg caaagccatg cacgaggctt ccaagaagct gaatgagtg 600
ctgcaggagg tgtatgagcc cgattggccc ggcagggatg aggcacacaa gatcgagag 660
aacaacgacc tgctgtggat ggattaccac cagaagctgg tggaccaggc gctgctgacc 720
atggacacgt acctgggcca gttccccgac atcaagtca cgcattgcaa gcggggggcg 780
aagctggtgg actacgacag tgcccggcac cactacgagt cccttcaaac tgccaaaaag 840
aaggatgaag ccaaaattgc caaggccgag gaggagctca tcaagccca gaagggtgtt 900
gaggagatga atgtggatct gcaggaggag ctgccgtccc tgtggaacag ccgcgtaggt 960
ttctacgtca acacgttcca gagcatcgcg ggcctggagg aaaacttcca caaggagatg 1020
agcaagctca accagaacct caatgatgtg ctggtcggcc tggagaagca acacgggagc 1080
aacaccttca cgtcaaggc ccagcccaga aagaaaagta aactgttttc gcggctgcgc 1140
agaaagaaga acagtgacaa cgcgcctgca aaagggaaca agagcccttc gcctccagat 1200
ggctccccct cgcaccctcc cgagatcaga gtcaaccacg agccagagcc ggccggcggg 1260
gccacgcccc gggccacctt ccccaagtcc ccatctcagc cagcagagge ctggaggtg 1320
gctgggtggg cccaacctgc ggctggagcc caggagccag gggagacggc ggcaagtga 1380
gcagcctcca gctctcttcc tgctgtcgtg gtggagacct tcccagcaac tgtgaatggc 1440

```

-continued

```

accgtggagg gcggcagtgg ggcgggcgc ttggacctgc cccaggttt catgttcaag 1500
gtacaggccc agcacgacta cacggcact gacacagacg agctgcagct caaggctggt 1560
gatgtggtgc tggatgctcc cttccagaac cctgaagagc aggatgaagg ctggctcatg 1620
ggcgtgaagg agagcgactg gaaccagcac aaggagctgg agaagtgcg tggcgtcttc 1680
cccgagaact tcactgagag ggtcccatga cggcggggcc caggcagcct ccgggcgtgt 1740
gaagaacacc tcctcccgaa aatgtgtgg ttctttttt tgttttgtt tcgtttttca 1800
tcttttgaag agcaaggga aatcaagagg agaccccag gcagaggggc gttctcccaa 1860
agattaggtc gttttccaaa gagcccgctc ccggcaagtc cggcgaatt caccagtgtt 1920
cctgaagctg ctgtgtctc tagttgagtt tctggcgccc ctgectgtgc ccgatgtgt 1980
gcctggccgc agggcggggc tggggctgc cgagccacca tgettgcctg aagcttcggc 2040
cgcccccacc gggcaagggt cctcttttcc tggcagctgc tgtgggtggg gccagacac 2100
cagcctagcc tggctctgcc ccgcagacgg tctgtgtgct gtttgaatat aatcttagt 2160
gttcaaaaca aatgaaaca aaaaaaaaaat gataaaaact ctcaaaaaa 2210

```

<210> SEQ ID NO 32

<211> LENGTH: 4664

<212> TYPE: DNA

<213> ORGANISM: Homo sapiens

<220> FEATURE:

<223> OTHER INFORMATION: WIPF1 glucocorticoid receptor-responsive gene

<400> SEQUENCE: 32

```

gcagcctccc ggcgctgagc gcttttctc cccgcccgc tcagccctgc ggaccccggg 60
agaagtttcc cagaaaaaat gccagcgcg gcgcggggct gcggagtcgt ccggagccgc 120
tgcccgatgt atcagcaaga ctgttgaaac cataactgcc caagatgcct gtccctcccc 180
ctccagcacc cccgcccgcc ccgacgtttg cactggccaa tacagagaag cctaccttga 240
ataagacaga gcaggctggg agaaatgctc tcctttctga tatcagcaaa ggaagaaac 300
taaagaagac ggtcaccaat gacagaagtg caccaatact ggacaaacct aaaggagctg 360
gtgctggagg cgggtggtgt ggttttggg gaggcggcgg atttggcggg ggaggtggtg 420
gcggaggcgg tggaaagttt ggagggggcg gacctccagg tctgggagga ttgttccagg 480
ctggaatgcc gaagctgaga tccacggcca acagggataa tgattctgga ggaagccgac 540
caccattggt gccaccggga ggaagatcca catctgcgaa acccttttca cccccaagt 600
gccaggggag gtttctctg ccttctccag gccacagaag tggccccca gacctcaga 660
ggaaccgaat gccgcccaca agcccgcag tgggctcaaa gcctgatagc attcctcctc 720
cagtacctag tactccaaga ccattcaat caagtccga caaccggggg tccccaccag 780
tgcccggagg cccagggcag ccagcccgc ggcccactcc tcccccttc cctgaaacc 840
gcggcactgc tttgggagga ggtcaatac gtcagtcccc cttgagctcc tcctcgcct 900
tctccaaccg gcctcccctg ccgcctacc ccagcaggc cttggatgac aaaccccctc 960
caccacctcc tccagtgggc aacaggccct ccattccag ggaagcgggt cccctcctc 1020
ctcctcagaa caacaagcct ccagtgcct ccaactccgc gccttcggcc tectcacag 1080
ccccacctcc gccgccacct ccagcaggc ccgggcccgc tcctctgct ccaagttcca 1140
gcggcaatga cgaaacccca agactccac agcggaatct gtcctcagt tcgtccacgc 1200

```

-continued

ccccgttacc ttgccagga cgttcaggtc ctcttctccc cccgccagtg gagagacccc 1260
cacctccagtg gagggacccg ccaggccgat caggccccct cccaccacct cctccagtaa 1320
gcagaaacgg cagcacatct cgggccctgc ctgctacccc tcagttgcca tccaggagtg 1380
gagtagacag tcccaggagt ggaccaggc ctcccctccc tctgatagg cccagtgctg 1440
gggcacctcc cccacctcca ccatcaacat ctattagaaa tggcttccaa gactctccat 1500
gtgaagatga gtgggaaagc agattctact tccatccgat ttccgatttg ccacctccag 1560
agccatagtg acaaacgacc aaaagtatac ccagcaaac ggcaagaaac gaaagccgga 1620
gtgatccaa ccgaagagaa aggggtgctc caccactccc tcccatccc aggtgatctt 1680
tgcctgctct tctctacca agctcaagag ctgcttctgt tgctatctaa gaactgcata 1740
ccctctccc tgettcttc cttgtgctc atgtatggc aggaggaaag gtgggagggg 1800
gagtgggaat atcgtgtgt ggggtgggaat cggtaagaaa tgcacctagc tttcatatt 1860
gtgtttatc tccaggctat tgcttgctc agctgcagcc tgctgtgct ggctgctggg 1920
gtcgataggc tttgtcgta ataggcagag atgacttgc tccagcttt ccaccaacca 1980
aattcaaaac ttcactgctt atttgttaca gactgtaatt attaaagtcc ctgagagctg 2040
ttttctccc ttccttttc gcatgcttg cctctctct gttctatga accacagacc 2100
acctaagcaa gctgctgagt aagggtcac tggaaactg cagtcacagg atgtccaatc 2160
tttggcagtc cgagcttggc tctaggacag agctgtccaa tagaaatata atgtgagccc 2220
catatacaat tttacatct ctaatatatt ttaaacaagt gaagttaata tgcatacaaa 2280
atatttcaac ctgtaatcaa cataaaattt taatgagata ttttatatta ttttttgta 2340
ctgaatctc aaaatccaga gtgtatttta cacttaccgc acatctccat tcagactagt 2400
cacattttta agtctcagtg agccacatgt ggctggggc tactggatta gacagcacga 2460
gtctggaaga tggaaagctag tgcagaaacc tcttgtttaa aaaacaaaa aggcaagatg 2520
ggcttgagcg attcaagagg caactaaaa taaaattagg acccagcacc ttgtttgaca 2580
cacagtttga ccttcgattt tctccctta acttccctc tcccttaata tctgtataca 2640
agtgttgctt caaagtacca aggtcagaaa ttgattcagt acggtttact aaagtcatgt 2700
ggaataaagc cattgaaac aaatgaaag cctgtcggga cttctgggct cagaaccagc 2760
tggctcacgc actccacttg tcagctggac ttctgccttg tgaatggaa gcagcctttg 2820
ttcctttctg gctgagcaag ctctgaggc tgggagagac taggaaggct tggtaggagg 2880
ggaaaaagt caggaaaaga tatcaaatca gaaacatgga agaagaaggg aaccgatttg 2940
agtgtgggg caaaactcta aaaactaaa tctgatgctt atgtaagggt tgagcgaatt 3000
aggagagatt ctagtggaaa ttggagggaa tttgttttgc atcatttgc taggatctat 3060
gcaaatatag ctccactaaa ggaccatagg gaagagccag ccttgccttt tcttatatga 3120
ttttgtttac aaaattttac tgggactttt aaatctagct atagagttgg gaaaaaatat 3180
ttccacttag atattttaca tggttttgtt taaaattacc attacttgtt ttttaaaaac 3240
acatgaccac atagtatat gtatatctac ctaaacattg tatcatgggt tcagtatggt 3300
attcatgtat tactgggaga tgctaccaag aaaccaacc aaagaaaatt ctgaaaaata 3360
catttctatt tatagaataa atgtttcatt tataataaag caaaagaact tagagttcta 3420
ataaatggga tgtctaataa attatgaagt tactgatttg aatatattat atttttataa 3480

-continued

```

cttccttgcc aaagtectga tttagtacat tagagaacct gtgtttcctc tctcctctac 3540
cattcatctc tcttccatac agtcatttgg gctttttact caaagagaat caagaaataa 3600
taaggataaa caagcttggc aaagtgttgg ctttttaaaa aaaaattttt ttaatctcta 3660
gcagtttggg aatttagcag catcatttat ttgggattct tttatctgat ttcaacagtg 3720
aaaaacatcc ctatgataaa gcctaatac ccatctcaca aaagatggaa ttgccccttc 3780
ctagaaaata tgacggagaa aagtctgact cagagaaagt gagtctgaat tttataaggg 3840
gtagtaagaa ttggacaatt cctttgcata tctgaacttg gcaggtagcg ttctaaatct 3900
gaaacagggt gatagctcaa agttgccatt catccagaat agattgtttt agaattagtg 3960
gtttaagtga ctgtttcatt aatacaccta caccctttct ttgaaagtgt gcaacctaata 4020
tgcatctaaa actatgaata agttctgtgg taaaatctta aactatggaa aattacaaaa 4080
atgaattttt cttccctgaa atcagagctt acatgtgtgt tttttataa cattttcaga 4140
taaatgtatt caacatgtaa tacagtattt taacattcac ctcttatttt atattgaaat 4200
gtattacagt attaaaaact agtgttcagt atttatttca ctatgcattt tatttagtaa 4260
aagccaggag aaatgtttaa tccaatggtg ccttaacttg tgatttaaaa gaaatcaact 4320
tttttttatg tctaagtagt agattatttg catatttcta aaaactgtta ggtcctttata 4380
ttttaaagtg taataccagt tttgttattt tagtagcaga aatgggatga ttgttaaagt 4440
tccccaaaaa tgttggcatg aaattaattt ttccctcctt atagtcaagg accgtagagg 4500
aagaaaaact ttttttcat accatgcact atgtaaacag acacattttg ctatctgtgt 4560
catcaggata gtgtaagtgg taggtagag actacocctag acatctgcac ctttgaagt 4620
tagccagaca ataaagaaaa gcagaatgaa aaaaaaaaaa aaaa 4664

```

<210> SEQ ID NO 33

<211> LENGTH: 1166

<212> TYPE: DNA

<213> ORGANISM: Homo sapiens

<220> FEATURE:

<223> OTHER INFORMATION: TPPI glucocorticoid receptor-responsive gene

<400> SEQUENCE: 33

```

attccaact gccagtgatc tctgaagcgg actctgaggc tccctctttg ctctaacaga 60
cagcagcgac tttaggctgg ataatagtca aattcttacc tcgctcttcc actgctagta 120
agatcagatt gcgtttcttt cagttactct tcaatgccca gtttcttgat ctgcttctaa 180
aagaagaagt agagaagata aatcctgtct tcaatacctg gaaggaaaaa caaataaacc 240
tcaactccgt tttgaaaaaa acattccaag aactttcacc agagatttta cttagatgat 300
ttacacaatg aagaaagtac atgcaacttg ggctctctga tgccctgctgc ttaatcttgc 360
ccctgccctt cttaatgctg attctgagga agatgaagaa cacacaatta tcacagatac 420
ggagttgcc aactgaaac ttatgcattc attttgtgca ttcaaggcgg atgatggccc 480
atgtaaagca atcatgaaaa gatttttctt caatatttcc actcgacagt gcgaagaatt 540
tatatatggg ggatgtgaag gaaatcagaa tcgatttgaa agtctggaag agtgcaaaaa 600
aatgtgtaca agagataatg caaacaggat tataaagaca acattgcaac aagaaaagcc 660
agatttctgc tttttggaag aagatcctgg aatatgtcga ggttatatta ccaggtattt 720
ttataacaat cagacaaaac agtgtgaacg tttcaagtat ggtggatgcc tgggcaatat 780

```

-continued

gaacaatttt gagacactgg aagaatgcaa gaacatttgt gaagatggtc cgaatggttt	840
ccagtgatggt aattatggaa cccagctcaa tgctgtgaat aactccctga ctccgcaatc	900
aaccaaggtt cccagccttt ttgttacaaa agaaggaaca aatgatgggtt ggaagaatgc	960
ggctcatatt tacciaagtct ttctgaacgc cttctgcatt catgcatcca tgttctttct	1020
aggattggat agcatttcat gcctatgtta atatttgtgc ttttggcatt tccttaatat	1080
ttatatgtat acgtgatgcc tttgatagca tactgctaataa aaagttttaa tatttacatg	1140
catagtaaaa aaaaaaaaaa aaaaaa	1166

<210> SEQ ID NO 34

<211> LENGTH: 8449

<212> TYPE: DNA

<213> ORGANISM: Homo sapiens

<220> FEATURE:

<223> OTHER INFORMATION: FN1 glucocorticoid receptor-responsive gene

<400> SEQUENCE: 34

gcccgcgccc gctgtgctgc acagggggag gagagggaac cccagggcgcg agcgggaaga	60
ggggacctgc agccacaact tctctggccc tctgcatccc ttctgtccct ccaccctcc	120
ccttccccac cctctggccc ccaccttctt ggagggcaca acccccggga ggcattagaa	180
gggatttttc ccgaggttg cgaagggaaag caaacttggg ggcaacttgc ctcccgttgc	240
gggcgtctct cccccaccgt ctcaacatgc ttaggggtcc ggggcccggg ctgctgctgc	300
tggccgtcca gtgctctggg acagcgggtgc cctccacggg agcctcgaag agcaagaggc	360
aggctcagca aatggttcag cccagctccc cgggtgctgt cagtcaaagc aagcccgtt	420
gttatgacaa tggaaaacac tatcagataa atcaacagtg ggagcggacc tacctaggca	480
atgctgttgg ttgtacttgt tatggaggaa gccaggttt taactgcgag agtaaacctg	540
aagctgaaga gacttgcctt gacaagtaca ctgggaacac ttaccgagtg ggtgacactt	600
atgagcgtcc taaagactcc atgatctggg actgtacctg catcggggct gggcgagggg	660
gaataagctg taccatcgca aaccgctgcc atgaaggggg tcagtcctac aagattgggtg	720
acacctggag gagaccacat gagactgggt gttacatgtt agagtgtgtg tgtcttggtg	780
atggaaaagg agaatggacc tgcaagccca tagctgagaa gtgttttgat catgctgctg	840
ggacttccta tgtggtcgga gaaacgtggg agaagcccta ccaaggctgg atgatggtag	900
attgtacttg cctgggagaa ggcagcggac gcatcacttg cacttctaga aatagatgca	960
acgatcagga cacaaggaca tcctatagaa ttggagacac ctggagcaag aaggataatc	1020
gaggaaacct gctccagtgc atctgcacag gcaacggccg aggagagtgg aagtgtgaga	1080
ggcacacctc tgtgcagacc acatcgagcg gatctggccc cttcaccgat gttcgtgcag	1140
ctgtttacca accgcagcct cccccccagc ctctcccta tggccactgt gtcacagaca	1200
gtggtgtggt ctactctgtg gggatgcagt ggctgaagac acaaggaat aagcaaatgc	1260
tttgacgtg cctgggcaac ggagtcagct gccaaagagac agctgtaacc cagacttacg	1320
gtggcaactc aaatggagag ccattgtgtct taccattcac ctacaatggc aggacgttct	1380
actctgcac cacagaaggc cgacaggacg gacatctttg gtgcagcaca acttcaaat	1440
atgagcagga ccagaaatac tctttctgca cagaccacac tgttttgggt cagactcgag	1500
gaggaaatc caatgggtgc ttgtgccact tccccttct atacaacaac cacaattaca	1560

-continued

ctgattgcac	ttctgagggc	agaagagaca	acatgaagtg	gtgtgggacc	acacagaact	1620
atgatgccga	ccagaagttt	gggttctgcc	ccatggctgc	ccacgaggaa	atctgcacaa	1680
ccaatgaagg	ggcatgtac	cgcattggag	atcagtggga	taagcagcat	gacatgggtc	1740
acatgatgag	gtgcacgtgt	gttgggaatg	gtcgtgggga	atggacatgc	attgcctact	1800
cgcagcttcg	agatcagtgc	attgttgatg	acatcactta	caatgtgaac	gacacattcc	1860
acaagcgtca	tgaagagggg	cacatgctga	actgtacatg	cttcggtcag	ggtcggggca	1920
ggtggaagtg	tgatcccgtc	gaccaatgcc	aggattcaga	gactgggacg	ttttatcaaa	1980
ttggagattc	atgggagaag	tatgtgcatg	gtgtcagata	ccagtgtctac	tgctatggcc	2040
gtggcattgg	ggagtggcat	tgccaacctt	tacagaccta	tccaagetca	agtggctcctg	2100
tgaagatt	tatactgag	actccgagtc	agcccaactc	ccaccccatc	cagtggaatg	2160
caccacagcc	atctcacatt	tccaagtaca	ttctcaggtg	gagacctaaa	aattctgtag	2220
gccgttgaa	ggaagctacc	ataccaggcc	acttaaactc	ctacaccatc	aaaggcctga	2280
agcctgggtg	ggtatacgag	ggccagctca	tcagcatcca	gcagtacggc	caccaagaag	2340
tgactcgctt	tgacttcacc	accaccagca	ccagcacacc	tgtgaccagc	aacaccgtga	2400
caggagagac	gactcccctt	tctcctcttg	tggccacttc	tgaatctgtg	accgaaatca	2460
cagccagtag	ctttgtggtc	tctgggtct	cagcttccga	caccgtgtcg	ggattccggg	2520
tggaatatga	gctgagtgag	gagggagatg	agccacagta	cctggatctt	ccaagcacag	2580
ccacttctgt	gaacatccct	gacctgcttc	ctggccgaaa	atacattgta	aatgtctatc	2640
agatatctga	ggatggggag	cagagtttga	tctgtctac	ttcacaaca	acagcgctg	2700
atgccctcc	tgacccgact	gtggaccaag	ttgatgacac	ctcaattggt	gttcgctgga	2760
gcagacccca	ggctcccctc	acagggta	caaatgteta	ttcgccatca	gtagaaggta	2820
gcagcacaga	actcaacctt	cctgaaactg	caaactccgt	cacctcagtc	gacttgcaac	2880
ctggtgttca	gtataacatc	actatctatg	ctgtggaaga	aaatcaagaa	agtacacctg	2940
ttgtcattca	acaagaaacc	actggcacc	cacgctcaga	tacagtgcc	tctcccaggg	3000
acctgcagtt	tgtggaagtg	acagacgtga	aggtcaccat	catgtggaca	ccgcctgaga	3060
gtgcagtgac	cggtaccgt	gtggatgtga	tccccgtcaa	cctgcctggc	gagcacgggc	3120
agaggctgcc	catcagcagg	aacaccttg	cagaagtca	cgggctgtcc	cctgggggtca	3180
cctattactt	caaagtcttt	gcagtgagcc	atgggagggg	gagcaagcct	ctgactgctc	3240
aacagacaac	caaactggat	gctcccacta	acctccagtt	tgtcaatgaa	actgattcta	3300
ctgtcctggt	gagatggact	ccacctcggg	cccagataac	aggataccga	ctgacctggg	3360
gccttaccgg	aagaggacag	cccaggcagtc	acaatgtggg	tccctctgtc	tccaagtacc	3420
cactgaggaa	tctgcagcct	gcactgtgagtc	acaccgtatc	cctcgtggcc	ataaagggca	3480
accaagagag	ccccaaagcc	actggagtct	ttaccacact	gcagcctggg	agctctattc	3540
caccttaca	caccgaggtg	actgagacca	ccattgtgat	cacatggacg	cctgctccaa	3600
gaattggttt	taagctgggt	gtacgaccaa	gccagggagg	agaggcacca	cgagaagtga	3660
cttcagactc	aggaagcacc	ggtgtgtccg	gcttgactcc	aggagttaga	tacgtctaca	3720
ccatccaagt	cctgagagat	ggacaggaaa	gagatgcgcc	aattgtaaac	aaagtgggtga	3780
caccattgtc	tccaccaaca	aacttgcatc	tggaggcaaa	ccctgacact	ggagtgtca	3840

-continued

cagtctcctg	ggagaggagc	accaccccag	acattactgg	ttatagaatt	accacaacce	3900
ctacaaacgg	ccagcagggg	aattctttgg	aagaagtggg	ccatgctgat	cagagctcct	3960
gcacttttga	taacctgagt	cccggcctgg	agtacaatgt	cagtgtttac	actgtcaagg	4020
atgacaagga	aagtgtccct	atctctgata	ccateatccc	agctgttccct	cctcccactg	4080
acctgcgatt	caccaacatt	ggtccagaca	ccatgcgtgt	cacctgggct	ccacccccat	4140
ccattgattt	aaccaacttc	ctgggtcgtt	actcacctgt	gaaaaatgag	gaagatggtg	4200
cagagtgtgc	aatttctcct	tcagacaatg	cagtggctct	aacaaatctc	ctgcctggta	4260
cagaatatgt	agtgagtgtc	tccagtgtct	acgaacaaca	tgagagcaca	cctcttagag	4320
gaagacagaa	aacaggtcct	gattccccaa	ctggcattga	cttttctgat	attactgcca	4380
actcttttac	tgtgcaactg	attgctctc	gagccaccat	cactggctac	aggatccgcc	4440
atcatcccga	gcacttcagt	gggagacctc	gagaagatcg	ggtgcccac	tctcggaatt	4500
ccatcacctc	caccaacctc	actccaggca	cagagtatgt	ggtcagcatc	gttgctctta	4560
atggcagaga	ggaaagtccc	ttattgattg	gccacaacac	aacagtttct	gatgttccga	4620
gggacctgga	agttgttctc	gcgaccccc	ccagcctact	gatcagctgg	gatgctctg	4680
ctgtcacagt	gagatattac	aggatcactt	acggagagac	aggaggaat	agccctgtcc	4740
aggagtccac	tgtgcctggg	agcaagtcta	cagctaccat	cagcggcctt	aaacctggag	4800
ttgattatac	catcactgtg	tatgctgtca	ctggccgtgg	agacagcccc	gcaagcagca	4860
agccaatttc	cattaattac	cgaacagaaa	ttgacaaaac	atcccagatg	caagtgaccg	4920
atgttcagga	caacagcatt	agtgtaagc	ggctgccttc	aagttccctc	gttactgggt	4980
acagagtaac	caccactccc	aaaaatggac	caggaccaac	aaaaactaaa	actgcaggct	5040
cagatcaaac	agaaatgact	attgaaggct	tcagccccac	agtgagatg	gtggttagtg	5100
tctatgctca	gaatccaagc	ggagagagtc	agcctctggg	tcagactgca	gtaaccaaca	5160
ttgatcgcgc	taaaggactg	gcattcactg	atgtggatgt	cgattccatc	aaaattgctt	5220
gggaaagccc	acaggggcaa	gtttccaggt	acagggtgac	ctactcgagc	cctgagggatg	5280
gaatccatga	gctattccct	gcacctgatg	gtgaagaaga	cactgcagag	ctgcaaggcc	5340
tcagaccggg	ttctgagtac	acagtcagtg	tggttgcttc	gcacgatgat	atggagagcc	5400
agcccctgat	tggaaaccag	tccacagcta	ttcctgcacc	aactgacctg	aagttcactc	5460
aggtcacacc	cacaagcctg	agcgcaccag	ggacaccacc	caatgttcag	ctcactggat	5520
atcgagtgcg	ggtgaccccc	aaggagaaga	ccggaccaat	gaaagaaatc	aaccttgctc	5580
ctgacagctc	atccgtgggt	gtatcaggac	ttatgggtgg	caccaaatac	gaagtgagtg	5640
tctatgctct	taaggacact	ttgacaagca	gaccagctca	gggagttgtc	accactctgg	5700
agaatgtcag	cccaccaaga	agggtctgtg	tgacagatgc	tactgagacc	accatcacca	5760
ttagctggag	aaccaagact	gagacgatca	ctggcttcca	agttgatgcc	gttccagcca	5820
atggccagac	tccaatccag	agaacatca	agccagatgt	cagaagctac	accatcacag	5880
gtttacaacc	aggcaactgac	tacaagatct	acctgtacac	cttgaatgac	aatgctcgga	5940
gctcccctgt	ggteactgac	gctccactg	ccattgatgc	accatccaac	ctgcttttcc	6000
tgccaccac	acccaattcc	ttgctgggat	catggcagcc	gccacgtgcc	aggattaccg	6060
gctacatcat	caagtatgag	aagcctgggt	ctcctcccag	agaagtggtc	cctcgccccc	6120

-continued

gccctggtgt cacagaggct actattactg gcctggaacc gggaaaccgaa tatacaattt	6180
atgtcattgc cctgaagaat aatcagaaga gcgagcccct gattggaagg aaaaagacag	6240
acgagcttcc ccaactggta acccttccac accccaatct tcatggacca gagatcttgg	6300
atgttccttc cacagttaaa aagaccctt tcgtaacca ccctgggtat gacactggaa	6360
atggtattca gcttcctggc acttctggtc agcaaccag tgttgggcaa caaatgatct	6420
ttgaggaaca tggtttagg cggaccacac cgcccacaac ggccaccccc ataaggcata	6480
ggccaagacc ataccgcgc aatgtaggac aagaagctct ctctcagaca accatctcat	6540
ggcccccatt ccaggacact tctgagtaca tcatttcatg tcatcctggt ggcactgatg	6600
aagaaccctt acagttcagg gttcctggaa cttctaccag tgccactctg acaggcctca	6660
ccagagggtgc cacctacaac atcatagtgg aggcactgaa agaccagcag aggcataagg	6720
ttcgggaaga ggttgttacc gtgggcaact ctgtcaacga aggcttgaac caacctacgg	6780
atgactcgtg ctttgacccc tacacagttt cccattatgc cgttggagat gagtgggaa	6840
gaatgtctga atcaggtttt aaactgtgtg gccagtctt aggctttgga agtggtcatt	6900
tcagatgtga ttcacttaga tggtgccatg acaatggtgt gaactacaag attggagaga	6960
agtgggaccg tcagggagaa aatggccaga tgatgagctg cacatgtctt gggaaacggaa	7020
aaggagaatt caagtgtgac cctcatgagg caacgtgta tgatgatggg aagacatacc	7080
acgtaggaga acagtggcag aaggaatatc tcggtgccat ttgctcctgc acatgcttg	7140
gaggccagcg gggctggcgc tgtgacaact gccgcagacc tgggggtgaa cccagtccc	7200
aaggcactac tggccagtc tacaaccagt attctcagag ataccatcag agaacaaca	7260
ctaagttaa ttgccaatt gagtgctca tgcctttaga tgtacaggct gacagagaag	7320
attcccgaga gtaaatcacc tttccaatcc agaggaacaa gcatgtctct ctgccaagat	7380
ccatctaacc tggagtgatg ttagcagacc cagcttagag ttcttcttc tttcttaagc	7440
cctttgctct ggaggaagtt ctccagcttc agctcaactc acagcttctc caagcatcac	7500
cctgggagtt tcctgagggg tttctcataa atgagggctg cacattgcct gttctgcttc	7560
gaagtattca ataccgctca gtattttaa tgaagtgatt ctaagatttg gtttgggatc	7620
aataggaaag catatgcagc caaccaagat gcaaatgttt tgaatgata tgaccaaaat	7680
tttaagtagg aaagtcccc aaacacttct gcttccactt aagtgtctgg cccgcaatac	7740
tgtaggaaca agcatgatct tgttactgtg atattttaa tatccacagt actcactttt	7800
tccaaatgat cctagtaatt gcctagaat atcttctct tacctgttat ttatcaattt	7860
ttcccagtat tttatcacg aaaaaattgt attgaaaaca cttagtatgc agttgataag	7920
aggaatttg tataattatg gtgggtgatt atttttata ctgtatgtgc caaagcttta	7980
ctactgtgga aagacaactg ttttaataaa agatttacct tccacaactt gaagtctac	8040
tatttgat at aagacacct cgggggaat aattcctgtg aatattctt ttcaattcag	8100
caaacatttg aaaatctatg atgtgcaagt ctaattgttg atttcagtac aagattttct	8160
aaatcagttg ctacaaaaac tgattggttt ttgtcacttc atctctcac taatggagat	8220
agctttacac tttctgctt aatagattta agtgaccoc aatatttatt aaaattgcta	8280
gtttaccgtt cagaagtata atagaataa tctttagttg ctcttttcta accattgtaa	8340
ttctccctt cttccctoca ccttctctc attgaataaa cctctgttca aagagattgc	8400

-continued

```

ctgcaaggga aataaaaatg actaagatat taaaaaaaaa aaaaaaaaaa      8449

<210> SEQ ID NO 35
<211> LENGTH: 4625
<212> TYPE: DNA
<213> ORGANISM: Homo sapiens
<220> FEATURE:
<223> OTHER INFORMATION: FAM134A glucocorticoid receptor-responsive gene

<400> SEQUENCE: 35
agcgcctccgc agtcacgtga cgctcgctccg caacctctgc tgtcctccgc ggcgccccct      60
tccgcctgac gcgcccccg cgcgggccgc gcagccctgg ctctcgcgg gctcggggcg      120
cggctgccccg ggggctatgg cgagcggccg tggcgggggt aacctggcg cgggtggggg      180
gccgggggatg ggcctgagcc tgggctggg tctgggtctg agcctaggca tgagtgaggc      240
caccagttag gcagaggagg aggcggccac gcccgaggcg gtgggacgcc tggccacgac      300
gctgtggctg cggctccgcg gctgggaggc ggtgctggcg gcggcgcagc ggttgetggt      360
gtgggagaag ccgctgcaca gctgggtcac ggcggcccg ctcaacggcc tcttctggtt      420
gctgtcttcc tcgtccctcc ggcccttctt cctactcagc gtctcacttt tggcctattt      480
tctgctggat ctctggcagc ctgcctttct cctgacggtt tcagcatcat ccccagagga      540
gccacactct gacagttagg gtgcggggtc aggcgcccg ccgcacctgc tgagtgtgcc      600
cgagttgtgc agatacctgg ctgagagctg gctcaccttc cagattcacc tgcaggagct      660
gctgcagtac aagaggcaga atccagctca gttctgcgtt cgagtctgct ctggctgtgc      720
tgtgttggct gtgttgggac actatgttcc agggattatg atttctaca ttgtcttgtt      780
gagtatcctg ctgtggcccc tgggtggtta tcatgagctg atccagagga tgtacactcg      840
cctggagccc ctgctcatgc agctggacta cagcatgaag gcagaagcca atgccctgca      900
tcacaaacac gacaagagga agcgtcaggg gaagaatgca ccccaggag gtgatgagcc      960
actggcagag acagagagtg aaagcgaggc agagctggct ggcttctccc cagtgggtgga      1020
tgtgaagaaa acagcattgg ccttggccat tacagactca gagctgtcag atgaggaggc      1080
ttctatcttg gagagtgggt gcttctccgt atccccggcc acaactccgc agctgactga      1140
tgtctccgag gatttgacc agcagagcct gccaaagtga ccagaggaga ccctaagccg      1200
ggacctaggg gagggagagg agggagagct ggccccccc gaagacctac taggcctgct      1260
tcaagctctg tcaaggcaag ccttggtact ggaggaagag gaagaggatg tggcagctaa      1320
ggaaaccttg ttgcggctct catccccctt ccactttgtg aacacgcact tcaatggggc      1380
agggcccccc ccagatggag tgaatgctc ccttgaggga ccagtggaga cactgagccc      1440
cgagacagtg agtgggtggc tcaactgctt gcccgccacc ctgtcacctc cactttgctt      1500
tgttgggaag gaccagccc cctccccctt cattctccca cctgttcccc aggactcacc      1560
ccagccccctg cctgccccctg aggaagaaga ggcactcacc actgaggact ttgagttgct      1620
ggatcagggg gagctggagc agctgaatgc agagctgggc ttggagccag agacaccgcc      1680
aaaaccccct gatgctccac cctgggggcc cgacatccat tctctggtac agtcagacca      1740
agaagctcag gccgtggcag agccatgagc cagccgttga ggaaggagct gcaggcacag      1800
tagggcttcc tggctaggag tgttgetggt tcctcctttg cctaccactc tggggtgggg      1860
cagtggtggt ggaagctggc tgtcggatgg tagctattcc accctctgcc tgcctgctg      1920

```

-continued

cctgctgtcc	tgggcatggt	gcagtaacctg	tgccctaggat	tggtttttaa	tttgtaaata	1980
atthccatt	tgggttagtg	gatgtgaaca	gggctaggga	agtccttccc	acagcctgcg	2040
cttgccccc	tgccctcatct	ctattctcat	tccactatgc	cccaagcctc	ggtggtctgg	2100
ccctttctt	ttctctcat	cctcagggac	ctgtgctgct	ctgcccctcat	gtcccacttg	2160
gttgtttagt	tgaggcaact	tataattht	ctcttgctt	gtgttctt	ctgctttatt	2220
tccctgctgt	gtccctgctc	tagcagctca	accccatcct	ttgccagctc	ctcctatccc	2280
gtgggcaactg	gccaagctt	aggaggctc	ctggtctggg	aagtaaagag	taaacctggg	2340
gcagtggtc	aggccagtag	ttacactct	aggcactgt	agtctgtgta	accttcaactg	2400
catccttgcc	ccattcagcc	cggccttca	tgatgcagga	gagcagggat	cccgcagtac	2460
atggcgccag	cactggaggt	ggtgagcatg	tgctctctct	tgagattagg	agcttccctta	2520
ctgctcctct	gggtgatcca	agtgtagtgg	gacccctac	tagggctcagg	aagtggacac	2580
taacatctgt	gcagggttg	acttgaaaa	taaagtgtg	attggctaga	actgctgcct	2640
ccctgactgt	gagctgcct	ccacacctg	cactgcaactg	tgctctctc	tcacccttaa	2700
cctgcttca	tccagtctgt	tctggctgt	tattacctg	ttgcaaaaca	gggcccgaagc	2760
aaggattacc	ttgacaaccc	tagctctctc	ttagccatct	tccttgacag	tgtgatctgt	2820
ttagttagat	ttagcatggt	tgaataaagt	atatgcagga	ggaaattgct	ttgtcttccc	2880
aatcggtaga	aattcgggac	cataaaaatt	gtgttttacc	atgtggccta	caacctaac	2940
actgcttct	taagaagtct	tcacctctc	acatgctaac	aactcaactca	gcctggattt	3000
atctttactg	gggaagccaa	acaagcaata	gaggacctt	acctgtgtta	gaaatgagtt	3060
ggagccaagg	aacctgaag	aaatagtatc	ttaacagtta	ctgagtcctat	tgtatgtgct	3120
tggctctgct	ctgagtgatt	tatatgtatt	aagatttttc	ctcacaggtc	agatatatac	3180
tgttactaac	ttcattttat	agacagggtta	agcttctga	aggccacagg	tcccagtaaa	3240
ttgtggagcc	agaacccaaa	cccagaagt	tttgcttca	gcaaatgcat	cagacagccc	3300
ctgtccatta	atagggcaca	ggtaggaaaga	tgcaacaagga	tggtgggaact	atagagaacc	3360
aatctgatgc	cttggcttaa	caaagagtgg	acatggcaag	ccttctctt	tggggaagaa	3420
aagcccagaa	ctgagcagat	ggcctcctt	atgagttcat	gtcctccgcc	ttcagctgga	3480
ggtaccatat	ggcgatgcta	cctgtctt	tgctggagg	accataggt	aatgctgcct	3540
ggctgtctgc	tggagggtacc	atatggtaat	gctgctgtc	ttctgagg	tgacttttat	3600
gccatgtctt	tcctaagtgt	gtaagaatt	ttctgttgc	ttcacattg	actgagaatc	3660
attctagggt	ttgattgagc	cctgtcctg	tgccactaaa	ggaactcgaa	cttttcatca	3720
cttagagatt	tcagagggga	atggaaaaac	agttctaata	aataagcaag	caattcaaga	3780
aaaatagaat	taatcaggca	atgactgcaa	catgtcctat	ctttaatcta	tttcttatt	3840
aagcttgac	attgacaata	gaaccagaag	ctttagctg	gatcaaaata	ttctccatag	3900
gcctggaggt	tcatgagggt	ctattctt	gttgtgttg	ttttggttt	ttgtttttg	3960
tgggttttt	ttttttttt	tttgagacgg	agtcttgttc	tggtgcccag	gctggagtg	4020
aatggtgcag	tcttggttca	ctgcaacctc	tgccctccag	gttcaaaaca	ttctcctgcc	4080
tcagccgtcc	aagtagctgg	gattacaggt	gcctgccacg	atgctggct	atthtttgta	4140
tttttagtag	agggtgggt	tcacctggt	ggccaggctg	gtctcgaact	cctgacctca	4200

-continued

```

ggtgattcac ccacctcggc ctcccaaagt gctgggatta caggtgtgag ccacggcgcc 4260
cagcctcatg agggctctatt ctttacattc accatggctc gatggttgct acatgtttgt 4320
ctatgatttt tttttctat tatcaggtgt cttggccggt tcatgcecca cgatgaaagg 4380
gccagaggtt ttcataatgag taaaagaaaa aagcagaaat gtgaaaccta caattaggct 4440
aaacaaaaat caactggaaa agtacaggct gaggggagaa gagttggcta catgtttatg 4500
ttaggggagg agggagtaca ttttagctat gtattcaaac agctaatagt ttaatgttgc 4560
tgcttataaa cttaatttta ggctgcatta ataaaagtgt agtctccaaa acaaaaaaaaa 4620
aaaaa 4625

```

<210> SEQ ID NO 36

<211> LENGTH: 7556

<212> TYPE: DNA

<213> ORGANISM: Homo sapiens

<220> FEATURE:

<223> OTHER INFORMATION: NR1P1 glucocorticoid receptor-responsive gene

<400> SEQUENCE: 36

```

gcaggcgct tcgcbgaccg agcctgacgg agccggaggc tgggagccgc ggcggcctgg 60
ggaagtgttt ggattgtgag ctatttcaga actgtttcca ggactcatta ttttaacatt 120
tgggagaaac acagccagaa gatgcacact tgactgaagg aggacagga atctgaagac 180
tccgatgac atcagagcta cttttcaaca gccttctcaa ttttcttct cagaaagcag 240
aggctcagag cttggagaca gacgaacct gatatttga tttaatggg aacaaaagat 300
gaagaaggaa aaggaatata ttcactaagg attctatctg cttactgcta cagacctatg 360
tgtaagaa ttcttctcct cctccttgcg tagaagtga tcagcactgt ggtcagactg 420
catttatctt gtcattgcca gaagaaatct tggacagaat gtaacagtac gtctctctct 480
gattgcatg gaaggatgata aactgatact cctttattaa agttacatcg cactcaccac 540
agaaaacat tctttaaagt gaatagaaac caagcccttg tgaacacttc tattgaacat 600
gactcatgga gaagagcttg gctctgatgt gcaccaggat tctattgttt taacttacct 660
agaaggatta ctaatgcatc aggcagcagg gggatcaggt actgccgttg acaaaaagtc 720
tgctgggcat aatgaagagg atcagaactt taacatttct ggcagtgcac tccccactg 780
tcaaagtaat ggtccagttc tcaatacaca tacatatcag gggctctggca tgctgcacct 840
caaaaaagcc agactgttgc agtcttctga ggactggaat gcagcaaagc ggaagaggct 900
gtctgattct atcatgaatt taaacgtaa gaaggaagct ttgctagctg gcatggttga 960
cagtgctcct aaaggcaaac aggatagcac attactggcc tctttgcttc agtcattcag 1020
ctctaggctg cagactgttg ctctgtcaca acaaatcagg cagagcctca aggagcaagg 1080
atatgccctc agtcatgatt ctttaaaagt ggagaaggat ttaaggtgct atggtgttgc 1140
atcaagtcac ttaaaaactt tgttgaagaa aagtaaagtt aaagatcaa agcctgatac 1200
gaatcttctc gatgtgacta aaaacctcat cagagatagg tttgcagagt ctctcatca 1260
tgttggacaa agtggacaa aggtcatgag tgaaccgttg tcatgtgctg caagattaca 1320
ggctgttga agcatgttg aaaaaaggc tagtctgcc acctcaccta aacctagtgt 1380
tgctgtagc cagttagcat tacttctgtc aagcgaagcc catttgcagc agtattctcg 1440
agaacacgct ttaaaaagc aaaaatgcaa tcaagcagca agtgaaagac ttgctgctat 1500

```

-continued

ggccagattg caagaaaatg gccagaagga tgttggcagt taccagctcc caaaaggaat 1560
gtcaagccat cttaatggtc aggcaagaac atcatcaagc aaactgatgg ctagcaaaaag 1620
tagtgctaca gtgtttcaaa atccaatggg tatcattcct tcttccccta aaaatgcagg 1680
ttataagaac tcaactggaaa gaaacaatat aaaacaagct gctaacaata gtttgctttt 1740
acatcttctt aaaagccaga ctatacctaa gccaatgaat ggacacagtc acagtgagag 1800
aggaagcatt tttgaggaaa gtagtacacc tacaactatt gatgaatatt cagataacaa 1860
tctagtttt acagatgaca gcagtggtga tgaaagttct tattccaact gtgttcccat 1920
agacttgctc tgcaaacacc gaactgaaa atcagaatct gaccaacctg tttccctgga 1980
taacttcact caatccttgc taaacacttg ggatccaaaa gtcccagatg tagatatcaa 2040
agaagatcaa gatacctcaa agaattctaa gctaaactca caccagaaaag taacacttct 2100
tcaattgcta cttggccata agaatgaaga aaatgtagaa aaaaacacca gccctcaggg 2160
agtacacaat gatgtgagca agttcaatac acaaaattat gcaaggactt ctgtgataga 2220
aagccccagt acaaatcgga ctactccagt gagcactcca cctttactta catcaagcaa 2280
agcaggtctc cccatcaatc tctctcaaca ctctctggtc atcaaatgga attccccacc 2340
atatgtctgc agtactcagt ctgaaaagct acaaaactact gcactcaacc actcaatgga 2400
ccttcaaaaa agcaagacc caccaggaga gaaaccagcc caaaatgaag gtgcacagaa 2460
ctctgcaacg tttagtcca gtaagctgtt acaaaattta gcacaatgtg gaatgcagtc 2520
atccatgtca gtggaagagc agagaccag caaacagctg ttaactggaa acacagataa 2580
accgataggt atgattgata gattaatat ccccttgcct tcaataaaaa caaatgcagt 2640
tgaagaaaat aaagcattta gtagtcaacc aacaggtcct gaaccagggc tttctggttc 2700
tgaaatagaa aatctgcttg aaagacgtac tgtcctccag ttgctcctgg ggaaccccaa 2760
caaagggaa agtgaaaaaa aagagaaaac tcccttaaga gatgaaagta ctcaggaaca 2820
ctcagagaga gctttaagtg acaaaactact gatggtgaaa ataaaatctg agccttgta 2880
tgacttacia attcctaaca caaatgtgca cttgagccat gatgctaaga gtgccccatt 2940
cttgggtatg gctcctgctg tgcagagaag cgcacctgcc ttaccagtgt ccgaagactt 3000
taaatcggag cctgtttcac ctcaggattt ttctttctcc aagaatggtc tgctaagtcg 3060
attgctaaga caaaatcaag atagttacct ggcagatgat tcagacagga gtcacagaaa 3120
taatgaaatg gcacttctag aatcaagaa tctttgcatg gtccctaaga aaaggaagct 3180
ttatactgag ccattagaaa atccatttaa aaagatgaaa aacaacattg ttgatgctgc 3240
aaacaatcac agtgccccag aagtactgta tgggtccttg cttaccaggg aagagctgaa 3300
athtagcaga aatgatcttg aatttaaata tccctgctgg catggctcag ccagcgaag 3360
tgaacacagg agttgggcca gagagagcaa aagctttaat gttctgaaac agctgcttct 3420
ctcagaaaac tgtgtgagag atttgtcccc gcacagaagt aactctgtgg ctgacagtaa 3480
aaagaaagga cacaaaaata atgtgaccaa cagcaaacct gaatttagca tttcttcttt 3540
aaatggactg atgtacagtt ccaactcagcc cagcagttgc atggataaca ggacattttc 3600
ataccaggtg gtatgaaaaa ctctgtgag tectacttcc cctgagcact tgggctgtgc 3660
agggctctaga ccagaatctg ggctttttaa tgggtgttcc atgcccagtg agaaaggacc 3720
cattaagtgg gttatcactg atgaggagaa gaatgagtat gaaaaagact ctccaagatt 3780

-continued

gacccaaaacc aacccaatac tatattacat gcttcaaaaa ggaggcaatt ctgttaccag	3840
tcgagaaaaca caagacaagg acatttgag ggaggcttca tctgctgaaa gtgtctcaca	3900
ggtcacagcc aaagaagagt tacttcctac tgcagaaaacg aaagcttctt tctttaattt	3960
aagaagccct tacaatagcc atatgggaaa taatgcttct cgcccacaca gcgcaaatgg	4020
agaagtttat ggacttctgg gaagcgtgct aacgataaag aaagaatcag aataaaatgt	4080
acctgccatc cagttttgga tctttttaa actaatgagt atgaactga gatctgtata	4140
aataagagca tgatttgaaa aaaagcatgg tataattgaa acttttttca ttttgaaaag	4200
tattggttac tggatggtt gaaatagca tactaatttt tgcttaacat tagatgtcat	4260
gaggaacta ctgaactagc aattggttgt ttaacacttc tgatgcatc agataacaac	4320
tgtgagtac ctatgaatga aattctttta taaatattag gcataaatta aaatgtaaaa	4380
ctccattcat agtggattaa tgcattttgc tgcctttatt agggtaacttt attttgcttt	4440
tcagaagtca gcctacataa cacattttta aagtctaac tggtaaaaa ctctttaaag	4500
gataattatc caataaaaa aaacctagtg ctgattcaca gcttattatc caattcaaaa	4560
ataaattaga aaaatatatg cttacatttt tcaactttgc taaaaagaaa aaaaaaggt	4620
gtttatttt aactcttggga agaggttttg tggttcccaa tegtgtctgtc ccaccctgat	4680
ccttttcaat atatatctct ttaaaccttg tgctacttag taaaaattga ttacaattga	4740
gggaagtttg atagatcctt taaaaaaaag gcagatttcc attttttgta ttttaactac	4800
tttactaaat taactactct ccttttacag aattagaaaa gttaacattt atctttaggt	4860
ggttctctga aaagtgaat atttaagaaa ttgtttttaa cagaagcaaa atggcttttc	4920
tttgacagt tttcaccatc tcttgtaaaa gtttaatttc accattcctg tggtaacctg	4980
gagtgttatg accaggatc cttaaacctg aactcagacc acttgcatc gaaccatctg	5040
gagcacttgt tttaaaatgc agattcatag gcagcatctc agatctacag aacaagaatc	5100
tctgctaagt ggacctggaa tcttccatct gcactttaa atgctctcta ggtgttctt	5160
gtgtttgaga accatgactt atgactttcc tcagaacatg agactgtaaa acaaaaaaca	5220
aaaaatagt gatgcctcta ttttcccaaa tacagtcaca catcagctca aaatttgcaa	5280
tattgtagtt catatattac cgttatgtct ttggaatcg ggttcagaac actttttatg	5340
acaaaaattg ggtggagggg ataactttca tatctggctc aacatctcag gaaaatctgt	5400
gattatttgt gtgttctaat gagtaacatc tacttagtta gccttaggga tggaaaaaca	5460
gggccactta ccaaaactcag gtgattccag gatggtttgg aaacttctcc tgaatgcatc	5520
cttaaccttt attaaaacca ttgtcctaag aacaatgcca acaaagctta caacatttag	5580
tttaaaccca agaagggcac taaactcaga ttgactaaat aaaaagtaca aagggcacat	5640
atacgtgaca gaattgtaca caatcactcc attggatctt ttaactttaa gtagtgatga	5700
aaagtacatg ttgatactgt cttagaagaa attaatatat tagtgaagcc acatggggtt	5760
tcagttgcga aacaggtctg tttttatggt cagtttgtac aatccacaat tcattcacca	5820
gatattttgt tcttaattgt gaaccagggt agcaaatgac ctatcaaaaa ttattctata	5880
atcactacta gttaggatat tgatttaaaa ttgttctact tgaagtgggt tctaagattt	5940
ttatataaaa aataggtgtg atttctaat atgatctaaa accctaaatg gttatttttc	6000
ctcagaatga tttgtaaata gctactggaa atattataca gtaataggag tgggtattat	6060

-continued

```

gcaacatcat ggagaagtga aggcataagc ttattctgac ataaaattcc actggccagt 6120
tgaatataatt ctattccatg tccatactat gacaatctta ttgtcaacac tatataaata 6180
agctttttaa caagtcattt ttcttgatcg ttgtggaagg tttggagcct tagaggatg 6240
tcagaaaaaa tatgttgga ttctcccttg ggtaggggga aatgacctt ttacaagaga 6300
gtgaaattta ggtcagggaa aagaccaagg gccagcattg ctacttttgt gtgtgtgtgt 6360
gtgggttttg tttgttttt ttggttggtt ggttgttttc gttgttgta acaaaggaat 6420
gagaatatgt aatacttaaa taaacatgac cacgaagaat gctgttctga tttactagag 6480
aatgttccca atttgaattt agggtgattt taaagaacag tgagaaaggg catacatcca 6540
cagattcact ttgtttatgc atatgtagat acaaggatgc acatatacac attttcaagg 6600
actatttttag atatctagac aatttcttct aataaagtca tttgtgaaag ggtactacag 6660
cttattgaca tcagtaagggt agcattcatt acctgtttat tctctgctgc atcttacaga 6720
agagtaaact ggtgagagta tatattttat atatatatat atatatatat atataatag 6780
tatatatata tatattgact tgttacatga agatgttaa atcggttttt aaaggatgat 6840
taaatagtga tttccttaat gaaaaataca tttttgtat tgttctaag caacagaaaa 6900
gccttttaat ctctttgggt cctgtatatt ccatgtataa gtgtaaatat aatcagacag 6960
gtttaaagt tgtgcatgta tgtatacagt tgcaagtctg gacaaatgta tagaataaac 7020
cttttattta agttgtgatt acctgctgca tgaaaagtgc atgggggacc ctgtgcatct 7080
gtgcatttgg caaaatgtct taacaaatca gatcagatgt tcatcctaac atgacagtat 7140
tccatttctg gacatgaogt ctgtggttta agctttgtga aagaatgtgc tttgattcga 7200
agggctctta agaatttttt taatcgtcaa ccaactttta acataaagaa ttcacacaac 7260
tactttcatg aattttttta tccattgca aacattatc caagagtatc ccagtattag 7320
caatactgga atataggcac attaccatc atagtaagaa ttctggtgtt tacacaacca 7380
aatttgatgc gatctgctca gtaatataat ttgccattt tattagaat ttaatttctt 7440
catgtgatgt catgaaactg tacatactgc agtgtgaatt tttttgttt gtttttaat 7500
cttttagtgt ttacttctg cagtgaattt gaataaatga gaaaaaatgc attgtc 7556

```

<210> SEQ ID NO 37

<211> LENGTH: 1516

<212> TYPE: DNA

<213> ORGANISM: Homo sapiens

<220> FEATURE:

<223> OTHER INFORMATION: RAC2 glucocorticoid receptor-responsive gene

<400> SEQUENCE: 37

```

tgccccacca ccgctgctcc tcagcaggcg cctcaccagc ctccacacc cttgcccgcg 60
cagaaacgcg cctggccctg agctgtcacc accgacactc tccaggctcc ggacacgatg 120
caggccatca agtgtgtggt ggtgggagat ggggocgtgg gcaagacctg ctttctcatc 180
agctacacca ccaacgcctt tccgggagag tacatcccca ccgtgtttga caactattca 240
gccaatgtga tgggtggacag caagccagtg aacctggggc tgtgggacac tgctgggcag 300
gaggactacg accgtctocg gccgtctccc tatecacaga cggacgtctt cctcatctgc 360
ttctccctcg tcagcccagc ctcttatgag aacgtccgcg ccaagtgggt cccagaagtg 420
cggcaccact gccccagcac acccatcatc ctggtgggca ccaagctgga cctgcccggc 480

```

-continued

```

gacaaggaca ccatcgagaa actgaaggag aagaagctgg ctcccatcac ctaccgcag 540
ggcctggcac tggccaagga gattgactcg gtgaaatacc tggagtgtct agctctcacc 600
cagagaggcc tgaaaaccgt gttcgacgag gccatccggg ccgtgctgtg ccctcagccc 660
acgcggcagc agaagcgcgc ctgcagcctc ctctaggggt tgcaccccag cgctcccacc 720
tagatgggtc tgatcctcca ggatccccc ccaaagcctg atggcaccgc ggctggccat 780
gctgtcccct ccctgtggcg tttcttagca gatggctgca gagcttcggt gatggctttt 840
tctgtactgg aggcctcctg aggccaggaa cgtgcaaatt tgcaggtgct gcatcccaag 900
cccctcatgc tcctgccttc ctgagggcca gaggggagcc ccaggaccca ttaagccacc 960
cccgtgttcc tgccgtcagt gccaactgcc gcatgtggaa gcatctaccc gttcactcca 1020
gtcccacccc acgcctgact cccctctgga aactgcaggc cagatggttg ctgccacaac 1080
ttgtgtacct tcagggatgg ggctcttact cctcctgag gccagctgct ctaatatcga 1140
tggctctgct tgccagagag ttcctctacc cagcaaaaat gagtgtctca gaagtgtgct 1200
cctctggcct cagttctcct cttttggaac aacataaaac aaatttaatt ttctacgcct 1260
ctggggatct ctgctcagcc aatggaaaat ctgggttcaa ccagcccctg ccatttttta 1320
agactttctg ctgcaactcac aggatcctga gctgcactta cctgtgagag tcttcaaact 1380
tttaaacctt gccagtcagg acttttgcta ttgcaaatag aaaacccaac tcaacctgct 1440
taagcagaaa ataaatttat tgattcaaaa aaaaaaaaaa aaaaaaaaaa aaaaaaaaaa 1500
aaaaaaaaaa aaaaaa 1516

```

<210> SEQ ID NO 38

<211> LENGTH: 1641

<212> TYPE: DNA

<213> ORGANISM: Homo sapiens

<220> FEATURE:

<223> OTHER INFORMATION: SPP1 glucocorticoid receptor-responsive gene

<400> SEQUENCE: 38

```

ctcccgtgt tgggtgggga tgtctgcagc agcatttaaa ttctgggagg gcttggttgt 60
cagcagcagc aggaggaggc agagcacagc atcgtcggga ccagactcgt ctccaggccag 120
ttgcagcctt ctcagccaaa cgccgaccaa ggaaaactca ctaccatgag aattgcagtg 180
atctgctttt gcctcctagg catcacctgt gccataccag ttaaacaggc tgattctgga 240
agtctgagg aaaagcagct ttacaacaaa taccagatg ctgtggccac atggctaaac 300
cctgacctat ctcagaagca gaatctccta gccccacaga atgctgtgtc ctctgaagaa 360
accaatgact ttaacaaga gacccttcca agtaagtcca acgaaagcca tgaccacatg 420
gatgatatgg atgatgaaga tgatgatgac catgtggaca gccaggactc cattgactcg 480
aacgactctg atgatgtaga tgacactgat gattctcacc agtctgatga gtctcaccat 540
tctgatgaat ctgatgaact ggtcactgat tttcccacgg acctgccagc aaccgaagtt 600
ttcactccag ttgtcccacc agtagacaca tatgatggcc gaggtgatag tgtggtttat 660
ggactgaggt caaaatctaa gaagtttcgc agacctgaca tccagtaccc tgatgctaca 720
gacgaggaca tcacctcaca catggaaagc gaggagttag atggtgcata caaggccatc 780
cccgttgccc aggacctgaa cgcgccttct gattgggaca gccgtgggaa ggacagttat 840
gaaacgagtc agctggatga ccagagtgtc gaaaccaca gccacaagca gtccagatta 900

```

-continued

```

tataagcggg aagccaatga tgagagcaat gagcattccg atgtgattga tagtcaggaa 960
ctttccaaag tcagccgtga attccacagc catgaatttc acagccatga agatatgctg 1020
gtttagagacc ccaaaagtaa ggaagaagat aaacacctga aatttcgtat ttctcatgaa 1080
ttagatagtg catcttctga ggtcaattaa aaggagaaaa aatacaattt ctcactttgc 1140
athtagtcaa aagaaaaaat gctttatagc aaaatgaaag agaacatgaa atgcttcttt 1200
ctcagtttat tgggtgaatg tgtatctatt tgagtctgga aataactaat gtgtttgata 1260
attagtttag tttgtggcct catggaaact cctgtaaac taaaagcttc aggggttatgt 1320
ctatgttcat tctatagaag aaatgcaaac tatcactgta ttttaattt tgttattctc 1380
tcatgaatag aaatttatgt agaagcaaac aaaatacttt taccactta aaaagagaat 1440
ataacatttt atgtcactat aatcttttgt tttttaagtt agtgtatatt ttgtgtgat 1500
tatctttttg tgggtggaat aaatctttta tcttgaatgt aataagaatt tgggtggtgc 1560
aattgcttat ttgttttccc acggttgtcc agcaattaat aaaacataac cttttttact 1620
gcctaaaaaa aaaaaaaaaa a 1641

```

<210> SEQ ID NO 39

<211> LENGTH: 6463

<212> TYPE: DNA

<213> ORGANISM: Homo sapiens

<220> FEATURE:

<223> OTHER INFORMATION: PHF15 glucocorticoid receptor-responsive gene

<400> SEQUENCE: 39

```

ctctcttctgct cgctcctctc ctctctctcc tgctggctgc ctgttctagg aagccagcgc 60
ggagagggggg gggatgcaca gcacagggga gagagattgc gcatgttggc cagtcgtgtt 120
ttaaagagta cagtgcggggg aggctgagag gggcgcatgc aacaacaact tttggaagga 180
tggaagagaa gaggcgaaaa tactccatca gcagtgacaa ctctgacacc actgacagtc 240
atgacgacatc tacatccgca tcaagatgct ccaaactgcc cagcagcacc aagtcgggct 300
ggccccgaca gaacgaaaag aagccctccg aggttttccg gacagacttg atcacagcca 360
tgaagatccc ggactcatac cagctcagcc cggatgacta ctacatcctg gcagacccat 420
ggcgacagga atgggagaaa ggtgtgcagg tgctgcccgg ggcagaggcc atcccagagc 480
ccgtgggtgag gatcctccca ccactggaag gccccctgc ccaggcatcc ccgagcagca 540
ccatgcttgg tgagggctcc cagcctgatt gcccaggggg cagccgctat gacttggacg 600
agattgatgc ctactggctg gagctcatca actcggagct taaggagatg gagaggccgg 660
agctggacga gctgacatta gagcgtgtgc tggaggagct ggagaccctg tgccaccaga 720
atatggccag ggccattgag acgcaggagg ggctgggcat cgagtacgac gaggatgttg 780
tctgcgacgt gtgtcgtctc cctgagggcg aggatggcaa cgagatggtc ttctgtgaca 840
agtgcaacgt ctgtgtgcat caggcatgct acgggatcct caagggtgcc acgggcagct 900
ggctgtgccg gacgtgtgcc ctgggtgtcc agccaaagtg cctgctctgc cccaagcgag 960
gaggagcctt gaagcccact agaagtggga ccaagtgggt gcatgtcagc tgtgcctcat 1020
ggattcctga ggteagcacc ggctgcccag agaagatgga gcccacacc aagatctcgc 1080
atatcccagc cagccgctgg gctctgtcct gcagcctctg caaggaatgc acaggcacct 1140
gcatccagtg ttccatgctt tctgcgtca cagcgttcca tgtcacatgc gcctttgacc 1200

```

-continued

acggcctgga aatgcgact atattagcag acaacgatga ggtcaagtcc aagtcattct	1260
gccaggagca cagtgcagg ggcccacgta atgagcccac atctgagccc acggaacca	1320
gccaggctgg cgaggactcg gaaaaggatga cctgcgcaa gcagcgctg cagcagctag	1380
aggaggactt ctacgagctg gtggagccgg ctgaggtggc tgagcgctg gacctggctg	1440
aggcactggc cgacttcac taccagtact ggaagctgaa gaggaaagcc aatgccaacc	1500
agccgctgct gacccccaa accgacgagg tggacaacct ggcccagcag gagcaggacg	1560
tcctetaccg ccgectgaag ctcttcaccc atctgcgcca ggacctagag agggttagaa	1620
atctgtgcta catggtgaca aggcgagaga gaacgaaaca cgccatctgc aaactccagg	1680
agcagatatt ccacctgcag atgaaactta ttgaacagga tctgtgtcga ggctgtcca	1740
cctcattccc catcgatggc acctcttca acagctggct ggcacagtcg gtgcagatca	1800
cagcagagaa catggccatg agcagtggtc cactgaacaa tgggcaccgc gaggacctg	1860
ctccagggct gctgtcagag gaactgctgc aggacgagga gacctgctc agcttcacgc	1920
gggacccctc gctgcgacct ggtgacctg ctaggaaggc ccgagggcgc acccgctgc	1980
ctgccaagaa gaaaccacca ccaccaccac cgcaggacgg gcctggttca cggacgactc	2040
cagacaaagc cccaagaag acctggggcc aggatgcagg cagtggcaag gggggtcaag	2100
ggccacctac caggaagcca ccacgtcgga catcttctca cttgcccgc agccctgcag	2160
ccggggactg tcccaccta gccaccctg aaagcccccc gccactggcc cctgagacc	2220
cggacgaggg agcctcagta gctgctgact cagatgtcca agtgcctggc cctgcagcaa	2280
gccctaagcc tttgggocgg ctccggccac cccgcgagag caaggtaacc cggagattgc	2340
cgggtgccag gcctgatgct gggatgggac cacctcagc tgtggctgag aggccaagg	2400
tcagcctgca tttgacact gagactgatg gctacttctc tgatggggag atgagcagct	2460
cagatgtaga ggccgaggac ggtgggggtc agcgggggtc ccgggaggca ggggcagagg	2520
agggtggccg catgggcgta ctggcctcct aactcaccac cttccctgct ccaggccctg	2580
ccctggctcc cccacaaggc ctacagcccag tcacaactgc catttccagt ctctgctgag	2640
tgcccagac cctcgaggct gccactcctg cgtggttcta ttttaatat agagagagtt	2700
ttgaattcta cactgtgtc tttcctctgt gctggcctag gacattagga ttccctccac	2760
ggctccggcc gctaggacc tgccagggtc cgcgcacat ccctgcccctg cccacgtggt	2820
attgtgggc tcctggctag atgcaagcaa ggtggacaag agctcaggac tccagcccac	2880
tgccactggg tgacacagac tgcggtttgg gcattattc atggcagatg ggccagtcca	2940
gggctacccc cgccttcccc ccagatccca ctgggggtcca tttggggggt cctgctacac	3000
tcccaccgat cccaaggaag tataataaac gataccagc cagagtctac tccctgtcac	3060
aagcacaacg agtttatatg agaaagcact gagggggtgc agagggcccg ctagtccag	3120
gggaactgaa agctgttctc gatcagcccg tatcatctga ggctgcccctg cccaccctgc	3180
caccctcccc tcccttctg ctctgcccct gccagtcccc agcccagcgg ctctgggaag	3240
gggttcccag aatccctcct gagctgtgcc atttactcag gggactccca aacagccagc	3300
tgccagtgca ggtggagggc tgtaggggag gccagtgcc cagacagggc catggggctc	3360
agaccagccc actgtagaga atcactctga ggctccaact tccttctctc cttcggggcc	3420
agtctcggcc gaagtctggt cacgctcaga cagagctgac cagaccagac cgtttgctt	3480

-continued

ttcaagtttc	ctagtcctgc	tacaagatga	gcttcttcog	tggtttcctt	ttggaaactc	3540
ctccttccaa	caagcagtg	gatcccgggg	cccagggcgg	gccggtgttg	gccgctgggg	3600
ctggtgtaag	tcttgctgga	tgttcccctg	ttcctgagcc	ttaaccctc	gcacagccat	3660
ccccccccc	gtcctgccat	ccccccccc	cgctctgct	tccccacccc	acccttaggt	3720
cccaggtagt	tgctctgaag	agtttcagta	gagtgcccc	agggatgatag	ctcagggaac	3780
aacaaaaaag	gaattccgtg	aaaacatttt	tttttctttg	atgaattact	cctgggtcac	3840
ttccaccact	ggtaagcca	gaacttctcc	aaaaagaacc	ttgcaaaaag	tccagtgaat	3900
cagtcgaatc	attctgtgga	tgccaaagaa	tattttgacc	ataatacagc	acagcctgga	3960
cctgacaact	tgtcatttgg	actttttttt	aaatggagtt	ctttagcaac	aaagtataga	4020
aacatgttca	ttgcacacac	ccaaggagaa	gagctcaagc	gcttgggaaga	ggatgctttg	4080
ctgctgctga	agtgctacctg	ggtgtagat	ttcagatcct	gggctgagcc	actgtgagc	4140
tttcctaaac	tgtgagactc	acagagggga	aagatactga	cggtgaaacc	agcatggaaa	4200
acgtctttac	catgtggttc	cctcctcccc	aaatacataa	agcaataaag	caggatgggg	4260
aacagcttga	ccttcatcca	cccctaactc	caaaactatc	aaggtacgac	agtggcattg	4320
tcatcgacac	tcaatttcat	gtgaatttta	gcaaaacagg	aaacaaagat	aatgactcag	4380
ttcagaggat	cggaacaaatg	tgtctagtcc	gggtggactc	ggagggagtg	gggtgggctt	4440
caaggattct	gggcgttggg	atggcatgag	ctaccctgta	gagtttagtc	tgctgccccg	4500
ccttggtagt	agtgaccagt	cagtgtcagc	atcagtgtcc	caaccccagt	ctctgtttac	4560
tgcccttgaa	cagaacttct	tccttcccc	tgctttgggt	cacctcgggc	tgcaacctg	4620
tctgtgccag	attgcccggt	ctgaccctgc	aggaagcaaa	gaggtgagct	taaagaacaa	4680
ccaaactctg	ccaggggtcc	cagaaagccc	aggtccagc	agttctagca	cttgcccct	4740
tgccccttca	caccatcctg	gggcaggggc	tgggcctccc	tggtggcagg	gggtgggtgga	4800
gaattaggg	gaggggtcaa	cgagctctgc	cccttgcctc	gggctggctg	gtgttcttcc	4860
aagagcctct	gctcacattg	ttggcctctg	gattctggcc	cttcttcatt	ggctgttgct	4920
ttggactgga	ctgttctgta	gctctgttcc	tgcaagaacc	agatgtctgt	taggttggt	4980
ggctgctgcg	aggggagggg	ggtggccttt	catttgggt	gccctttcac	tcccaggcca	5040
agccctggag	caatcttctt	caggcagctg	tctccacctc	caggatgtcc	agcaggtgc	5100
aaggagaagg	atgccagcca	cccacctctc	cccagttccc	agcctttccc	ctgttggtca	5160
cagccgcttc	tgtctttttc	cggtctactg	tccccagtg	agagggcttt	gctgtccctg	5220
agactgaggc	aggttccttt	tccaggtcag	aggtggaggt	agatctttct	ctcaaccaca	5280
tctgcctcca	cacacagctc	ctccgcaggg	aaggagaagc	tgctctgtaa	ctcattctgg	5340
ctatcgtccc	ccttctcact	gacctgaccg	cccaccacct	ccttccccct	catcacatga	5400
caaaggataa	tgtgcaagaa	aagtattttt	atgtatcata	aatgtatttt	gaaacaaatg	5460
agaagaagaa	aggtagaagg	gtttatttta	ttaaatgagc	ctgacttagt	gacagtggt	5520
gagcatttgc	aatgtaaggg	cctcagcttc	cttgagaag	ccaccccagg	tttcagaca	5580
tagatgttga	attgtttgtg	gggggtgtgc	caggccactg	ctcgtgtgtc	cgtatgcagg	5640
catgcctgtg	tatactgtgt	atgggcacac	tgggactagc	tgggacaatt	cctagagatt	5700
caactgcccc	attctaacca	acattggcag	cggtggaact	tggcatttcc	ttgctaactg	5760

-continued

```

ccagatgtgg ccaaccttgg tccatattgca aaccactgaa aaatgatctg gatttctata 5820
gcaaggccct tggggaggggc actctcccat gcccttgccc tcgctggcca cattggccaa 5880
tgagccaggg ctggagtctg agaccttggg ttgttcttta aggcacctcc tgccacttcc 5940
tccctcagag gcacaaacac tttgtgttcc acgtcagttt gaggggacgg tggggggatg 6000
atatgaatgt cacaggagga gacaccttct gtctttgttt caaagaaagt gatgtgccat 6060
ttgttaatat acaagagaaa tattgaaaat atattgaaaa gagcaatttt aaattatttt 6120
tggettattg tgcaatattt attttcttgt attagaaaag attcctttgt agagaaaaaa 6180
tgtatttttc attaacgcaa agacctattt ctcccttttg tacattgtcc atgtgcgcaa 6240
cccttaacga gcaatagaat gtatggtcac ctgggtgtgg ccagtgcccg ctgtgccctg 6300
catgattctg tgttgccgct gctgcatagt tcccagcccc atcctgtcct gctcactcat 6360
gggggcttcc agacccccgc cccaccaggg cttgtgtcat agggagccct ttgcaactct 6420
cgtgtgttgg caaacgcagt taataaagca gtgttttctg tgc 6463

```

<210> SEQ ID NO 40

<211> LENGTH: 2828

<212> TYPE: DNA

<213> ORGANISM: Homo sapiens

<220> FEATURE:

<223> OTHER INFORMATION: BTN3A2 glucocorticoid receptor-responsive gene

<400> SEQUENCE: 40

```

catagatgaa aatggcaagt tccttggtt tcttctgct caactttcat gtctccctcc 60
tcttgggtcca gctgctcact ccttgetcag etcagtttcc tgtgcttggc cctctggggc 120
ccatcctggc catggtgggt gaagacgctg atctgcccctg tcacctgttc cggaccatga 180
gtgcagagac catggagctg aagtgggtaa gttccagcct aaggcaggtg gtgaacgtgt 240
atgcagatgg aaaggaagtg gaagacaggc agagtgcacc gtatcgaggg agaacttcga 300
ttctgcggga tggcatcact gcagggaaag ctgctctccg aatacacaac gtcacagcct 360
ctgacagtgg aaagtacttg tgtattttcc aagatgggta cttctatgaa aaagccctgg 420
tggagctgaa ggttcgagca ctgggttcta atcttcacgt cgaagtgaag ggttatgagg 480
atggagggat ccatctggag tgcaggtcca ccggctggta cccccaacct caaatacagt 540
ggagcaacgc caagggagag aacatcccag ctgtggaagc acctgtgggt gcagatggag 600
tgggcctata tgaagtagca gcatctgtga tcatgagagg cggctccggg gaggggtgat 660
cctgcatcat cagaaattcc ctccctggcc tggaaaagac agccagcatt tccatcgag 720
accccttctt caggagcgcc cagccctgga tcgagccct ggcagggacc ctgcctatct 780
tgctgctgct tctcgccgga gccagttact tcttgtggag acaacagaag gaaataactg 840
ctctgtccag tgagatagaa agtgagcaag agatgaaaga aatgggatat gctgcaacag 900
agcgggaaat aagcctaaga gagagcctcc aggaggaact caagaggaaa aaaatccagt 960
acttgactcg tggagaggag tcttctgccc ataccaataa gtcagcctga tgctctaattg 1020
gaaaaatggc cctcttcaag cctggaaaaa tggctgacct catggacacc tcctcaaact 1080
ctctgcagca gatgtaattc tgtatccaga catggcaaat gccatcctcc ttgtttctga 1140
ggaccagagg agtgtacagc gtgctgagga gccccatgac ctaccagaca accctgagag 1200
atttgaatgg cgttactgtg tgcttggctg tgaaagcttc atgtcagaga gacactactg 1260

```


-continued

```

ggaggtggaa gtgggggaca gaaaagagtg gcatattggg gtatgtagta agaactgtga 1320
gaggaaaaaa gtttgggtca aaatgacacc ggagaacgga tactggacta tgggcctgac 1380
tgatgggaat aagtatcggg ctctcactga gcccagaacc aacctgaaac ttctgagacc 1440
tcctagggaa gtgggggtca tcctggacta tgagactgga catatctcgt tctacaatgc 1500
cacggatgga tctcatatct acacatttct gcacgectct tcctctgagc ctctgtatcc 1560
tgtattcaga attttgacct tggagccac tgccctgacc gtttgccca taccaaaagt 1620
agagagttec ccgatcccg acctagtgcc tgateattcc ctggagatac cactgacccc 1680
aggcttagct aatgaaagtg gggagcctca ggctgaagta acatctctgc ttctccctgc 1740
ccagcctgga gctaagggtc tcaccctcca caacagccag tcagaacat aaagctacag 1800
gcacacactg aagcacttta ctgatattca ttcaattatt ccataggaca gttgtttgag 1860
tttggtgcca ccttattggc ccctttatac agataaggaa actggggtgt agaaaagtgt 1920
attgacttta caaagcagac aggaatagtg aacaacagag ctgggatctg aacaacaatg 1980
actaacatta atggagaatt taaaacgttc tgagtgtctg gttatgagct ttgggtgggtg 2040
tcaactcctt aatcctcaca acaccctgtc aggtagtctc atttggcaag tatggaagca 2100
gaggcagggc aacattaagt agcttacata actcacacgg taatttgtgc agttgggaga 2160
tgttcagett cagtccctgg ccaattgccc gttcttttcc agcctgattt ttctgcatg 2220
ggaagagccc acatgtagcc ctgaggttcc cttcccagga cagctccagg atcgagatca 2280
ctgtgagtgg ttgtggagtt aagaccctta tggactcctt cccagctgat tatcagagcc 2340
ttagaccag cactccttgg attggetctg cagagtgtct tggttgagag aataacgttg 2400
cagttccac agggcatgtg actttgaaag agactagagg ccacactcag ttaataatgg 2460
ggcacagatg tgttcccacc caacaaatgt gataagtgat cgtgcagcca gagccagcct 2520
tccttcagtc aaggtttoca ggagagcaa ataccctaga gattctctgt aatattggta 2580
at ttggatga aggaagctag aagaattaca gggatgtttt taatcccact atggactcag 2640
tctcctggaa aaggatctgt ccactcctgg tcattgggtg atgttaaacc catatcctt 2700
tcaactgctg cctgctaggg aaaactgtc ctcatatca tcaactattat tgetcaccac 2760
tgtatccct ctactgggca agtgcctgtc aagttctagt tgttcaataa atttgtaat 2820
aatgctga 2828

```

```

<210> SEQ ID NO 41
<211> LENGTH: 2698
<212> TYPE: DNA
<213> ORGANISM: Homo sapiens
<220> FEATURE:
<223> OTHER INFORMATION: SESN1 glucocorticoid receptor-responsive gene

<400> SEQUENCE: 41

```

```

gccgtccgtg ctgactgagg cgctgcagcc aggagccgcg gccggctgcc cagcgtctgc 60
cgcctccgcg cgteccgagc cgtcccgcg cgcacatgcg cttggccgccc gccgcgaacg 120
aggcgtacac ggcccccttg gcggtctcgg ggctgctggg ctgcaagcag tgcggcgggg 180
gccgcgacca ggaagaggaa cttggcatta gaattcctcg accactagga cagggaccaa 240
gcagattcat cccagaaaag gagatcctcc aagtggggag tgaagacgca cagatgcatg 300
ctttatttgc agattctttt gctgctttgg gccgtttgga taacattacg ttagtgatgg 360

```

-continued

ttttccacc	acaatattta	gaaagtttct	taaaaactca	gcactatcta	ctgcaaatgg	420
atgggcccgtt	accocctacat	tatcgtcact	acattggaat	aatggctgcg	gcaagacatc	480
agtgtcccta	cttagtgaac	ctgcatgtaa	atgatttccct	tcatgttggg	ggggacccca	540
agtggctcaa	tggtttagag	aatgctctc	aaaaactaca	gaatttagga	gaacttaaca	600
aagtgttagc	ccatagaact	tggcttatta	ccaagaaca	cattgagga	cttttaaaag	660
ctgaagagca	cagctgggcc	cttgccgaat	tggtagatgc	agtagttta	ctcacacact	720
atcattctct	tgcctcattc	acattcggct	gtggaatcag	tccagaaatt	cattgtgatg	780
gtggccacac	attcagaact	ccttctgtta	gcaactactg	catctgtgac	attacaaatg	840
gcaatcacag	tgtggatgag	atgccggcca	actcagcaga	aaatgtttct	gtaagtgatt	900
ctttctttga	ggttgaagcc	ctcatggaaa	agatgaggca	gttacaggaa	tgtcgagatg	960
aagaagaggc	aagtcaggaa	gagatggctt	cacgttttga	aatagaaaa	agagagagta	1020
tgtttgtctt	ctcttcagat	gatgaagaag	ttacaccagc	aagagctgta	tctcgtcatt	1080
ttgaggatag	tagttatggc	tataaagatt	tctctagaca	tgggatgcat	gttccaacat	1140
ttcgtgtcca	ggactattgc	tgggaagatc	atggttattc	tttgtaaat	cgctttatc	1200
cagatgtggg	acagttgatt	gatgaaaaat	ttcacattgc	ttacaatctt	acttataata	1260
caatggcaat	gcacaaagat	gttgatacct	caatgcttag	acgggcaatt	tggaaactata	1320
ttcactgcat	gtttggaata	agatatgatg	attatgacta	tgggtgaaat	aaccagctat	1380
tggatcgtag	ctttaaagtt	tatatcaaaa	ctggtgtttg	cactcctgaa	aaggttacca	1440
aaagaatgta	tgatagcttc	tggaggcagt	tcaagcactc	tgagaagggt	catgttaatc	1500
tgcttcttat	agaagctagg	atgcaagcag	aactccttta	tgctctgaga	gccattacc	1560
gctatatgac	ctgatgcctt	tccttcatta	aagatgatc	tggaatgatc	agcagatata	1620
gtctacaagg	gggaaggtag	taagcccccag	gaccaatggg	agacaaaata	attcagaaat	1680
ccattgtgcc	atgattcctt	tagtttctgc	tattttcttg	tggaaaacca	ctgctggcac	1740
aagcagtgc	tgtttggcag	cttcaagttt	agagctgga	agacaggctg	ccattcacag	1800
tattttgctt	tttgacagta	caagatgctg	tgtaactggt	ttaatacagc	aaatagtaac	1860
tctccaaatc	ctgttgcttt	tatgttaaat	aagataacaa	gaattggagc	atgcaaagaa	1920
tgggacttgg	ataatgactt	aagctttata	tgtaaagaat	tttagaagat	cttgggtgctg	1980
ctattcctgc	tggaggaatg	aatagatggc	tgtttcagtt	aagctattag	taataaaaag	2040
gaacattgct	actatctgag	cctacataca	taacttgtgt	gatttcaaat	taaacttgca	2100
ttatgtgtta	attttcttgc	atcataaaaa	gcatagaatt	cctactcaca	cagctcagca	2160
acaaccattt	tgatggtaac	agttaatttc	tttcattag	tttttaaat	cagggttctg	2220
gatattaaat	taaaatggca	ttcttaaga	ttttctcaa	aaagcaatcc	taaatgaaag	2280
tgtgtaaatt	ataagaagct	ggcgatcttt	tgatatgctg	tttcacagga	tcctgacact	2340
ggagggcagc	tgtcttctgc	attacttctg	tttccagcac	caaagttgtg	ggacatgttg	2400
ctgtagactg	ctgcgcagtc	ctgggtgcat	tcagtctctc	tgcctctgcc	tgcctctctg	2460
tccccacttt	aaaggctgtg	cagctcctta	aataataaag	ctggaaaata	tttttagctg	2520
ggttatcaaa	tttgatttac	aaaaacgcta	actttgtttg	aaatgcaaac	aggtttgaaa	2580
atattgtatta	agtactttgt	attctggaag	cgtgaattgc	ttttgaagtc	tgtcagtatt	2640

-continued

 actggtatatt ttaataaag aagaatTTTT ctccaatttt aaaaaaaaa aaaaaaa 2698

<210> SEQ ID NO 42

<211> LENGTH: 5215

<212> TYPE: DNA

<213> ORGANISM: Homo sapiens

<220> FEATURE:

<223> OTHER INFORMATION: MAP3K5 glucocorticoid receptor-responsive gene

<400> SEQUENCE: 42

cgagcgcggc gcccttgagc tgcaccgcgg cgcaggtttg cgagccgact tgtcagccgg 60
 ccaagaaaag gaagctcogt cccttccgcg tcaccggctt tccccacccc ttgtactcta 120
 aactctgcag agggcgagcg gcgcggccac ggaggcgccg aggaggagcg agccgcccgc 180
 gggcagcggc gtgccctcgg gggagagggc gccggagagg aggcggcggc gcggcggcga 240
 gggcgcggcg cgcgatggca gctgcttagc ccggcggggc cggagcagcc ccgagctgtg 300
 gctggccagg cgggtgcggc gggcggggga cgcgcggccc gttgctgccc ggcccggaga 360
 gatgagcacg gagggcagc agggcaccac tttctctgtg ccacccttcg ccccctcggg 420
 cttctgcacc atccccgagg gcggcatctg caggagggga ggagcggcgg cggtgggcga 480
 gggcgaggag caccagctgc caccgcggcc gccgggcagc ttctggaacg tggagagcgc 540
 cgctgcccc tggcaccggt gtccggcggc cacctcctcg agcagtgcca cccgaggccg 600
 gggcagctct gttggcgggg gcagccgacg gaccacgggt gcatatgtga tcaacgaagc 660
 gagccaaggg caactgtgtg tggccgagag cgaggcccctg cagagcttgc gggaggcgtg 720
 cgagacagtg ggcgccaccc tggaaaacct gcattttggg aaactcgact ttggagaaac 780
 caccgtgctg gaccgctttt acaatgcaga tattgoggtg gtggagatga gcgatgctt 840
 ccggcagccg tccttgtttt accaccttgg ggtgagagaa agtttcagca tggccaacaa 900
 catcatcctc tactgtgata ctaactogga ctctctgcag tcaactgaagg aaataatttg 960
 ccagaagaat actatgtgca ctgggaacta cacctttgtt ccttacatga taactccaca 1020
 taacaaagtc tactgctgtg acagcagctt catgaagggg ttgacagagc tcatgcaacc 1080
 gaacttcgag ctgcttcttg gaccacatctg cttacctctt gtggatcgtt ttattcaact 1140
 tttgaaggtg gcacaagcaa gttctagcca gtacttccgg gaatctatac tcaatgacat 1200
 caggaaagct cgtaatttat aactctgtaa agaattggca gctgagttgg caagaattcg 1260
 gcagcgagta gataatatcg aagtcttgac agcagatatt gtcataaatc tgttactttc 1320
 ctacagagat atccaggact atgattctat tgtgaagctg gtagagactt tagaaaaact 1380
 gccaaccttt gatttggcct cccatcacca tgtgaagttt cattatgcat ttgcaactgaa 1440
 taggagaaat ctcccctggg acagagcaaa agctcttgat attatgattc ccatggtgca 1500
 aagcgaagga caagttgctt cagatatgta ttgcctagtt ggtcgaatct acaaagatat 1560
 gtttttggac tctaatttca cggacactga aagcagagac catggagctt cttggttcaa 1620
 aaaggcattt gaactctgag caaactaca gtcaggaatt aattatgcgg tcctcctcct 1680
 ggcagctgga caccagtttg aatcttctt tgagctccgg aaagtggggg tgaagctaag 1740
 tagtcttctt ggtaaaaagg gaaacttga aaaactccag agctactggg aagttggatt 1800
 ttttctgggg gccagcgtcc tagccaatga ccacatgaga gtcattcaag catctgaaaa 1860
 gctttttaa ctgaagacac cagcatggtg cctcaagtct attgtagaga caattttaat 1920

-continued

atataagcat	tttgtgaaac	tgaccacaga	acagcctgtg	gccaaagcaag	aacttgtgga	1980
cttttgatg	gatttctctg	tcgaggccac	aaagacagat	gttactgtgg	ttaggtttcc	2040
agtattaata	ttagaaccaa	ccaaaatcta	tcaaccttct	tatttgtcta	tcaacaatga	2100
agttgaggaa	aagacaatct	ctatttggca	cggtcttct	gatgacaaga	aaggtataca	2160
tgagtggaat	tttagtgcct	cttctgtcag	gggagtgagt	atttctaata	ttgaagaaag	2220
atgctgcttt	ctttatgtgc	ttcacaattc	tgatgatctc	caaatctatt	tctgtacaga	2280
acttcattgt	aaaaagtttt	ttgagatggt	gaacaccatt	accgaagaga	aggggagaag	2340
cacagaggaa	ggagactgtg	aaagtgactt	gctggagtat	gactatgaat	atgatgaaaa	2400
tggtgacaga	gtcgttttag	gaaaaggcac	ttatgggata	gtctacgcag	gtcgggactt	2460
gagcaaccaa	gtcagaattg	ctattaagga	aatcccagag	agagacagca	gatactctca	2520
gcccctgcat	gaagaaatag	cattgcataa	acacctgaag	cacaaaaata	ttgtccagta	2580
tctgggctct	ttcagtgaga	atggtttcat	taaaatcttc	atggagcagg	tccttgagg	2640
aagtctttct	gctctcttc	gttccaaatg	gggtccatta	aaagacaatg	agcaaacat	2700
tggtttttat	acaaagcaaa	tactggaagg	attaaaatat	ctccatgaca	atcagatagt	2760
tcaccgggac	ataaagggtg	acaatgtgtt	gattaatacc	tacagtgggtg	ttctcaagat	2820
ctctgacttc	ggaacatcaa	agaggcttgc	tggcataaac	ccctgtactg	aaacttttac	2880
tggtaccctc	cagtatatgg	caccagaaat	aatagataaa	ggaccaagag	gctacggaaa	2940
agcagcagac	atctggtctc	tggtgtgtac	aatcattgaa	atggccacag	gaaaaccccc	3000
attttatgaa	ctgggagaac	cacaagcagc	tatgttcaag	gtgggaatgt	ttaaagtcca	3060
ccctgagatc	ccagagtcca	tgtctgcaga	ggccaaggca	ttcatactga	aatgttttga	3120
accagatcct	gacaagagag	cctgtgctaa	cgacttgctt	gttgatgagt	ttttaaaggt	3180
ttcaagcaaa	aagaaaaga	cacaacctaa	gctttcagct	ctttcagctg	gatcaaatga	3240
atatctcagg	agtatatcct	tgccggtacc	tgtgctgggtg	gaggacacca	gcagcagcag	3300
tgagtacggc	tcagtttcc	ccgacacgga	gttgaaagtg	gaccttctct	ctttcaaac	3360
aagagccaag	tcctgcggag	aaagagatgt	caagggaatt	cggacactct	ttttgggcat	3420
tccagatgag	aattttgaag	atcacagtgc	tcctccttcc	cctgaagaaa	aagattctgg	3480
attcttcatg	ctgaggaagg	acagtgagag	gcgagctacc	cttcacagga	tcctgacgga	3540
agaccaagac	aaaattgtga	gaaacctaat	ggaatcttta	gctcaggggg	ctgaagaacc	3600
gaaactaaaa	tgggaacaca	tcacaacct	cattgcaagc	ctcagagaat	ttgtgagatc	3660
cactgaccga	aaaatcatag	ccaccacact	gtcaagctg	aaactggagc	tggaactcga	3720
cagccatggc	attagccaag	tcaggtgggt	actctttgggt	tttcaagatg	ctgtcaataa	3780
agttcttcgg	aatcataaca	tcaagccgca	ctggatgttt	gccttagaca	gtatcattcg	3840
gaagcgggta	cagacagcca	ttaccatcct	ggttccagaa	ctaaggccac	atttcagcct	3900
tgcatctgag	agtataactg	ctgatcaaga	agacttggat	gtagaagatg	accatgagga	3960
acagccttca	aatcaaacctg	tcgaagacc	tcaggctgtc	attgaagatg	ctgtggctac	4020
ctcagggctg	agcacgctca	gttctactgt	gtctcatgat	tcccagagtg	ctcaccggtc	4080
actgaatgta	cagcttggaa	ggatgaaaat	agaaaccaat	agattactgg	aagaattgggt	4140
tcgaaagag	aaagaattac	aagcactcct	tcactcgagct	attgaagaaa	aagaccaaga	4200

-continued

```

aattaaacac ctgaagctta agtccaacc catagaaatt cctgaattgc ctgtatttca 4260
tctaaattct tctggcacia atactgaaga ttctgaactt accgactggc tgagagtgaa 4320
tggagctgat gaagacacta taagccggtt ttggctgaa gattatacac tattggatgt 4380
tctctactat gttacacgtg atgacttaaa atgcttgaga ctaaggggag ggatgctgtg 4440
cacactgtgg aaggctatca ttgactttcg aaacaacag acttgactgt tgctcaatct 4500
aatcttcgat ggaatttcta aaaattaata cagagctgat cttcttgggg gtgggaaat 4560
cgaagggaga ggagaaaggc gctgcacttt aaatccagta tttgtttact catgttaaaa 4620
aaaaaaaaa cagacaaaac aactgaaat ttctaacta catctatttc tataattttt 4680
aaggactctt cataaggact cttaaaataa tctgaacat tagaaccta atgttcagga 4740
agattttaat ctaagcattt ttatggaaat atttttaatg cagcagctat tgcacttcag 4800
ccaaatgttt atttcacaca aaacggatgt aacatttcat gtgatcgtgc accactggaa 4860
caaaacaaa atgtgaccat aactgtttag gcttctgtgt gtttgaata tgcttaata 4920
atctgagtag aaatgcgtaa tttcaattac tgtataaagt ttatgttttt ttaagtgtgc 4980
agaatctgag agcaatggtt tttacttctc tgtgttaatt gtaatattga ctctattttg 5040
taacttaagt ttctgacctg tcgtacattt gtttgagtcg tttatgtact actgaaactgt 5100
accagttgca catgcttgaa ctgtagtaat gttagcttgt tctaaagcta tccattgtgt 5160
catatttact ctaaaaatta aagagactct caacaaaaaa aaaaaaaaaa aaaaa 5215

```

<210> SEQ ID NO 43

<211> LENGTH: 4655

<212> TYPE: DNA

<213> ORGANISM: Homo sapiens

<220> FEATURE:

<223> OTHER INFORMATION: DPYSL2 glucocorticoid receptor-responsive gene

<400> SEQUENCE: 43

```

tctgtgcacc ttgcggtggg cggcgaacgg cagccgcggc agcagctagg gggcttgtgc 60
acacagcgag ggagacttag ggactggcag acggacggac ggacggcgag gaccctacct 120
gagccccga gccatggccg agagaaagca atccgggaag gcggcagagg acgaagaggt 180
ccctgctttt tttaaaacc tgggctccgg cagccccaag ccccggcaga aattctgtgg 240
catgttctgc ccggtggaag ggtcctcgga gaacaagacc atcgacttcg actcgctgtc 300
ggtagggccg ggctcggggc aggtggtggc tcagcagcgg gacgtcgccc acttggggccc 360
ggaccgcag ccgccgtact cgcggcaggg ccggcgcgcc ggcgagagc catctgttga 420
atcgggccgg aaggtggaga tccggagggc ctcgggcaaa gaagccctgc agaacatcaa 480
cgaccagagc gatcgtcttc tgatcaaagg aggtaaaatt gttaatgatg accagtcggt 540
ctatgcagac atatacatgg aagatgggtt gatcaagcaa ataggagaaa atctgattgt 600
gccaggagga gtgaagacca tcgaggccca ctcccggatg gtgatcccc gaggaattga 660
cgtccacact cgtttccaga tgctgatca ggaatgacg tctgctgatg atttcttcca 720
aggaaccaag gcggccctgg ctgggggaac cactatgatc attgaccacg ttgttctctga 780
gcttgggaca agcctgctcg ctgcctttga ccagtggagg gaatgggccc acagcaagtc 840
ctgctgtgac tactctctgc atgtggacat cagcagtggt cataagggca tccaggagga 900
gatggaagcg cttgtgaagg atcacggggt aaattccttc ctcgtgtaca tggctttcaa 960

```

-continued

agatcgcttc	cagctaacgg	attgccagat	ttatgaagta	ctgagtggtga	tccgggatat	1020
tggcgccata	gcccgaagtc	acgcagaaaa	tggcgacatc	attgcagagg	agcagcagag	1080
gatcctggat	ctgggcatca	cgggccccga	gggacatgtg	ctgagccgac	ctgaggagggt	1140
cgaggccgaa	gccgtgaatc	gtgccatcac	catcgccaac	cagaccaact	gcccgctgta	1200
tatcaccaag	gtgatgagca	aaagctctgc	tgaggtcatc	gcccaggcac	ggaagaaggg	1260
aactgtgggtg	tatggcgagc	ccatcactgc	cagcttggga	acggacggct	cccattactg	1320
gagcaagaac	tgggccaagg	ctgctgcctt	tgtaacctcc	ccacccttga	gccctgatcc	1380
aacctctcca	gactttctca	actccttget	gtcctgtgga	gacctccagg	tcacgggcag	1440
tgcccattgc	acgtttaaca	ctgcccagaa	ggctgtagga	aaggacaact	tcaccctgat	1500
tccggaggggc	accaatggca	ctgaggagcg	gatgtccgtc	atctgggaca	aggctgtggt	1560
cactgggaag	atggatgaga	accagtttgt	ggctgtgacc	agcaccaatg	cagccaaagt	1620
cttcaacctt	tacccccgga	aaggccgcat	tgctgtggga	tccgatgccg	acctggtcat	1680
ctgggacccc	gacagcgta	aaaccatctc	tgccaagaca	cacaacagct	ctctcgagta	1740
caacatcttt	gaaggcatgg	agtgccgctg	ctccccactg	gtggtcatca	gccaggggaa	1800
gattgtcctg	gaggacggca	ccttgcattg	caccgaaggc	tctggacgct	acattccccg	1860
gaagcccttc	cctgatattg	tttacaagcg	tatcaaggca	aggagcaggc	tggtgagct	1920
gagaggggtt	cctcgtggcc	tgtatgacgg	acctgtgtgt	gaagtgtctg	tgacgcccga	1980
gacagtcact	ccagcctcct	cggccaagac	gtctcctgcc	aagcagcagg	ccccacctgt	2040
cggaaacctg	caccagctg	gattcagttt	gtctgggtgt	cagattgatg	acaacattcc	2100
ccgccgcacc	accagcgtga	tcgtggcgcc	ccccgggggc	cgtgcccaaca	tcaccagcct	2160
gggctagagc	tcttgggctg	tgccgtccac	tggggactgg	ggatgggaca	cctgagggaca	2220
ttctgagact	tctttctctc	ttcctttttt	tttttttgtt	ttttttttta	agagcctgtg	2280
atagttactg	tggagcagcc	agttcatggg	gtcccccttg	gggccccaca	cccogtctct	2340
caccaagagt	tactgatttt	gctcatccac	ttccctacac	atctatgggt	atcacacca	2400
agactaccca	ccaagctcat	acaggggaacc	acacccaaca	cttagacatg	cgaacaagca	2460
gccccagcg	agggtctcct	tcgccttcaa	cctcctagtg	tctgttagca	tcttcctttt	2520
catgggggga	gggaagataa	agtgaattgc	ccagagctgc	ctttttcttt	tctttttaaa	2580
aattttaaga	agttttcttt	gtggggctgg	ggaggggccc	gggtcagggg	gagtcttttt	2640
tttttttttt	tttaaact	aaattggaac	atthaattcc	atattaatac	aaggggtttg	2700
aactggacat	cctaatgatg	caattacgtc	atcaccaccg	tgattccggg	tggttggcaa	2760
actcatcgtg	tctgtcctga	gaggctccac	aatgcccacc	cgcacgcca	ttctgtagtc	2820
ttcagggca	gctgttgata	aaggggcagg	cttgcgttat	tggcctagat	tttctgcag	2880
attaatctct	ttgaggattc	tcttctcttt	taccattttt	ctgcgtgctc	tcactctctc	2940
tttctctctc	tagcttttta	attcatgaat	atttctgtgt	ctgtctctct	ctctctctgt	3000
gtttctctca	gcccttctct	cggagacggg	gttttctctc	cttgcccctat	tatcttttca	3060
cctcccagggt	ctaccatttc	atgggtggctg	tgggtcccgc	ctaaaggatt	tgagcgtttg	3120
ccattgcaag	catagtgtctg	tgtcatcctg	gtccatgtag	gactggtgct	aaccacctgc	3180
catcatgagg	atgtgtgcta	gagtgtggga	ccttggccaa	gtgcaggaat	gggcatgcc	3240

-continued

```

gtctcaccca cagtatcaca cgtggaaccg cagacagggc ccagaagctt tagaggtatg 3300
aggctgcaga accggagaga ttttctctg tgcagtgtc tctggctaaa gtcacggtea 3360
aacctaaaca ccgagcctca ttaaccaag tgaaccaacc aaagtacca gttcagaagt 3420
gctaagctaa taggagtctg acccgaggc ctgctgttc ctggtaagt atcttttgag 3480
attctagaac acatgggagc tttttatctt cggggaaaaa ccgtatcttt ttcttgcca 3540
attatttcta aagacacact acatagaaag aggcctata aactcaaaaa gtcattggga 3600
aacttaaagt ctattctact ttgcaagagg agaaatgtgt tttatgaacg atagtcaca 3660
tcagaactcc tgtggggagg aaacctata aattaacac atggccccc tagagaccac 3720
aggatgatgc tgtctccatc cttccctctc cttttctgtc acctttcccc ctatctggct 3780
cctttggacc taccctgtc cttgctgact tgtgttgcac tgtattccaa acgtgtttac 3840
aggttctctt aagcaatgtt gtatttgcag gcttttctga ataccaaatc tgctttttgt 3900
aaagcgtaaa aacatcacia agtaggtcat tccatcacia ccctgtctc tctacacatt 3960
ttgcctttgg ggatctgggt ggggttttgg gttttttgtt gttgtgttt atttgttatt 4020
ttaaaggtaa attgcacttt taaaaaata attggtgac ttaatatatt tgcttttttt 4080
ctcacctgca cttagaggaa atttgaacia gttgaaaaa aacaattttt gtttcaattc 4140
taagaacac ttgcagctct agtattcact tgagtcttc tgtttttctc gtaccgggtc 4200
atggtaatth ttggttgttt tggttgttt cttaaaaaac aagttaaac ctgacgattt 4260
ctgcaggctg tgtaagcatg tttacctgtt ggcttgcctt gtgtgtctgt taaatgaatg 4320
tcatatgtaa atgctaaaat aaatcgacag tgtctcagaa ctgaataact gcagtgactt 4380
gatgctctaa aacagtgtag gatttaagaa tagatggtt ttaatcctgg aaattgtgat 4440
tgtgacccat gagtggagga actttcagtt ctaaagctga taaagtgtgt agccagaaga 4500
gtactttttt ttttgaacc actgtcttga tggcaaaaata attatggtaa aaaacaagtc 4560
tcgtgtttat tattccttaa gaactctgtg ttatattacc atggaacgcc taataaagca 4620
aaatgtgggt gtttcaggaa aaaaaaaaaa aaaaa 4655

```

<210> SEQ ID NO 44

<211> LENGTH: 4417

<212> TYPE: DNA

<213> ORGANISM: Homo sapiens

<220> FEATURE:

<223> OTHER INFORMATION: SEMA4D glucocorticoid receptor-responsive gene

<400> SEQUENCE: 44

```

gctgtaacac tcaccgtgaa ggtctgcagc ttcactccc agccagcgag accacgaacc 60
caccagaagg aagaaactct gaacacatct gaacatcaga agggacagac tccagacgag 120
ccaccactct gctaacacca gatagtggaa agaaacctg tgctgaaatg tttgacgaca 180
ctgatggttt gactctgcta actggaatgg cttattgtgc aagaaagtac acctggtcgg 240
gtcctggggc tcactcttag caccagcaaa gatttctgaa gacgtcttc tagaaatgac 300
tgaaaagtth caagaggcat aagatacagc atttctctg aggcctgaa gaagtatcaa 360
gtgggctttg acattgctgt ggtgagagcg accctctctc acctggagaa ctgggaaatg 420
tggattctca gggaccgagc tgttcacgag ctccaggctg tgctgctggc cctggtcctg 480
gggcgctgag ccgcatctgc aatagcacac ttgccgggcc acctgctgac gtgagcctt 540

```

-continued

gctgctgaag ccctggggt cgcctctacc tgatgaggat gtgcaccccc attagggggc	600
tgctcatggc ccttgcaagt atgtttggga cagcgatggc atttgacccc ataccccgga	660
tcacctggga gcacagagag gtgcacctgg tgcagtttca tgagccagac atctacaact	720
actcagcctt gctgctgagc gaggacaagg acaccttgta cataggtgcc cgggaggcgg	780
tcttcgctgt gaacgcactc aacatctccg agaagcagca tgaggtgtat tggaaagtct	840
cagaagacaa aaaagcaaaa tgtgcagaaa aggggaaatc aaaacagaca gagtgcctca	900
actacatccg ggtgctgcag ccactcagcg ccaactccct ttacgtgtgt gggaccaacg	960
cattccagcc ggctgtgac cacctgaact taacatcctt taagtttctg gggaaaaatg	1020
aagatggcaa aggaagatgt ccttttgacc cagcacacag ctacacatcc gtcattggtt	1080
atggagaact ttattcgggg acgtcgtata attttttggg aagtgaaccc atcatctccc	1140
gaaattcttc ccacagtcct ctgaggacag aatatgcaat cccttggtg aacgagccta	1200
gtttcgtgtt tgctgacgtg atccgaaaaa gcccagacag ccccgacggc gaggatgaca	1260
gggtctactt cttcttcacg gaggtgtctg tggagtatga gtttgtgttc aggggtctga	1320
tcccacggat agcaagagtg tgcaaggggg accagggcgg cctgaggacc ttgcagaaga	1380
aatggacctc cttctgaaa gcccgactca tctgctcccg gccagacagc ggcttggctt	1440
tcaatgtgct gcgggatgct ttcgtgctca ggtccccggg cctgaagggtg cctgtgttct	1500
atgcaactct caccacacag ctgaacaacg tggggctgtc ggcagtgtgc gcctacaacc	1560
tgtccacagc cgaggaggtc tctcccccag ggaagtacat gcagagcacc acagtggagc	1620
agtccccacac caagtgggtg cgtataaatg gcccggtacc caagcccggg cctggagcgt	1680
gcatcgacag cgaggcacgg gccgccaact acaccagctc cttgaatttg ccagacaaga	1740
cgctgcagtt cgttaaagac cacccttga tggatgactc ggtaacccca atagacaaca	1800
ggcccagggt aatcaagaaa gatgtgaact acaccagat cgtgggtggc cggaccagg	1860
ccctggatgg gactgtctat gatgtcatgt ttgtcagcac agaccgggga gctctgcaca	1920
aagccatcag cctcgagcac gctgttcaca tcatcgagga gaccagctc ttccaggact	1980
ttgagccagt ccagaccctg ctgctgtctt caaagaaggg caacaggttt gtctatgctg	2040
gctctaactc gggcgtggtc caggccccgc tggccttctg tgggaagcac ggcacctgcg	2100
aggactgtgt gctggcggc gacccctact gcgctggag cccgcccaca ggcacctgcg	2160
tggctctgca ccagaccgag agccccagca ggggtttgat tcaggagatg agcggcgatg	2220
cttctgtgtg cccggcctcg tctcctaagc ccctccctcc tcttggctcc tcttccctgt	2280
cctgtctggg ccattgtggg gacaggaggc tttcctctcc ctggaccccc tggccagcct	2340
cgggtgcggg gcccgacagc agctcgaggg tctccttctg gccgcccctc ctgagtgacc	2400
aggcacagca cgtgcacgcc ctggggaact tctacctctt ctgccaggcc acaggtcctg	2460
cagacattcg ctttctctgg gagaagaatg ggcgagctct ggagacctgt gtcctctgct	2520
agaccatgac actgcccgat ggcagggccc atgcaactcag ctggctgcag gacgccaatc	2580
gggaaagcgc tgagtatcgc tgcctctgct tctcctcagc agggaacaag acttcgaagg	2640
tgcaagttgc tgtgatgaga cctgaagtga cccaccagga gaggtggacc agagagctct	2700
ctgctggag ggctgtggct ggggagcacg accggatgat gcagagctgg aggaaggcgt	2760
gggaaagctg tagcaaggac accctgtagc caccaggaag gagtccctga caccgacctc	2820

-continued

```

aaccccaaca agaccctgct gccactgacc acagccaccc cgggagaagg cctgggtcccc 2880
cacaactgtg aactgtcttg cccaagcctg ctctgaacac agccattggg ccaccacctg 2940
atgggcagag gcgggacagt ggagaagcct ggaacccaag tgggcctgtg acaggaacta 3000
agacttaaaa aattaggtgc ttacctggga cagtaagttc tgtctggcac aagcaggtaa 3060
ccaggatggc taacaggcctt tgatagctgc tcgtgaacta aaacagcagg gtgtgtgcag 3120
gttcctcctc tacggtcagg cagcaggctc tgaaggctga tcctacaccg tcccagtgac 3180
tccccttgac agagtgcccc caccacctaa tagccaacag ggtagcatg gccagcacag 3240
atcgctgctt ttattgatgc aaatcaagcc tgctgcttct cctccctgca gacttagcca 3300
aggaactcca agatgcatga ctgggacaag aaaaggtagg actccacatg gaaatgcctt 3360
gccctaaacc ttgaatgact gtgagatgcg atctgggagt gcatctgtca agtctttgtg 3420
ttttcttcac taacctcaga atactgggct ctattttatc aagcgtgca gtttatgcct 3480
ctgtcccgtc aatgctcagc ttctgcaaca ggacacaaa cttgatgcag aaagccaat 3540
aggtaatta tgcaaatctc ctggtgccat attaaatttc ttgacgatgg aatgagtctc 3600
atgagtgttt tgttctaact gctttcaagt ctctaattat taaagctgta tctctgaaga 3660
ctgtgtcact gtgtgtgtga acttgtccta aagctactca gcctttaatc ttacacacac 3720
gtctcttctt gtctgttgaa tgacagtttt catgtctatc ataaaaccaa agcctctgtt 3780
aaaagtcaag ccgcaccctc ctggtgatcc tagcaaatc tgagtgtctt cccagcagtg 3840
tgacaatgac ctgttttgca tcccctcttt ctggagctgg acaaatctc taccagcctt 3900
tgtgtgggat cagcatacat cgctgctaa ttccttcagg atccatcaca acagggtgctc 3960
tgaagatgct ggagacaccc tggttgtctc cacacgttcc ccctccgac cccaagtcca 4020
gaggcccagc tgctgtgtag gtgtgtgctt gcccatccag ccaaggatgc cagtcttgct 4080
cacggaacca tcacatactc ataacctgaa gttttctgtt aaaatatcca tcagctcact 4140
gtggttcttg ctttgggtgt ggcttcaacc actacaaact gatgagtcaa atgctatggg 4200
ctttaggctt atattcttgg tgctgttttc tgtctctctc cctgaagtct ggatttcaag 4260
cactttcaca cttaacaaaa taattacata ctgaagttt tcgtaatgtg gagtgttcta 4320
ctgggaaatg gagttatgag gatgaatttc tgagtcttcc tttgctctgc tggaaaaaat 4380
aaaaatagag ttgtacattg aaaaaaaaa aaaaaaa 4417

```

<210> SEQ ID NO 45

<211> LENGTH: 3108

<212> TYPE: DNA

<213> ORGANISM: Homo sapiens

<220> FEATURE:

<223> OTHER INFORMATION: STOM glucocorticoid receptor-responsive gene

<400> SEQUENCE: 45

```

gcctctggct cctcagggca ttcccggcgg ctccgggttt ggcaacgagg acgggggagt 60
gcgactgcgt ctcgggcagc atggccgaga agcggcacac acgggactcc gaagcccagc 120
ggctccccga ctccttcaag gacagcccca gtaagggcct tggaccttgc ggatggattt 180
tgggtggcgt ctcattctta ttcaccgtta taactttccc aatctcaata tggatgtgca 240
taaagattat aaaagagtat gaaagagcca tcatctttag attgggtcgc attttacaag 300
gaggagccaa aggacctggt ttgtttttta ttctgcatg cactgacagc ttcataaag 360

```

-continued

tggacatgag aactatttca tttgatattc ctccctcagga gatcctcaca aaggattcag	420
tgacaattag cgtggatggt gtggtctatt accgcgttca gaatgcaacc ctggctgtgg	480
caaatatcac caacgctgac tcagcaaccc gtcttttggc acaaactact ctgaggaatg	540
ttctgggcac caagaatcct tctcagatcc tctctgacag agaagaaatt gcacacaaca	600
tgcaagtctac tctggatgat gccactgatg cctggggaat aaaggtggag cgtgtggaaa	660
ttaaggatgt gaaactacct gtgcagctcc agagagctat ggctgcagaa gcagaagcgt	720
cccgcgagggc ccgcgccaaag gttattgcag ccgaaggaga aatgaatgca tccagggctc	780
tgaaagaagc ctccatggtc atcactgaat ctccctgcagc ccttcagctc cgatacctgc	840
agacactgac caccattgct gctgagaaaa actcaacaat tgtcttcctc ctgcccatag	900
atagtctgca aggaatcata ggggcaaac acagccatct aggctagtgt agagatgagc	960
gctagccttc caagcatgaa gtcggggacc aaattagcct ttaactcata aagagaggggt	1020
agggcttttc tttttccata tgtcaattgt ggtgttccca gaatgtatag cagttataaa	1080
aataggtgaa agaattgtta gcttgtaaat actgagagat tgggtgattta tataaggtaa	1140
tctgttagtc ttaaaatagt taaaagtgtg tatttttaga ttattatgta gtaggttaga	1200
tccctcttgt tttgacttcc actgactcat tctgaacccc ctaagcacc aggccagagg	1260
caagaacctg ggctgtaact gccacctgac accgctgact ggctaaaatgc tttgcagaaa	1320
gtgatgacct tacaccacaa ccagcttctc caggtcatat gtgccttacc tccagagagt	1380
cttttttttt ttttttctga gatggagttt cactcttgtt gcccagctg gagtgcaata	1440
gcatgatctc ggctcactgc aaacctcgcc tccctgggttc aagagattct cctgcctcag	1500
cctccccagt agctgggatt acaggctcat gccaccatgc ccagctaatt tttgtattat	1560
tattattgtt ttttagtaga gaecggggtt caccatgttg gccaggctag tcacgaactc	1620
ctaacctcag gtgatccacc cacctctgcc tcccaaagtg ctgggattac aggcattgagc	1680
taccacacct ggtttgaga gtcttaatta aggaaatttc cctaatgttc atttattttc	1740
taaatccaga ccgtgttca gaataatcct tacttgagag tagccatttt cttgcctgta	1800
cttgtcagaa ctagaggaaa tagccaagac taatgaaaa gattactcta acccttaaaa	1860
gacttttaaa ttcactacta gagtggcat tttaaaaata catccatgtt ttaacttatt	1920
tgagccttct ttatgagtaa atgattcctc cttgttctgt ctttcaaacc agctaaatat	1980
ttgtcacaaa agtgcttttt tctcactgtt gccatttttc atatatcagg ttttaaatag	2040
ttttaatttt ttaataaaat tttctctacg ttctatatgc aattgttata tatctatttg	2100
aatagctgaa ggactaaaat acttttttaa gagataactt caggaaacca ttatatttta	2160
ctatctgcat gctgttaact gtggtacact gtgaaatatg ttgattacaa acccattcat	2220
tacatagtat aaggaattca cagtatattg actatatagt gtctaatgat cttgggcaga	2280
tactgtcaaa cttacaatat ctatatagat gtaggtcttt ttaaatttac ctagtcatc	2340
ttctatcatg tatattgatg ctgaaagagg aactggtcag ctccctctgga caacaaattc	2400
ttagtctata atattaggag acatcttctg ttttgcaaat gtctgtgaaat ctgagcaacc	2460
tggcattctg cttactggcc agaagctgg cgggtgacat ttgtaacatt tctcttttga	2520
gactctgagt tcacctagag aagtctaagc ataacagctt tctttcccag cagagcctt	2580
tatagctctc tttagctcaa ccactctgtc catccagcca atggatgtcc cttcccctgt	2640

-continued

```

accccaatTT caagcttatt ttaggaagcc ttgaaactacc atgtatcctg gctcctagct 2700
gagtttatta gaggtatgga gcagtgcaac ttaaaactcaa gttgcaacta cattttgaaT 2760
tttaaaatga tgggtttatc tgttgtgtga agtgggtcac ccttgaggac caggagcctc 2820
catatcctga ctgaaaaacct tttctgagac ttagagtaac agtgcttttg gttccttgag 2880
ttctcctgtc tccagatacc aaatgaacct gacttttctg ccttgtgaat tcgtagtcca 2940
atcagctgaa attaaatcac ttgggaggga cgcataagaag gagctctagg aacacagtgc 3000
cagtgcgaaa gtttctccag gtggcctccc ttccaacaa tgtacataat aaagtgtatg 3060
cactttcact aataaaaaaa aaaaaaaaaa aaaaaaaaaa aaaaaaaaaa 3108

```

<210> SEQ ID NO 46

<211> LENGTH: 4090

<212> TYPE: DNA

<213> ORGANISM: Homo sapiens

<220> FEATURE:

<223> OTHER INFORMATION: MAOA glucocorticoid receptor-responsive gene

<400> SEQUENCE: 46

```

gggcgctccc ggagtacag caaaagggtt cgccccgccc acagtgccc gctcccccg 60
ggtatcaaaa gaaggatcgg ctccgcccc gggtccccg ggggagtga tagaagggtc 120
cttcccacc tttgcgtec ccactcctgt gctcacgacc caggagcgtg tcagccaaag 180
catggagaat caagagaagg cgagtatcg gggccacatg ttcgacgtag tcgtgatcgg 240
aggtygcatt tcaggactat ctgctgccc actcttgact gaatatggcg ttagtgttt 300
ggttttagaa gctcgggaca gggttggagg aagaacatat actataagga atgagcatgt 360
tgattacgta gatgttggg gagcttatgt gggaccaacc caaacagaa tcttacgctt 420
gtctaaggag ctgggcatag agacttaca agtgaatgtc agtgagcgtc tcgttcaata 480
tgtcaagggg aaaacatata catttcgggg cgcctttcca ccagtatgga atccattgc 540
atatttggat tacaataatc tgtggaggac aatagataac atggggaagg agattccaac 600
tgatgcaccc tgggaggctc aacatgctga caaatgggac aaaatgacca tgaagagct 660
cattgacaaa atctgctgga caaagactgc taggcggttt gcttatcttt ttgtgaatat 720
caatgtgacc tctgagcctc acgaagtgtc tgccctgtgg ttcttgtggt atgtgaagca 780
gtgcgggggg accactcgga tattctctgt caccaatggt ggccaggaac ggaagtttgt 840
aggtygatct ggtcaagtga gcgaacggat aatggacctc ctccggagacc aagtgaagct 900
gaaccatcct gtcactcacg ttgaccagtc aagtgacaac atcatcatag agacgctgaa 960
ccatgaacat tatgagtgca aatagtaaat taatgcatc cctccgacct tgactgccc 1020
gattcacttc agaccagagc ttccagcaga gagaaccag ttaattcagc ggcttccaat 1080
gggagctgtc attaagtgca tgatgtatta caaggaggcc ttctggaaga agaaggatta 1140
ctgtggctgc atgatcattg aagatgaaga tgctccaatt tcaataacct tggatgacac 1200
caagccagat gggctcactgc ctgccatcat gggcttcatt cttgcccga aagctgatcg 1260
acttgctaag ctacataagg aaataaggaa gaagaaaatc tgtgagctct atgccaaagt 1320
gctgggatcc caagaagctt tacatccagt gcattatgaa gagaagaact ggtgtgagga 1380
gcagtactct gggggctgct acacggccta cttccctcct gggatcatga ctcaatatgg 1440
aagggtgatt cgtcaaccgg tgggcaggat tttctttcgg ggcacagaga ctgccacaaa 1500

```

-continued

gtggagcggc	tacatggaag	gggcagttga	ggctggagaa	cgagcagcta	gggaggtcct	1560
aaatggcttc	gggaaggtga	ccgagaaaga	tatctgggta	caagaacctg	aatcaaagga	1620
cgttccagcg	gtagaaatca	cccacacctt	ctgggaaagg	aacctgcctt	ctgtttctgg	1680
cctgctgaag	atcattggat	tttccacatc	agtaactgcc	ctggggtttg	tgctgtacaa	1740
atacaagctc	ctgccacggt	cttgaagttc	tgttcttatg	ctctctgctc	actggttttc	1800
aataccacca	agaggaaaat	attgacaagt	ttaaaggctg	tgtcattggg	ccatgtttaa	1860
gtgtactgga	tttaactacc	tttggcttaa	ttccaatcat	tgttaaagta	aaaaaatc	1920
aaagaatcac	ctaattaatt	tcagtaagat	caagctccat	cttatttgtc	agtgtagatc	1980
aactcatggt	aattgataga	ataaagcctt	gtgatcactt	tctgaaattc	acaaagttaa	2040
acgtgatgtg	ctcatcagaa	acaatttctg	tgctctgttt	ttattccctt	caatgcaaaa	2100
tacatgatga	tttcagaaac	aaagcatttg	actttctgtc	tgtggaggtg	gagtaggtga	2160
aggcccagcc	tgtaactgtc	ctttttcttc	ccttaggcaa	tggtgaactg	tcattacaga	2220
gcctagagggc	tcacagcctc	ctggaggaag	cagcctccac	tttggatcag	gaaatagtaa	2280
aggaaagcag	tgttgggggt	agcggcatgc	agaccctcag	accagaatgg	ggacatcttg	2340
tggtctgctg	cctcaggaat	ctcctgacca	cttgtagtcc	ctccgacttc	tctagacatc	2400
tagtctcagt	gctagcttat	ttgtattttt	cctctttcac	ttcttatgga	ggagagtgtt	2460
taactgagtt	agaatgttga	aactgacttg	ctgtgactta	tgtgcagctt	tccagttgag	2520
cagaggaaaa	tagtggcagg	actgtccccc	aggaggactc	cctgcttagc	tctgtgggag	2580
accaactacg	actggcatct	tctcttcccc	ctggaaggca	gctagacacc	aatggatcct	2640
tgtcagttgt	aacattctat	ttcaacttca	ggaaagcagc	agttttcttt	taatttttcc	2700
tatgaccata	aaattagaca	tacctctcaa	cttacatatg	tcttcaacat	ggttacctct	2760
gcataaatat	tagcaaaagca	tgccaatttc	tcttaagtac	tgaaatacat	atgataaatt	2820
tgactgttat	ttgttgagac	tatcaaacag	aaaagaaatt	agggtcttaa	ttccttaaa	2880
gcaagctcac	ttgctttagt	tgtaagttt	tataaaagac	atgaaattga	gtcattttat	2940
atatgaaaac	taagtctctc	atcttaggag	taatgtcggc	ccacaagggt	gcccacctct	3000
tgttttcccc	tttataaaac	tcagattttt	aaaagccctt	tccaaagggt	tcaactgtaa	3060
aatacttctt	tttacaatgt	atcaacatat	ttttatttaa	ggggaattaa	caattgccag	3120
ggaaaccagc	caacccaagt	ttattatata	attaacctta	tcataaatc	aaacctaaat	3180
tgctggaccc	tggtgtgagg	acataaatct	tccaaagttt	tgctatcctt	aagagctgca	3240
ttttctact	gctctttacc	ttgcatttta	gctaatttag	gagttttgag	aatgtattgg	3300
atacgtctca	gtacataaag	agttgocgca	tattatatca	gactgctttg	agaaatctca	3360
tccctagtct	attgcagttg	tttctattag	cttactgatt	aactcagttc	tgacacacct	3420
tttggaaat	gctgatttaa	acttcttaac	tggcaacagt	tggaacagta	atcagtttgc	3480
taacatattt	aaagtcttga	atgttgaaga	actcatgtga	tttacccttt	tcaacttttt	3540
ggaaaacgat	ttaatttatt	ctaattagat	taacctatt	aatctatgga	ttgggtatca	3600
aaatgaatgc	cagtcagat	gtgcctagac	acgaaattgg	agctgaggac	tctcacgata	3660
tgcaagttca	tccaacgtga	agataccata	agctttttct	ctgaaccaga	gaaatgaaag	3720
tcagtttaag	aggctgatag	atcttggccc	tgtaaggca	tccacttcac	agttctgaag	3780

-continued

gctgagtcag cccactoca cagttaggcc aagaattaga ttttaaaact tcatctgtct	3840
gtcccagtta actgttaaat aaggcctcat cctccactga agagtatgga ttgaaggatt	3900
gtgaactatg tttagtgtga ttgtgaactt ggtgcctaata gttccatgtc tgaagtttgc	3960
cccagtgtca cacgttgagg tatacctatg tgtgtgcttt gccactgaag taagattttg	4020
cctgtatggt actgttttgt ttgttaataa agtgcactgc caccoccaat gcaaaaaaaaa	4080
aaaaaaaaaa	4090

<210> SEQ ID NO 47

<211> LENGTH: 6784

<212> TYPE: DNA

<213> ORGANISM: Homo sapiens

<220> FEATURE:

<223> OTHER INFORMATION: glucocorticoid receptor (GR) alpha

<400> SEQUENCE: 47

ggcgccgect ccaccgctc cccgctcggc cccgctcgtc cgcccaggcc gggctgcct	60
ttcgcggtgc cgcgctctct tccctccgcc gccgctcct ccattttgcg agctcgtgtc	120
tgtgacggga gcccgagtca ccgctgccc gtcggggacg gattctgtgg gtggaaggag	180
acgccgcagc cggagcggcc gaagcagctg ggaccgggac ggggcacgcg cgcccggaac	240
ctcgaccgcg ggagcccggc gcggggcgga gggctggctt gtcagctggg caatgggaga	300
ctttcttaaa taggggctct ccccccacc atggagaaa gggcggctgt ttacttctt	360
tttttagaaa aaaaaatat atttccctc tgctccttct gcgttcacaa gctaagttgt	420
ttatctcggc tgcggcgga actgcccagc gtggcgggcg agcggctcct ctgccagagt	480
tgatattcac tgatggactc caaagaatca ttaactcctg gtagagaaga aaacccagc	540
agtgtgcttg ctcaggagag gggagatgtg atggacttct ataaaaacct aagaggagga	600
gctactgtga aggtttctgc gtcttccacc tcaactggctg tcgcttctca atcagactcc	660
aagcagcgaa gacttttggc tgattttcca aaaggtcag taagcaatgc gcagcagcca	720
gatctgtcca aagcagttc actctcaatg ggactgtata tgggagagac agaacaacaa	780
gtgatgggaa atgacctggc attcccacag cagggccaaa tcagccttcc ctcgggggaa	840
acagacttaa agcttttggc agaaagcatt gcaaacctca ataggtcagc cagtgttcca	900
gagaacccca agagtccagc atccactgct gtgtctgctg ccccccacaga gaaggagttt	960
ccaaaaactc actctgatgt atcttcagaa cagcaacatt tgaagggcca gactggcacc	1020
aacggtggca atgtgaaatt gtataccaca gaccaaagca cctttgacat tttgcaggat	1080
ttggagtttt cttctgggtc cccaggtaaa gagacgaatg agagtccttg gagatcagac	1140
ctggtgatag atgaaaactg tttgctttct cctctggcgg gagaagacga ttcattcctt	1200
ttggaaggaa actcgaatga ggactgcaag cctctcattt taccggacac taaacccaaa	1260
attaaggata atggagatct ggttttgtca agccccagta atgtaaacct gcccgaagtg	1320
aaaacagaaa aagaagatct catcgaactc tgcaccctg gggtaatata gcaagagaaa	1380
ctgggcacag tttactgtca ggcaagcttt cctggagcaa atataattgg taataaaatg	1440
tctgccatct ctgttcatgg tgtgagtacc tctggaggac agatgtacca ctatgacatg	1500
aatacagcat ccctttctca acagcaggat cagaagccta tttttaatgt cattccacca	1560
attcccgctg gttccgaaaa ttggaatagg tgccaaggat ctggagatga caacttgact	1620

-continued

tctctgggga	ctctgaactt	cctgggtcga	acagtttttt	ctaattggcta	tccaagcccc	1680
agcatgagac	cagatgtaag	ctctctcca	tccagctcct	caacagcaac	aacaggacca	1740
cctcccaaac	tctgcctggt	gtgctctgat	gaagcttcag	gatgtcatta	tggagtctta	1800
acttgtagaa	gctgtaaagt	tttcttcaaa	agagcagtgg	aaggacagca	caattaccta	1860
tgtgctggaa	ggaatgattg	catcatcgat	aaaattcgaa	gaaaaaactg	cccagcatgc	1920
cgctatcgaa	aatgtcttca	ggctggaatg	aacctggaag	ctcgaaaaac	aaagaaaaaa	1980
ataaaaggaa	ttcagcaggc	cactacagga	gtctcacaag	aaacctctga	aaatcctggt	2040
aacaaaacaa	tagttcctgc	aacgttacca	caactcacc	ctacctggt	gtcactggtg	2100
gaggttattg	aacctgaagt	ggtatatgca	ggatatgata	gctctgttcc	agactcaact	2160
tggaggatca	tgactacgct	caacatgta	ggaggggcgc	aagtgattgc	agcagtgaaa	2220
tgggcaaagg	caataccagg	tttcaggaac	ttacacctgg	atgaccaa	gacctactg	2280
cagtactcct	ggatgtttct	tatggcattt	gctctggggt	ggagatcata	tagacaatca	2340
agtgcacaacc	tgctgtgttt	tgctcctgat	ctgattatta	atgagcagag	aatgactcta	2400
ccctgcatgt	acgaccaatg	taaacacatg	ctgtatgttt	cctctgagtt	acacaggctt	2460
caggtatctt	atgaagagta	tctctgtatg	aaaaccttac	tgcttctctc	ttcagttcct	2520
aaggacggtc	tgaagagcca	agagctattt	gatgaaatta	gaatgacct	catcaagag	2580
ctaggaaaag	ccattgtcaa	gaggaagga	aactccagcc	agaactggca	gctgttttat	2640
caactgacaa	aactcttgg	ttctatgcat	gaagtgggtg	aaaatctcct	taactattgc	2700
ttccaaacat	ttttggataa	gaccatgagt	attgaattcc	ccgagatggt	agctgaaatc	2760
atcaccaatc	agataccaaa	atattcaaat	ggaaatatca	aaaaacttct	gtttcatcaa	2820
aagtgactgc	cttaataaga	atggttgcct	taaagaaagt	cgaattaata	gcttttattg	2880
tataaacat	cagtttgctc	tgtagagggt	ttgttgtttt	attttttatt	gttttcatct	2940
gttgttttgt	tttaaatcgc	cactacatgt	ggtttataga	gggccaagac	ttggcaacag	3000
aagcagttga	gtcgtcatca	cttttcagtg	atgggagagt	agatgggtgaa	atttattagt	3060
taatatatcc	cagaaattag	aaaccttaat	atgtggcgtc	aatctccaca	gtcaaagaag	3120
gatggcactc	aaaccaccag	tgcccaaagt	ctgtgtgatg	aactttctct	tcatactttt	3180
tttcacagtt	ggctggatga	aattttctag	actttctggt	gggtatccc	ccccctgat	3240
agttaggata	gcatttttga	tttatgcatg	gaaacctgaa	aaaaagtta	caagtgtata	3300
tcagaaaagg	gaagttgtgc	cttttatagc	tattactgtc	tggttttaac	aatttccttt	3360
atatttagtg	aactacgctt	gctcattttt	tcttacataa	ttttttatc	aagttattgt	3420
acagctgttt	aagatgggca	gctagttcgt	agctttccca	aataaactct	aaacattaat	3480
caatcatctg	tgtgaaaatg	ggttgggtct	tctaacctga	tggcacttag	ctatcagaag	3540
accacaaaaa	ttgactcaaa	tctccagtat	tcttgtcaaa	aaaaaaaaaa	aaaaagctca	3600
tattttgtat	atatctgctt	cagtggagaa	ttatataggt	tgtgcaaatt	aacagtccta	3660
actggtatag	agcacctagt	ccagtgacct	gctgggtaaa	ctgtggatga	tggttgcaaa	3720
agactaat	taaaataaac	taccaagagg	cctgtctgt	acctaacgcc	ctatttttgc	3780
aatggctata	tggcaagaaa	gctggtaaac	tatttgctt	tcaggacctt	ttgaagtagt	3840
ttgtataact	tcttaaaagt	tgtgattcca	gataaccagc	tgtaacacag	ctgagagact	3900

-continued

tttaatcaga caaagtaatt cctctcacta aactttaccc aaaaactaaa tctctaatat 3960
ggcaaaaatg gctagacacc cattttcaca ttcccactctg tcaccaattg gttaatcttt 4020
cctgatggta caggaaagct cagctactga tttttgtgat ttagaactgt atgtcagaca 4080
tccatgtttg taaaactaca catcccta atgtgccata gagtttaaca caagtctctg 4140
gaatttcttc actgttgaaa attattttaa acaaaaataga agctgtagta gccctttctg 4200
tgtgcacctt accaactttc tgtaaactca aaacttaaca tatttactaa gccacaagaa 4260
atgtgatttc tattcaaggt ggccaaatta tttgtgta atgaaaactga aaatctaata 4320
ttaaaaatat ggaacttcta atatatTTTT atatttagtt atagtctcag atatatatca 4380
tattggattt cactaatctg ggaagggag ggctactgca gctttacatg caatttatta 4440
aatgattgt aaaatagctt gtatagtgta aataagaat gatttttaga tgagattgtt 4500
ttatcatgac atgttatata tttttgtag gggcacaaga aatgctgatg gataacctat 4560
atgatttata gtttgcacat gcattcatac aggcagcgtt ggtctcagaa accaaacagt 4620
ttgctctagg ggaagagggg gatggagact ggtcctgtgt gcagtgaagg ttgctgaggc 4680
tctgaccag tgagattaca gaggaagtta tcctctgcct cccattctga ccaccctct 4740
cattccaaca gtgagtctgt cagcgcaggt ttagtttact caatctcccc ttgcaactaa 4800
gtatgtaag tatgtaaaaca ggagacagga aggtgggtgt tacatcetta aaggcaccat 4860
ctaatagcgg gttactttca catacagccc tccccagca gttgaatgac aacagaagct 4920
tcagaagttt ggcaatagtt tgcatagagg taccagcaat atgtaaatag tgcagaatct 4980
cataggttgc caataatata ctaattcctt tctatctac aacaagagtt tatttccaaa 5040
taaaatgagg acatgttttt gttttctttg aatgcttttt gaatgttatt tgttattttc 5100
agtatttttg agaaattatt taataaaaaa acaatcattt gctttttgaa tgctctctaa 5160
aagggaatgt aatattttta gatgggtgtt aaccggctg gataaatttt tgggtgcctaa 5220
gaaaactgct tgaatattct tatcaatgac agtgtaagt ttcaaaaaga gcttctaaaa 5280
cgtagattat cattccttta tagaatgta tgggtttaa accagaaagc acatctcaca 5340
cattaatctg attttcatcc caacaatctt ggcgctcaaa aatagaact caatgagaaa 5400
aagaagatta tgtgcacttc gttgtcaata ataagtcaac tgatgctcat cgacaactat 5460
aggaggcttt tcattaatg ggaagaag ctgtgccctt ttaggatagc tgggggaaaa 5520
gaaagtcatc ttaattatgt ttaattgtgg atttaagtgc tatatggtgg tgctgtttga 5580
aagcagattt atttctatg tatgtgttat ctggccatcc caaccctaac tgttgaagt 5640
tgtagtaact tcagttagag ttggttactc acaacaaatc ctgaaaagta ttttttaggt 5700
ttgtaggat tctgtgggat actatacaag cagaactgag gcacttagga cataaactt 5760
ttgggtata tatatccaaa tgcctaaac tatgggagga aacctggcc accccaaaag 5820
gaaaactaac atgatttggt tctatgaagt gctggataat tagcatggga tgagctctgg 5880
gcatgccatg aaggaaagcc acgctccctt cagaattcag aggcaggag caattccagt 5940
ttcacctaag tctcataatt ttagttccct tttaaaaacc ctgaaaacta catcaccatg 6000
gaatgaaaa tattgttata caatacattg atctgtcaaa cttccagaac catggtagcc 6060
ttcagtgaga tttccatctt ggctggctac tccctgactg tagctgtagg tgaatgtgtt 6120
tttgtgtgtg tgtgtctggt tttagtgtca gaagggaat aaaagtgtaa ggaggacact 6180

-continued

```

ttaaaccctt tgggtggagt ttcgtaattt cccagactat tttcaagcaa cctggtcocac 6240
ccaggattag tgaccagggt ttcaggaag gatttgcttc tctctagaaa atgtctgaaa 6300
ggattttatt ttctgatgaa aggctgtatg aaaataccct cctcaataa cttgcttaac 6360
tacatataga ttcaagtgtg tcaatattct attttgata ttaaatgcta tataatgggg 6420
acaaatctat attatactgt gtatggcatt attaagaagc tttttcatta tttttatca 6480
cagtaatttt aaaatgtgta aaaattaaaa ccagtgactc ctgtttaaaa ataaaagttg 6540
tagtttttta ttcagctgta ataataatct gtagttaaaa aaaaagtgc tttttaccta 6600
cgcagtgaaa tgtcagactg taaaacctg tgtggaatg ttttaactttt attttttcat 6660
ttaaatttgc tgttctgga ttaccaaac acacatttgt accgaattgg cagtaaatgt 6720
tagccattta cagcaatgcc aaatatggag aaacacata ataaaaaat ctgctttttc 6780
atta 6784

```

<210> SEQ ID NO 48

<211> LENGTH: 4154

<212> TYPE: DNA

<213> ORGANISM: Homo sapiens

<220> FEATURE:

<223> OTHER INFORMATION: glucocorticoid receptor (GR) beta

<400> SEQUENCE: 48

```

ggcgccgct ccaccgctc cccgctcgt cccgctcgt cggccaggcc gggctgcct 60
ttcgcgtgct cgcgctctct tccctcggc gccgctcct ccattttgcg agctcgtgct 120
tgtgacggga gcccgagtea ccgctgccc gtcggggaag gattctgtgg gtggaaggag 180
acgccgcagc cggagcggcc gaagcagctg ggaccgggac ggggcacgcg cggccggaac 240
ctcgaccgca ggagccggc gcggggcgga gggctggctt gtcagctggg caatgggaga 300
ctttcttaaa taggggctct cccccaccc atgggagaaag gggcggtgtt ttacttctt 360
tttttagaaa aaaaaatat atttccctcc tgctccttct gcgttcacaa gctaagtgtg 420
ttatctcggc tgcggcgga actgcggaag gtggcgggcg agcggtcct ctgccagagt 480
tgatattcac tgatggactc caaagaatca ttaactcctg gtagagaaga aaacccagc 540
agtgtgcttg ctcaggagag gggagatgtg atggacttct ataaaacctt aagaggagga 600
gctactgtga aggttttgc gtcttcaacc tcaactggctg tcgcttctca atcagactcc 660
aagcagcgaa gacttttggg tgattttcca aaaggctcag taagcaatgc gcagcagcca 720
gatctgtcca aagcagtttc actctcaatg ggactgtata tgggagagac agaaacaaaa 780
gtgatgggaa atgacctggg attcccacag cagggccaaa tcagcctttc ctcgggggaa 840
acagacttaa agcttttggg agaaagcatt gcaaacctca ataggtcgac cagtgttcca 900
gagaacccca agagttcagc atccactgct gtgtctgctg cccccacaga gaaggagttt 960
ccaaaaactc actctgatgt atcttcagaa cagcaacatt tgaagggcca gactggcacc 1020
aacggtggca atgtgaaatt gtataccaca gaccaaagca cctttgacat tttgcaggat 1080
ttggagtttt cttctgggct cccaggtaaa gagacgaatg agagtcttg gagatcagac 1140
ctggtgatag atgaaaactg tttgctttct cctctggcgg gagaagacga ttcattcctt 1200
ttggaaggaa actcgaatga ggactgcaag cctctcattt taccggacac taaacccaaa 1260
attaaggata atggagatct ggttttgta agccccagta atgtaacact gcccgaagtg 1320

```

-continued

aaaacagaaa aagaagattt catcgaactc tgcacccctg gggtaattaa gcaagagaaa 1380
ctgggcacag tttactgtca ggcaagcttt cctggagcaa atataattgg taataaatg 1440
tctgccattt ctgttcattg tgtgagtacc tctggaggac agatgtacca ctatgacatg 1500
aatacagcat ccctttctca acagcaggat cagaagccta tttttaatgt cattccacca 1560
attcccgttg gttccgaaaa ttggaatagg tgccaaggat ctggagatga caacttgact 1620
tctctgggga ctctgaaact ccctggtcga acagtttttt ctaatggcta ttcaagcccc 1680
agcatgagac cagatgtaag ctctctcca tccagctcct caacagcaac aacaggacca 1740
cctcccaaac tctgcctggt gtgctctgat gaagcttcag gatgtcatta tggagtctta 1800
acttgaggaa gctgtaaagt tttcttcaaa agagcagtg aaggacagca caattaccta 1860
tgtgctggaa ggaatgattg catcatcgat aaaattcgaa gaaaaaactg cccagcatgc 1920
cgctatcgaa aatgtcttca ggctggaatg aacctggaag ctcgaaaaac aaagaaaaaa 1980
ataaaaggaa ttcagcaggc cactacagga gtctcacaag aaacctctga aaatcctggt 2040
aacaacaa tagttctgc aacgttacca caactcacc ctacctggt gtcactgttg 2100
gaggttatg aacctgaagt gttatatgca ggatatgata gctctgttcc agactcaact 2160
tggaggatca tgactacgct caacatgta ggagggcggc aagtgattgc agcagtgaaa 2220
tgggcaaaag caataccagg tttcaggaac ttacacctgg atgacaaaat gaccctactg 2280
cagtactcct ggatgtttct tatggcattt gctctggggt ggagatcata tagacaatca 2340
agtgcaaac tgctgtgttt tgctcctgat ctgattatta atgagcagag aatgactcta 2400
ccctgcatgt acgaccaatg taaacacatg ctgtatgttt cctctgagtt acacaggctt 2460
caggtatctt atgaagagta tctctgtatg aaaaccttac tgcttctctc ttcagttcct 2520
aaggacggtc tgaagagcca agagctattt gatgaaatta gaatgacct catcaaaagag 2580
ctaggaaaag ccattgtcaa gagggaagga aactccagcc agaactggca gcgggtttat 2640
caactgacaa aactcttga tctatgcat gaaaatgta tgtggttaa accagaaagc 2700
acatctcaca cattaatctg attttcatcc caacaatctt ggcgctcaaa aaatagaact 2760
caatgagaaa aagaagatta tgtgcacttc gttgtcaata ataagtcaac tgatgctcat 2820
cgacaactat aggaggcttt tcattaaatg ggaaaagaag ctgtgcctt ttaggatacg 2880
tgggggaaaa gaaagtcatc ttaattatgt ttaattgtgg atttaagtgc tatatggtgg 2940
tgctgtttga aagcagattt atttctatg tatgtgttat ctggccatcc caacccaaac 3000
tgttgaagtt ttagtaact tcagtgagag ttggttactc acaacaaatc ctgaaaagta 3060
tttttagtgt ttgtaggat tctgtgggat actatacaag cagaactgag gcacttagga 3120
cataaacctt ttgggttata tatatccaaa tgcctaaaac tatgggagga aaccttgccc 3180
accccaaaag gaaaactaac atgatttgtg tctatgaagt gctggataat tagcatggga 3240
tgagctctgg gcatgccatg aaggaaagcc acgctccctt cagaattcag aggcaggag 3300
caattccagt ttcacctaa tctcataatt ttagttccct tttaaaaacc ctgaaaacta 3360
catcaccatg gaatgaaaa tattgttata caatacattg atctgtcaaa ctccagaaac 3420
catggtagcc ttcagtgaga tttccatctt ggctggtcac tccctgactg tagctgtagg 3480
tgaatgtgtt tttgtgtgtg tgtgtctggt tttagtgtca gaagggaaat aaaagtgtaa 3540
ggaggacact ttaaacctt tgggtggagt ttcgtaattt cccagactat tttcaagcaa 3600

-continued

```

cctgggccac ccaggattag tgaccagggt ttcaggaaag gatttgcttc tctctagaaa 3660
atgtctgaaa ggattttatt ttctgatgaa aggctgatg aaaataccct cctcaataaa 3720
cttgcttaac tacatataga ttcaagtgtg tcaatattct attttgata ttaaatgcta 3780
tataatgggg acaaatctat attatactgt gtatggcatt attaagaagc tttttcatta 3840
ttttttatca cagtaatfff aaaatgtgta aaaattaaaa ccagtgactc ctgtttaaaa 3900
ataaaagtgt tagtttttta ttcatgctga ataataatct gtagttaaaa aaaaagtgtc 3960
tttttaccta cgcagtgaaa tgcagactg taaaaccttg tgtggaaatg ttttaacttt 4020
atftttcat ttaaatgtgc tgttctggta ttaccaaac acacattgt accgaattgg 4080
cagtaaatgt tagccattta cagcaatgcc aaatatggag aaacatcata ataaaaaat 4140
ctgctttttc atta 4154

```

<210> SEQ ID NO 49

<211> LENGTH: 6330

<212> TYPE: DNA

<213> ORGANISM: Homo sapiens

<220> FEATURE:

```

<223> OTHER INFORMATION: nuclear receptor subfamily 3, group A, member
1, transcript variant 4 (NR3A1), estrogen receptor (ESR1, ER, ESR,
ESRA, ESTR) cDNA (complete)

```

<400> SEQUENCE: 49

```

aggagctggc ggagggcggt cgtcctggga ctgcacttgc tcccgtcggg tcgcccggct 60
tcaccggacc cgcaggctcc cggggcaggg ccggggccag agctcgcgtg tcggcgggac 120
atgctgctgg tcgctctaa cctcgggctg tgcctttttt ccagggtggc cgcgggtttc 180
tgagccttct gccctgcggg gacacggctc gcaccctgcc cgcggccacg gaccatgacc 240
atgaccctcc acaccaaagc atctgggatg gccctactgc atcagatcca agggaacgag 300
ctggagcccc tgaaccgtcc gcagctcaag atccccctgg agcggccccc gggcgagggtg 360
tacctggaca gcagcaagcc cgcctgttac aactaccccg agggcgccgc ctacgagttc 420
aacgcccgcg ccgccgcaa cgcgcaggtc tacggtcaga ccggcctccc ctacggcccc 480
gggtctgagg ctgcggcggt cggctccaac ggcctggggg gtttccccc actcaacagc 540
gtgtctccga gcccgctgat gctactgcac ccgccccgc agctgtcggc tttcctgcag 600
ccccacggcc agcagggtcc ctactacctg gagaacgagc ccagcggcta cacggtgccg 660
gaggccggcc cgcgggcatt ctacaggcca aattcagata atcgacgcca ggggtggcaga 720
gaaagattgg ccagtaccaa tgacaaggga agtatggcta tggaatctgc caaggagact 780
cgctactgtg cagtgtgcaa tgactatgct tcaggctacc attatggagt ctggtcctgt 840
gagggctgca aggccttctt caagagaagt attcaaggac ataacgacta tatgtgtcca 900
gccaccaacc agtgcacat tgataaaac aggaggaaga gctgccaggc ctgccggctc 960
cgcaaatgct acgaagtggg aatgatgaaa ggtgggatac gaaaagaccg aagaggaggg 1020
agaatgttga aacacaagcg ccagagagat gatggggagg gcaggggtga agtggggctc 1080
gctggagaca tgagagctgc caacctttgg ccaagccgc tcatgatcaa acgctctaag 1140
aagaacagcc tggcctgtc cctgacggcc gaccagatgg tcagtgcctt gttggatgct 1200
gagcccccca tactctattc cgagtatgat cctaccagac ccttcagtga agcttcgatg 1260
atgggcttac tgaccaacct ggcagacagg gagctggttc acatgatcaa ctgggcgaag 1320

```

-continued

aggggtgccag gctttgtgga tttgacccctc catgatcagg tccaccttct agaagtgtgc 1380
tggctagaga tcctgatgat tggctctcgtc tggcgtcca tggagcacc agggaagcta 1440
ctgtttgtct ctaacttgcct cttggacagg aaccagggaa aatgtgtaga gggcatgggtg 1500
gagatcctcg acatgctgct ggtacatca tctcggttcc gcatgatgaa tctgcaggga 1560
gaggagtgtg tgtgcctcaa atctattatt ttgcttaatt ctggagtgtg cacatttctg 1620
tccagcacc tgaagtctct ggaagagaag gaccatatcc accgagtcct ggacaagatc 1680
acagacactt tgatccacct gatggccaag gcaggcctga ccctgcagca gcagcaccag 1740
cggctggccc agctcctcct catcctctcc cacatcaggc acatgagtaa caaaggcatg 1800
gagcatctgt acagcatgaa gtgcaagaac gtgggtgcccc tctatgacct gctgctggag 1860
atgctggaag cccaccgctc acatgcgccc actagccgtg gaggggcatc cgtggaggag 1920
acggacccaa gccacttggc cactgcgggc tctacttcat cgcattcctt gcaaaagtat 1980
tacatcacgg gggaggcaga gggtttccct gccacggctc gagagctccc tggctccac 2040
acggttcaga taatcctgc tgcattttac cctcatcatg caccacttta gccaaattct 2100
gtctcctgca tacctcogg catgcatcca acaccaatgg ctttctagat gagtggccat 2160
tcatttgctt gctcagttct tagtggcaca tcttctgtct tctgttggga acagccaaag 2220
ggattccaag gctaaatcct tgtaacagct ctctttcccc cttgctatgt tactaagcgt 2280
gaggattccc gtagctcttc acagctgaa tcagctcatg ggttggggct cagataactc 2340
tgtgcattta agctacttgt agagaccag gcctggagag tagacathtt gcctctgata 2400
agcacttttt aaatggctct aagaataagc cacagcaaag aatttaaagt ggetccttta 2460
attggtgact tggagaaagc taggtcaagg gtttattata gcacctctt gtattcctat 2520
ggcaatgcat ccttttatga aagtgttaca ccttaaagct tttatagac tgtagcagag 2580
tatctggtga ttgtcaatc attcccccta taggaataca aggggcacac agggaaggca 2640
gatccccag ttggcaagac tattttaact tgatacactg cagattcaga tgtgctgaaa 2700
gctctgcctc tggcttccg gtcatgggtt ccagttaatt catgcctccc atggacctat 2760
ggagagcagc aagttgatct tagttaagtc tccctatatg agggataagt tctgatttt 2820
tgtttttatt tttgtgttac aaaagaaagc cctccctccc tgaacttgca gtaaggtcag 2880
cttcaggacc tgttccagtg ggcactgtac ttggatcttc ccggcgtgtg tgtgccttac 2940
acaggggtga actgttcaact gtgggtgatgc atgatgaggg taaatggtag ttgaaaggag 3000
caggggccct ggtgttgcac ttgacctgg ggcattggagc tgaacagtac ttgtgcagga 3060
ttgttgtggc tactagagaa caagagggaa agtagggcag aaactggata cagttctgag 3120
gcacagccag acttgcctag ggtggccctg ccacaggctg cagctaccta ggaacattcc 3180
ttgcagacc cgcattgccc tttgggggtg ccctgggatc cctggggtag tccagctctt 3240
cttcatttcc cagcgtggcc ctggttgaa gaagcagctg tcacagctgc tgtagcagc 3300
tgtgttccta caattggccc agcacctgg ggcacgggag aagggtgggg accgttgctg 3360
tcactactca ggctgactgg ggcctggta gattacgtat gcccttgggtg gtttagagat 3420
aatccaaaat cagggtttg tttggggaag aaaatcctcc cccttctcc cccgccccgt 3480
tccctaccgc ctccactcct gccagctcat ttccttcaat ttcctttgac ctataggcta 3540
aaaaagaaag gctcattcca gccacagggc agccttccct gggcctttgc ttctctagca 3600

-continued

caattatggg ttacttcott tttcttaaca aaaaagaatg tttgatttcc tctgggtgac 3660
cttattgtct gtaattgaaa ccctattgag aggtgatgtc tgtgttagcc aatgaccag 3720
gtgagctgct cgggctcttc ttggatgtc ttggttgaa aagtggattt cattcatttc 3780
tgattgtcca gttaagtgat caccaaagga ctgagaatct gggagggcaa aaaaaaaaaa 3840
aaagttttta tgtgactta aatttggga caattttatg tatctgtgtt aaggatatgt 3900
ttaagaacat aattcttttg ttgctgtttg ttaagaagc accttagttt gtttaagaag 3960
caccttatat agtataatat atattttttt gaaattacat tgcttgttta tcagacaatt 4020
gaatgtagta attctgttct ggatttaatt tgactgggtt aacatgcaa aaccaaggaa 4080
aaatatttag tttttttttt tttttttgta tacttttcaa gctacctgt catgtataca 4140
gtcatttatg cctaaagcct ggtgattatt catttaaatg aagatcacat ttcatatcaa 4200
cttttgtatc cacagtagac aaaatagcac taatccagat gcctattgtt ggatactgaa 4260
tgacagacaa tcttatgtag caaagattat gcctgaaaag gaaaattatt cagggcagct 4320
aattttgctt ttacaaaat atcagtagta atatttttg acagtagcta atgggtcagt 4380
gggttctttt taatgtttat acttagattt tcttttaaaa aaattaaaat aaaacaaaaa 4440
aaaatttcta ggactagacg atgtaatacc agctaaagcc aaacaattat acagtggag 4500
gttttacatt attcatccaa tgtgtttcta ttcattgtaa gatactacta catttgaagt 4560
gggcagagaa catcagatga ttgaaatgtt cggccagggg tctccagcaa ctttgaaat 4620
ctctttgat ttttacttga agtgccacta atggacagca gatattttct ggctgatgtt 4680
ggtattgggt gtaggaaacat gatttaaaaa aaaactcttg cctctgcttt cccccactct 4740
gaggcaagtt aaaatgtaaa agatgtgatt tatctggggg gctcaggtat ggtggggaag 4800
tggattcagg aatctgggga atggcaata tattaagaag agtattgaaa gtatttggag 4860
gaaaatgggt aattctgggt gtgcaccagg gttcagtaga gtccacttct gccctggaga 4920
ccacaaatca actagctcca tttacagcca tttctaaaat ggacagctca gttctagaga 4980
agaaagaaca acatcagcag taaagtccat ggaatagcta gtggtctgtg tttcttttcg 5040
ccattgccta gcttgccgta atgattctat aatgccatca tgcagcaatt atgagaggct 5100
aggatcatca aagagaagac cctatcaatg taggttgcaa aatctaacc ctaaggaggt 5160
gcagtctttg atttgatttc cctagtaacc ttgcagatat gtttaaccaa gccatagccc 5220
atgccttttg agggctgaac aaataaggga ctactgata atttactttt gatcacatta 5280
aggtgttctc accttgaat cttatacact gaaatggcca ttgatttagg cactggctt 5340
agagtactcc tccccctgca tgacactgat tacaataact ttcctattca tactttccaa 5400
ttatgagatg gactgtgggt actgggagt atcactaaca ccatagtaat gtctaataat 5460
cacaggcaga tctgcttggg gaagctagtt atgtgaaagg caaatagagt catacagtag 5520
ctcaaaaggc aaccataatt ctctttggtg caggtcttgg gacggtgatc tagattacac 5580
tgcaccattc ccaagttaat cccctgaaaa ctactctca actggagcaa atgaactttg 5640
gtcccaaata tccatctttt cagtagcgtt aattatgctc tgtttccaac tgcatttcct 5700
ttccaattga attaaagtgt ggcctcggtt ttagtcattt aaaattgttt tctaagtaat 5760
tgctgcctct attatggcac ttcaattttg cactgtcttt tgagattcaa gaaaaatttc 5820
tattcttttt tttgcatoca attgtgctg aacttttaaa atatgtaaat gctgccatgt 5880

-continued

tccaaaccca tcgtcagtg gtgtgttag agctgtgcac cctagaaaca acatattgtc	5940
ccatgagcag gtgcctgaga cacagacccc ttgcattca cagagaggtc attggtata	6000
gagacttgaa ttaataagtg acattatgcc agtttctgtt ctctcacagg tgataaaca	6060
tgctttttgt gcactacata ctcttcagtg tagagctctt gttttatggg aaaaggctca	6120
aatgccaaat tgtgtttgat ggattaatat gcccttttgc cgatgcatac tattactgat	6180
gtgactcggg tttgtcgcag ctttgccttg ttaaatgaaa cacacttgta aacctctttt	6240
gcactttgaa aaagaatcca gcgggatgct cgagcacctg taaacaattt tctcaaccta	6300
tttgatgttc aaataaagaa ttaactaaa	6330

What is claimed is:

1. A method of killing breast cancer cells comprising administering to a breast cancer patient an effective amount of a combination of anti-cancer compounds, wherein the breast cancer cells do not express detectable levels of estrogen receptor alpha, and wherein the anticancer compounds comprise a glucocorticoid receptor antagonist and a chemotherapeutic.

2. The method of claim **1**, wherein the breast cancer cells were previously administered a first chemotherapeutic more than two weeks prior to the combination of anti-cancer compounds.

3. The method of claim **2**, wherein the breast cancer cells that were previously administered a first chemotherapeutic are chemo-resistant.

4. The method of claim **3**, wherein the breast cancer cells are determined not to be chemo-sensitive or are determined to be chemo-resistant.

5. The method of claim **1**, wherein the breast cancer cells are glucocorticoid receptor-positive (GR+).

6. The method of claim **1**, wherein the patient is determined to have breast cancer cells that are GR+.

7. The method of claim **1**, wherein the combination of anti-cancer compounds is administered within 1 week of each anti-cancer compound.

8. The method of claim **7**, wherein the combination of anti-cancer compounds is administered within 24 hours of each anti-cancer compound.

9. The method of claim **7**, wherein the glucocorticoid receptor antagonist is administered prior to the chemotherapeutic.

10. The method of claim **9**, wherein the glucocorticoid receptor antagonist is administered up to three days prior to administering the chemotherapeutic.

11. The method of claim **7**, wherein the glucocorticoid receptor antagonist is administered after the chemotherapeutic is administered.

12. The method of claim **9**, wherein the glucocorticoid receptor antagonist is also administered after the chemotherapeutic is administered.

13. The method of claim **1**, wherein the glucocorticoid receptor antagonist is administered prior to and after administration of the chemotherapeutic.

14. The method of claim **13**, wherein the glucocorticoid receptor antagonist is administered up to three days prior to administration of the chemotherapeutic.

15. The method of claim **1**, wherein the glucocorticoid receptor antagonist has undetectable or a lower level of activity as a progesterone receptor antagonist.

16. The method of claim **15**, wherein the glucocorticoid receptor antagonist does not have detectable progesterone receptor antagonist activity.

17. The method of claim **1**, wherein the breast cancer is an unresectable breast cancer.

18. The method of claim **1**, wherein dexamethasone has not been administered to the patient within 24 hours of administration of the glucocorticoid receptor antagonist.

19. The method of claim **1**, wherein the breast cancer cells were previously administered a first apoptosis inducing agent more than two weeks prior to the glucocorticoid receptor antagonist.

20. The method of claim **19**, wherein at least one apoptosis inducing agent is radiation, a chemotherapeutic, or an immunotherapy.

* * * * *