



US 20140315866A1

(19) **United States**

(12) **Patent Application Publication**
PAN et al.

(10) **Pub. No.: US 2014/0315866 A1**

(43) **Pub. Date: Oct. 23, 2014**

(54) **METHODS AND COMPOSITIONS RELATED TO GLUCOCORTICOID RECEPTOR ANTAGONISTS AND BREAST CANCER**

(60) Provisional application No. 61/317,182, filed on Mar. 24, 2010.

Publication Classification

(71) Applicant: **The University of Chicago**, Chicago, IL (US)

(51) **Int. Cl.**
A61K 31/567 (2006.01)
A61K 31/58 (2006.01)
A61J 1/00 (2006.01)
A61K 31/337 (2006.01)

(72) Inventors: **Deng PAN**, Chicago, IL (US); **Masha Kocherginsky**, Chicago, IL (US); **Suzanne D. Conzen**, Park Ridge, IL (US)

(52) **U.S. Cl.**
CPC *A61K 31/567* (2013.01); *A61K 31/337* (2013.01); *A61K 31/58* (2013.01); *A61J 1/00* (2013.01)
USPC **514/170**; 514/171; 206/570

(73) Assignee: **The University of Chicago**, Chicago, IL (US)

(21) Appl. No.: **14/296,127**

(57) **ABSTRACT**

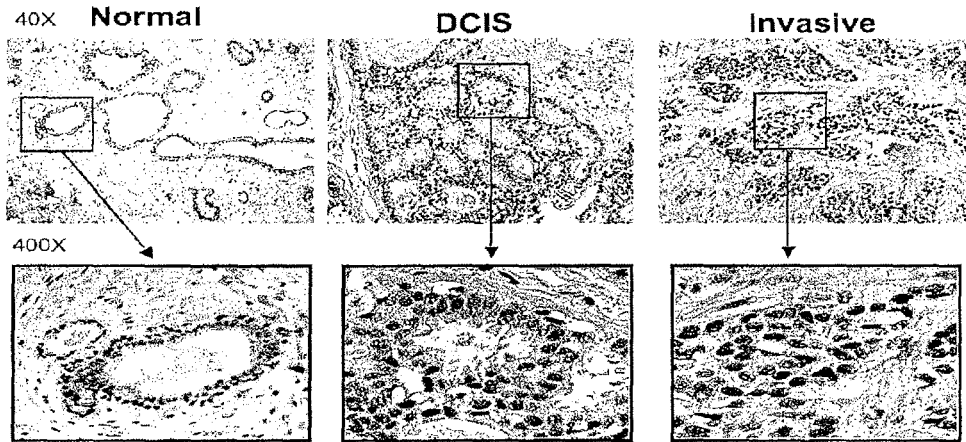
(22) Filed: **Jun. 4, 2014**

Related U.S. Application Data

(63) Continuation of application No. 14/172,051, filed on Feb. 4, 2014, which is a continuation of application No. 13/071,363, filed on Mar. 24, 2011, now Pat. No. 8,710,035.

Embodiments of the invention are directed to methods of determining the prognosis of a breast cancer patient by evaluating the activity of the glucocorticoid receptor in tumor cells. Other embodiment include methods of treating breast cancer cells, particularly, chemo-resistant cells, with a glucocorticoid receptor antagonist and an anticancer agent or compound.

Primary human breast ductal epithelium, DCIS (60%)
invasive human cancers (~30-40%) exhibit significant
glucocorticoid receptor expression



Belova et al. *Breast Cancer Treatment and Research*, 2008

FIG. 1

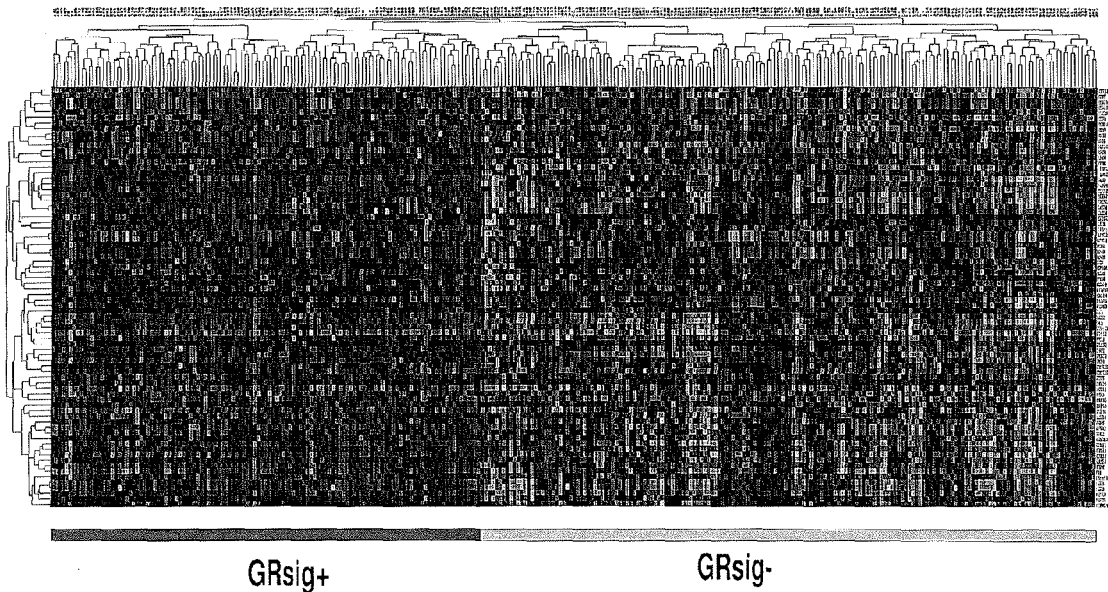


FIG. 2

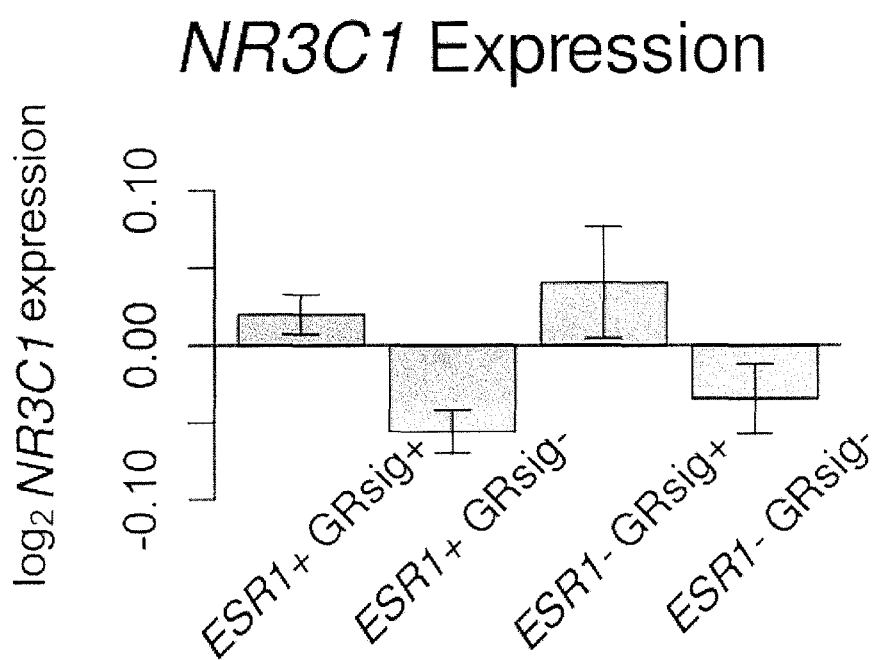


FIG. 3

NKI-295 RFS by Signiture

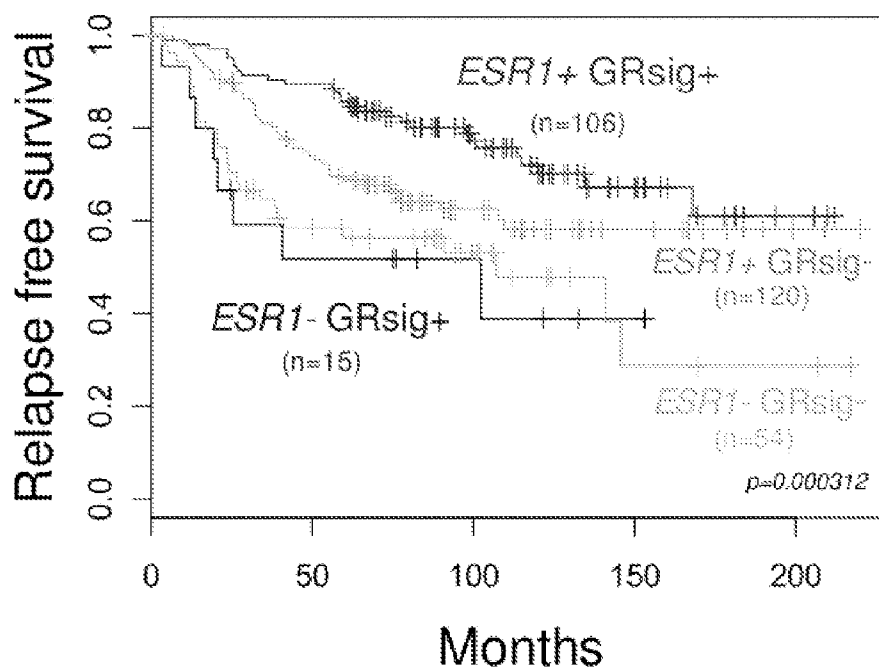


FIG. 4

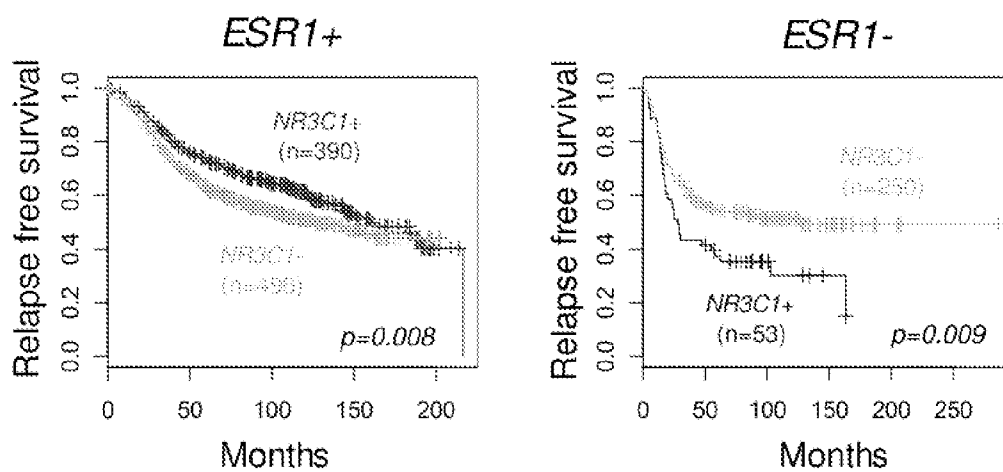


FIG. 5

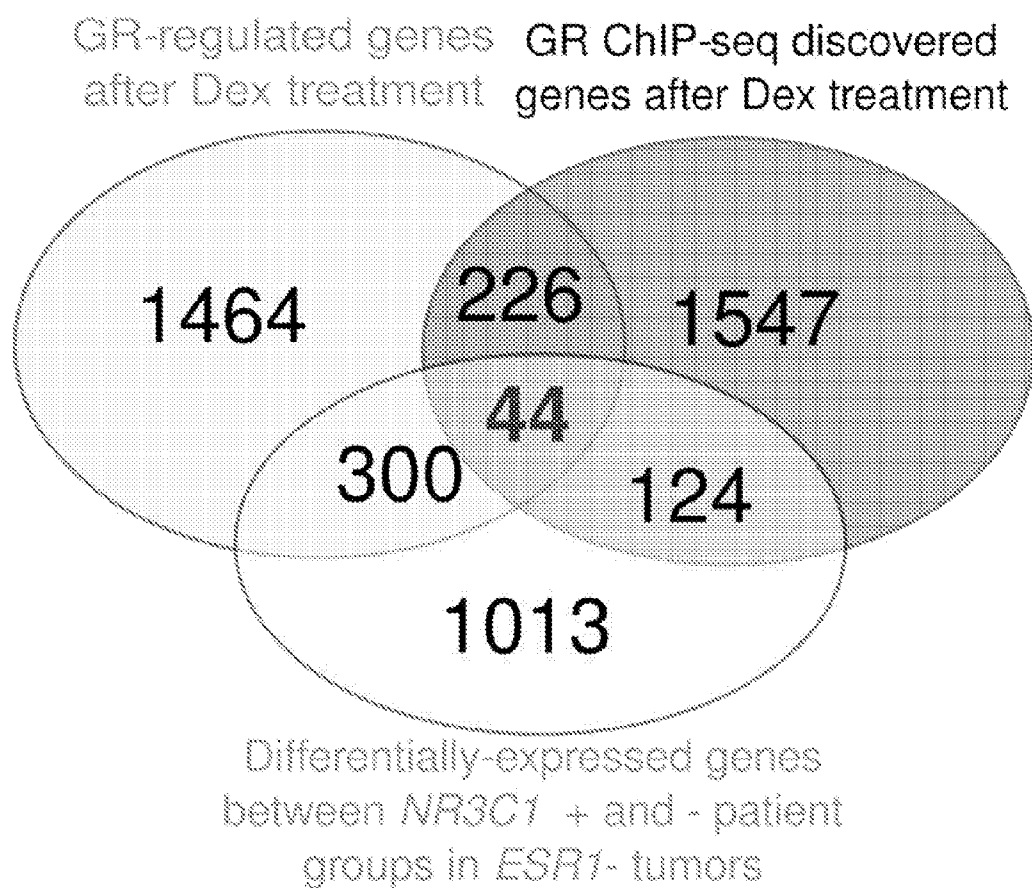
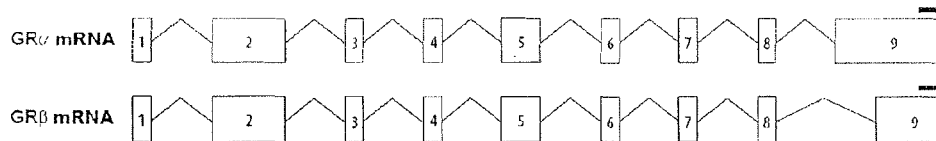


FIG. 6



Query = GR alpha
Length=6784

18665 = GR beta

ALIGNMENTS

Query	1	GGCGCCGCTCCACCCGCTCCCCGCTCGGTCCCGCTCGCTCGCCCAAGCCGGCTGCCCT	60
18665	1	GGCGCCGCTCCACCCGCTCCCCGCTCGGTCCCGCTCGCTCGCCCAAGCCGGCTGCCCT	60
Query	61	TTCGGTGTCCCGCTCTCTCCCTCCGCGCGCCCTCCATTTTCGAGCTCGTGTTC	120
18665	61	TTCGGTGTCCCGCTCTCTCCCTCCGCGCGCCCTCCATTTTCGAGCTCGTGTTC	120
Query	121	TGTGACGGGAGCCCGAGTCAACCGCTGCCGTCGGGACGGATTCTGTGGGTGGAAGGAG	180
18665	121	TGTGACGGGAGCCCGAGTCAACCGCTGCCGTCGGGACGGATTCTGTGGGTGGAAGGAG	180
Query	181	ACGCCGACGCGGAGCCGCGGAGCAGCTGGGACCGGGACGGGGACCGCGCCCGGAAC	240
18665	181	ACGCCGACGCGGAGCCGCGGAGCAGCTGGGACCGGGACGGGGACCGCGCCCGGAAC	240
Query	241	CTCGACCCGCGGAGCCCGCGCGGGCGGAGGGCTGGCTTGTGAGCTGGGCAATGGGAGA	300
18665	241	CTCGACCCGCGGAGCCCGCGCGGGCGGAGGGCTGGCTTGTGAGCTGGGCAATGGGAGA	300
Query	301	CTTTCCTAAATAGGGCTCTCCCCCACCCATGGAGAAAGGGCGGCTGTTACTTCCTT	360
18665	301	CTTTCCTAAATAGGGCTCTCCCCCACCCATGGAGAAAGGGCGGCTGTTACTTCCTT	360
Query	361	tttttAGaaaaaaaaTATATTTCCCTCCTGCTCCTTCTGGTTCACAAGCTAAGTTGT	420
18665	361	TTTTTAGAAAAAAAAAATATATTTCCCTCCTGCTCCTTCTGGTTCACAAGCTAAGTTGT	420
Query	421	TTATCTCGGCTGCGGCGGAACTGCGGACGGTGGCGGGCGAGCGGCTCCTCTGCCAGAGT	480
18665	421	TTATCTCGGCTGCGGCGGAACTGCGGACGGTGGCGGGCGAGCGGCTCCTCTGCCAGAGT	480
Query	481	TGATATTCAGTATGGACTCCAAAGAATCATTAACCTCGGTAGAGAAGAAAACCCAGC	540
18665	481	TGATATTCAGTATGGACTCCAAAGAATCATTAACCTCGGTAGAGAAGAAAACCCAGC	540
Query	541	AGTGTGCTTGCTCAGGAGAGGGGAGATGTGATGGACTTCTATAAAACCTAAGAGGAGGA	600
18665	541	AGTGTGCTTGCTCAGGAGAGGGGAGATGTGATGGACTTCTATAAAACCTAAGAGGAGGA	600
Query	601	GCTACTGTGAAGGTTTCTGCGTCTTCACCCCTCACTGGCTGTCGCTTCTCAATCAGACTCC	660
18665	601	GCTACTGTGAAGGTTTCTGCGTCTTCACCCCTCACTGGCTGTCGCTTCTCAATCAGACTCC	660
Query	661	AAGCAGCGAAGACTTTTCTGATTTTCCAAAAGGCTCAGTAAGCAATGCGCAGCAGCCA	720
18665	661	AAGCAGCGAAGACTTTTCTGATTTTCCAAAAGGCTCAGTAAGCAATGCGCAGCAGCCA	720
Query	721	GATCTGTCCAAAGCAGTTTCACTCTCAATGGGACTGTATATGGGAGAGACAGAAACAAA	780
18665	721	GATCTGTCCAAAGCAGTTTCACTCTCAATGGGACTGTATATGGGAGAGACAGAAACAAA	780
Query	781	GTGATGGGAAATGACCTGGGATTCACACAGCAGGGCCAAATCAGCCTTCTCGGGGAA	840
18665	781	GTGATGGGAAATGACCTGGGATTCACACAGCAGGGCCAAATCAGCCTTCTCGGGGAA	840
Query	841	ACAGACTTAAAGCTTTTGGAAAGAAAGCATTGCAAACCTCAATAGGTCGACCAGTGTCCA	900
18665	841	ACAGACTTAAAGCTTTTGGAAAGAAAGCATTGCAAACCTCAATAGGTCGACCAGTGTCCA	900

FIG. 7A

Query	901	GAGAACCCCAAGAGTTCAGCATCCACTGCTGTGTCTGCTGCCCCACAGAGAAGGAGTTT	960
18665	901	GAGAACCCCAAGAGTTCAGCATCCACTGCTGTGTCTGCTGCCCCACAGAGAAGGAGTTT	960
Query	961	CCAAAACTCACCTCTGATGATCCTTCAGAACAGCAACATTTGAAGGGCCAGACTGGCACC	1020
18665	961	CCAAAACTCACCTCTGATGATCCTTCAGAACAGCAACATTTGAAGGGCCAGACTGGCACC	1020
Query	1021	AACGGTGGCAATGTGAAATGTATACCACAGACCAAAGCACCTTTGACATTTTGCAGGAT	1080
18665	1021	AACGGTGGCAATGTGAAATGTATACCACAGACCAAAGCACCTTTGACATTTTGCAGGAT	1080
Query	1081	TTGGAGTTTCTTCTGGGTCCCGAGGTAAGAGACGAATGAGAGTCCCTGGAGATCAGAC	1140
18665	1081	TTGGAGTTTCTTCTGGGTCCCGAGGTAAGAGACGAATGAGAGTCCCTGGAGATCAGAC	1140
Query	1141	CTGTTGATAGATGAAAACGTGTTGCTTTCCTCTGGCGGGAGAGACGATTCATTCCTT	1200
18665	1141	CTGTTGATAGATGAAAACGTGTTGCTTTCCTCTGGCGGGAGAGACGATTCATTCCTT	1200
Query	1201	TTGGAAGGAAACTCGAATGAGGACTGCAAGCCTTCATTTTACCGGACACTAAACCCAAA	1260
18665	1201	TTGGAAGGAAACTCGAATGAGGACTGCAAGCCTTCATTTTACCGGACACTAAACCCAAA	1260
Query	1261	ATTAAAGGATAAATGGAGATCTGGTTTTGTCAAGCCCAGTAATGTAACACAGCCCCAAGTG	1320
18665	1261	ATTAAAGGATAAATGGAGATCTGGTTTTGTCAAGCCCAGTAATGTAACACAGCCCCAAGTG	1320
Query	1321	AAAACAGAAAAAGAAGATTTTCATCGAACCTGCAAGCCTTCATTTTACCGGACACTAAACCCAAA	1380
18665	1321	AAAACAGAAAAAGAAGATTTTCATCGAACCTGCAAGCCTTCATTTTACCGGACACTAAACCCAAA	1380
Query	1381	CTGGGCACAGTTTACTGTGAGGCAAGCTTTCCTGGAGCAAATATAAATGCTAATAAAAATG	1440
18665	1381	CTGGGCACAGTTTACTGTGAGGCAAGCTTTCCTGGAGCAAATATAAATGCTAATAAAAATG	1440
Query	1441	TCTGCCATTTCTGTTTCATGGTGTGAGTACCTCTGGAGGACAGATGTACCACTATGACATG	1500
18665	1441	TCTGCCATTTCTGTTTCATGGTGTGAGTACCTCTGGAGGACAGATGTACCACTATGACATG	1500
Query	1501	AATACAGCATCCCTTTCACACAGCAGGATCAGAAGCCTATTTTTAATGTCATTCACCA	1560
18665	1501	AATACAGCATCCCTTTCACACAGCAGGATCAGAAGCCTATTTTTAATGTCATTCACCA	1560
Query	1561	ATTCCCGTTGGTTCCGAAAATTTGGAATAGGTGCCAAGGATCTGGAGATGACAACCTGACT	1620
18665	1561	ATTCCCGTTGGTTCCGAAAATTTGGAATAGGTGCCAAGGATCTGGAGATGACAACCTGACT	1620
Query	1621	TCCTGGGACTCTGAACTTCCCTGGTTCGAACAGTTTTTCTAATGGCTATTCAGCCCC	1680
18665	1621	TCCTGGGACTCTGAACTTCCCTGGTTCGAACAGTTTTTCTAATGGCTATTCAGCCCC	1680
Query	1681	AGCATGAGACCAGATGTAAGCTCTCCTCCATCCAGCTCCTCAACAGCAACAACAGGACCA	1740
18665	1681	AGCATGAGACCAGATGTAAGCTCTCCTCCATCCAGCTCCTCAACAGCAACAACAGGACCA	1740
Query	1741	CCTCCCAAACCTGCTGCTGTGTCTGATGAAGCTTCAGGATGTCATTTATGGAGCTTTA	1800
18665	1741	CCTCCCAAACCTGCTGCTGTGTCTGATGAAGCTTCAGGATGTCATTTATGGAGCTTTA	1800
Query	1801	ACTGTGGAGGCTGTAAAGTTTTCTTCAAAGAGCAGTGAAGGACAGCACAAATACCTA	1860
18665	1801	ACTGTGGAGGCTGTAAAGTTTTCTTCAAAGAGCAGTGAAGGACAGCACAAATACCTA	1860
Query	1861	TGTCCTGGAAGGAATGATGCAATCATCGATAAAAATTCGAAGAAAAAATGCCAGCATGC	1920
18665	1861	TGTCCTGGAAGGAATGATGCAATCATCGATAAAAATTCGAAGAAAAAATGCCAGCATGC	1920
Query	1921	CGCTATCGAAAATGTCTTCAGGCTGGAATGAACCTGGAAGCTCGAAAAACAAAGAAAAA	1980
18665	1921	CGCTATCGAAAATGTCTTCAGGCTGGAATGAACCTGGAAGCTCGAAAAACAAAGAAAAA	1980
Query	1981	ataaaaGGAATTCAGCAGGCCACTACAGGACTCTACAAGAAACCTCTGAAAATCCTGGT	2040
18665	1981	ATAAAAGGAATTCAGCAGGCCACTACAGGACTCTACAAGAAACCTCTGAAAATCCTGGT	2040
Query	2041	AACAAAACAATAGTTTCTGCAACGTTACCACAACCTCACCCCTACCCTGGTGTCACTGTTG	2100
18665	2041	AACAAAACAATAGTTTCTGCAACGTTACCACAACCTCACCCCTACCCTGGTGTCACTGTTG	2100
Query	2101	GAGGTATGAACTGAAGTGTATATGCAAGGATATGATAGCTCTGTTCAGACTCAACT	2160
18665	2101	GAGGTATGAACTGAAGTGTATATGCAAGGATATGATAGCTCTGTTCAGACTCAACT	2160

FIG. 7B

Query	2161	TGGAGGATCATGACTACGCTCAACATGTTAGGAGGGCGGCAAGTGATTCGACGAGTGA	2220
18665	2161	TGGAGGATCATGACTACGCTCAACATGTTAGGAGGGCGGCAAGTGATTCGACGAGTGA	2220
Query	2221	TGGGCAAAGGCAATACCAGGTTTCAGGAACTTACACCTGGATGACCAAATGACCCTACTG	2280
18665	2221	TGGGCAAAGGCAATACCAGGTTTCAGGAACTTACACCTGGATGACCAAATGACCCTACTG	2280
Query	2281	CAGTACTCCTGGATGTTTCTTATGGCATTTGCTCTGGGGTGGAGATCATATAGACAATCA	2340
18665	2281	CAGTACTCCTGGATGTTTCTTATGGCATTTGCTCTGGGGTGGAGATCATATAGACAATCA	2340
Query	2341	AGTGCAAACCTGCTGTGTTTTGCTCCTGATCTGATTATTAATGAGCAGAGAATGACTCTA	2400
18665	2341	AGTGCAAACCTGCTGTGTTTTGCTCCTGATCTGATTATTAATGAGCAGAGAATGACTCTA	2400
Query	2401	CCCTGCATGTACGACCAATGTAAACACATGCTGTATGTTCCCTCTGAGTTACACAGGCTT	2460
18665	2401	CCCTGCATGTACGACCAATGTAAACACATGCTGTATGTTCCCTCTGAGTTACACAGGCTT	2460
Query	2461	CAGGTATCTTATGAAGAGTATCTCTGTATGAAAACCTTACTGCTTCTCTCTCAGTTCTT	2520
18665	2461	CAGGTATCTTATGAAGAGTATCTCTGTATGAAAACCTTACTGCTTCTCTCTCAGTTCTT	2520
Query	2521	AAGGACGGTCTGAAGAGCCAAGAGCTATTTGATGAAATTAGAATGACCTACATCAAAGAG	2580
18665	2521	AAGGACGGTCTGAAGAGCCAAGAGCTATTTGATGAAATTAGAATGACCTACATCAAAGAG	2580
Query	2581	CTAGGAAAAGCCATTTGTCAGAGGGAAGGAAACTCCAGCCAGAACTGGCAGCGGTTTTAT	2640
18665	2581	CTAGGAAAAGCCATTTGTCAGAGGGAAGGAAACTCCAGCCAGAACTGGCAGCGGTTTTAT	2640
Query	2641	CAACTGACAAAACCTCTGGATTCTATGCATGAAGTGGTTGAAAATCTCCTTAACTATTC	2700
18665	2641	CAACTGACAAAACCTCTGGATTCTATGCATGAAGTGGTTGAAAATCTCCTTAACTATTC	2673
Query	2701	TTCCAAACATTTTTGGATAAGACCATGAGTATGAATFCCCCGAGATGTTAGCTGAAATC	2760
Query	2761	ATCACCAATCAGATACCAAAATATTCAAATGGAAATATCAAAAACCTTCTGTTTCATCAA	2820
Query	2821	AAGTGACTGCCTTAATAAGAAATGGTTGCCTTAAAGAAAGTCGAATTAATAGCTTTTATTG	2880
Query	2881	TATAAATATCAGTTTGTCTGTAGAGgttttgttgttttatttttattgttttcatct	2940
Query	2941	gttgttttgttttAAAATACGCACTACATGTGGTTTATAGAGGGCCAAGACTTGGCAACAG	3000
Query	3001	AAGCAGTTGAGTCGTCACTCATTTCAGTGTGGGAGAGTAGATGGTGAATTTATTAGT	3060
Query	3061	TAATATATCCCAGAAATTAGAAAACCTAATAATGTGGACGTAATCTCCACAGTCAAAGAAG	3120
Query	3121	GATGGCACCTAAACCACCCAGTGCCAAAGTCTGTGTGATGAACCTTCTCTCATACTttt	3180
Query	3181	tttCACAGTTGGCTGGATGAAATTTTCTAGACTTTCCTGTTGGTGTATccccccctGTAT	3240
Query	3241	ACTTAGGATAGCATTTTTGTATTATGCATGGAAACCTGaaaaaaGTTTACAAGTGTAIA	3300
Query	3301	TCAGAAAAGGGAAGTTGTGCCTTTTATFAGCTATTTACTGTCTGGTTTTAACAATTTCTTT	3360
Query	3361	ATATTTAGTGAACCTACGCTTGCATTTTTTCTTACATAAATTTTTATTCAAGTTATTTGT	3420
Query	3421	ACAGCTGTTTAAGATGGGCAGCTAGTTCGTAGCTTTCCCAAATAAACTCTAAACATTAAT	3480
Query	3481	CAATCATCTGTGTGAAAATGGGTTGGTGTCTTAAACCTGATGGCACTTAGCTATCAGAAG	3540
Query	3541	ACCACAAAATTTGACTCAAATCTCCAGTATTTCTGTCAaaaaaaaaaaaaaaaaaGCTCA	3600
Query	3601	TATTTTCTATATATCTGCTTTCAGTGGAGAATTATATAGGTTGTGCAAATTAACAGTCTTA	3660
Query	3661	ACTGGTATAGAGCACCTAGTCCAGTGACCTGCTGGTAAACTGTGGATGATGGTTGCAAAA	3720
Query	3721	AGACTAATTTAAAAATAACTACCAAGAGGCCCTGTCTGTACCTAACGCCCTATTTTTC	3780

FIG. 7C

Query	3781	AAATGGCTATATGGCAAGAAAGCTGGTAAACTATTTGTCTTTCAGGACCTTTTGAAGTAGT	3840
Query	3841	TTGTATAACTTCTTAAAAGTTGTGATTCAGATAACCAGCTGTAACACAGCTGAGAGACT	3900
Query	3901	TTTTAATCAGACAAAAGTAATTCCTCTCACTAAACTTTACCCAAAAACTAAAATCTCTAATAT	3960
Query	3961	GGCAAAAATGGCTAGACACCCATTTTCACATTCCCATCTGTACCAATTGGTTAATCTTT	4020
Query	4021	CCTGATGGTACAGGAAAGCTCAGCTACTGATTTTGTGATTTAGAACTGTATGTCAGACA	4080
Query	4081	TCCATGTTTGTAAAACCTACACATCCCTAATGTGTGCCATAGAGTTTAAACACAAGTCTGT	4140
Query	4141	GAATTTCTTCACTGTGAAAATFATTTTAAACAAAATAGAAGCTGTAGTAGCCCTTTCTG	4200
Query	4201	TGTGCACCTTACCAACTTCTGTAAACTCAAACCTAACATATTTACTAAGCCACAAGAA	4260
Query	4261	ATTTGATTTCTATTCAAGGTGGCCAAATTATTTGTGTAAATAGAAAACCTGAAAATCTAATA	4320
Query	4321	TTAAAAATATGGAACCTCTAatataatttttatatttagttatagtttcagatatatatca	4380
Query	4381	tattGGTATTCACTAATCTGGGAAGGGAAGGGCTACTGCAGCTTTACATGCAATTTATTA	4440
Query	4441	AAATGATGTGTAATAAGCTTGTATAGTGTAAATAAGAATGATTTTAGATGAGATTTGT	4500
Query	4501	TTATCATGACATGTTATATAATTTTGTAGGGGTCAAAGAAATGCTGATGGATAACCTAT	4560
Query	4561	ATGATTTATAGTTGTACATGCATTATACAGGCAGCGATGGTCTCAGAAACCAACAGT	4620
Query	4621	TTCCTCTAGGGGAAGAGGGAGATGGAGACTGGTCCCTGTGTGCAGTGAACCTTGCCTGAGGC	4680
Query	4681	TCTGACCCAGTGAGATTAACAGAGGAAGTTATCCCTCTGCCCTCCCATTTCTGACCACCTTCT	4740
Query	4741	CATTECCAACAGTGAGTCTGTTCAGCGCAGGTTTAGTTTACTCAATCTCCCCCTTGCCTAAA	4800
Query	4801	GTATGTAAAGTATGTAAACAGGAGACAGGAAGGTGGTGTCTTACATCCTTAAAGGCACCAT	4860
Query	4861	CTAATAGCGGTTACTTTCACATACAGCCCCTCCCCCAGCAGTTGAATGACAACAGAAGCT	4920
Query	4921	TCAGAAGTTTGGCAATAGTTTGCATAGAGGTACCAGCAATATGTAAATAGTGCAGAACT	4980
Query	4981	CATAGGTTGCCAATAATACACTAATTCCTTTCTATCCTACAACAAGAGTTTATTTCCAAA	5040
Query	5041	TAAAAATGAGGACATgtttttgttttctttgaaatgctttttgaaatgttatttgttattttc	5100
Query	5101	agtatltttggagaaatlatltaATAaaaaaaCAATCATTGCTTTTTTGAATGCTCTCTAA	5160
Query	5161	AAGGGAATGTAAATATTTAAGATGGTGTGTAACCCGGCTGGATAAAATTTTGGTGCCTAA	5220
Query	5221	GAAAACCTGCTTGAATATCTTATCAATGACAGTGTAAAGTTTCAAAAAGAGCTTCTAAAA	5280
Query	5281	CGTAGATTATCATTCCTTTATAGAAATGTTATGTGGTTAAAACAGAAAGCACATCTCACA	5340
18665	2674	AATGTTATGTGGTTAAAACAGAAAGCACATCTCACA	2710
Query	5341	CATTAATCTGATTTTCATCCCAACAATCTTGGCGCTCAAAAAATAGAACTCAATGAGAAA	5400
18665	2711	CATTAATCTGATTTTCATCCCAACAATCTTGGCGCTCAAAAAATAGAACTCAATGAGAAA	2770
Query	5401	AAGAAGATTATGTGCACTTCGTTGTCAATAATAAGTCAACTGATGCTCATCGACAACATA	5460
18665	2771	AAGAAGATTATGTGCACTTCGTTGTCAATAATAAGTCAACTGATGCTCATCGACAACATA	2830
Query	5461	ACCACCCCTTTTCATTAATGGGAAAAGAAGCTGTGCCCTTTTAGGATACGTGGGGAAAA	5520
18665	2831	AGGAGGCTTTTCATTAATGGGAAAAGAAGCTGTGCCCTTTTAGGATACGTGGGGAAAA	2890
Query	5521	GAAAGTCATCTTAATATATGTTTAAATGTGGAATTTAAGTGTATATGGTGGTGTGTTGA	5580

FIG. 7D

18665	2891	GAAAGTCATCTTAATTAATGTTAATTGTGGATTAAAGTCTATATGGTGGTGTCTGTTGA	2950
Query	5581	AAGCAGATTTATTTCCATATGTATGTGTATCTGGCCATCCCAACCCAAACTGTTGAAGTT	5640
18665	2951	AAGCAGATTTATTTCCATATGTATGTGTATCTGGCCATCCCAACCCAAACTGTTGAAGTT	3010
Query	5641	TGTAGTAACTTCAGTGAGAGTTGCTTACTCACAACAAATCCTGAAAAGTATTTTTAGTGT	5700
18665	3011	TGTAGTAACTTCAGTGAGAGTTGCTTACTCACAACAAATCCTGAAAAGTATTTTTAGTGT	3070
Query	5701	TTGTAGGTATTTCTGTGGGATACTATACAAGCAGAAGTGGGCACCTTAGGACATAACACTT	5760
18665	3071	TTGTAGGTATTTCTGTGGGATACTATACAAGCAGAAGTGGGCACCTTAGGACATAACACTT	3130
Query	5761	TTGGGGTATATATATCCAAATGCCTAAAACCTATGGGAGGAAACCTTGGCCACCCCAAAAG	5820
18665	3131	TTGGGGTATATATATCCAAATGCCTAAAACCTATGGGAGGAAACCTTGGCCACCCCAAAAG	3190
Query	5821	GAAAACFAACATGATTTGTGTCTATGAAGTCTGGATAAATTAGCATGGGATGAGCTCTGG	5880
18665	3191	GAAAACFAACATGATTTGTGTCTATGAAGTCTGGATAAATTAGCATGGGATGAGCTCTGG	3250
Query	5881	GCATGCCATGAAGGAAAGCCACGCTCCCTTCAGAATTTCAGAGGCAGGGAGCAATCCAGT	5940
18665	3251	GCATGCCATGAAGGAAAGCCACGCTCCCTTCAGAATTTCAGAGGCAGGGAGCAATCCAGT	3310
Query	5941	TTACACCTAAGTCTCATAATTTTAGTTCCTTTTAAAAACCTGAAAACCTACATCACCATG	6000
18665	3311	TTACACCTAAGTCTCATAATTTTAGTTCCTTTTAAAAACCTGAAAACCTACATCACCATG	3370
Query	6001	GAATGAAAAATATTTGTTATACAATACATTTGATCTGTCAAACCTCCAGAACCATGGTAGCC	6060
18665	3371	GAATGAAAAATATTTGTTATACAATACATTTGATCTGTCAAACCTCCAGAACCATGGTAGCC	3430
Query	6061	TTCAAGTGAGATTTCCATCTTGGCTCGTCACTCCCTGACTGTAGCTGTAGGTGAAtgtgtt	6120
18665	3431	TTCAAGTGAGATTTCCATCTTGGCTCGTCACTCCCTGACTGTAGCTGTAGGTGAAtgtgtt	3490
Query	6121	tttgtgtgtgtgtgtctGGTTTTAGTGTGAGAGGGAAATAAAAGTGTAAAGGAGGACACT	6180
18665	3491	tttgtgtgtgtgtgtctGGTTTTAGTGTGAGAGGGAAATAAAAGTGTAAAGGAGGACACT	3550
Query	6181	TTAAACCCCTTGGGTGGAGTTTCGTAATTTCCAGACTATTTTTCAAGCAACCTGGTCCAC	6240
18665	3551	TTAAACCCCTTGGGTGGAGTTTCGTAATTTCCAGACTATTTTTCAAGCAACCTGGTCCAC	3610
Query	6241	CCAGCATFAGTGACCAGGTTTTCCAGGAAAGGATTTGCTTCTCTCFAGAAAATGTCGAAA	6300
18665	3611	CCAGCATFAGTGACCAGGTTTTCCAGGAAAGGATTTGCTTCTCTCFAGAAAATGTCGAAA	3670
Query	6301	GGATTTTTATTTTCTGATGAAAGGCTGTATGAAAATACCCTCCTCAAATAACTTGCITAAC	6360
18665	3671	GGATTTTTATTTTCTGATGAAAGGCTGTATGAAAATACCCTCCTCAAATAACTTGCITAAC	3730
Query	6361	TACATATAGATTCAGTGTGTCAATATTTCTATTTTGTATATTAATGCTATATAAATGGGG	6420
18665	3731	TACATATAGATTCAGTGTGTCAATATTTCTATTTTGTATATTAATGCTATATAAATGGGG	3790
Query	6421	ACAAAFCFATATTATACFGTGTATGGCATTATTAAGAAGCTTTTTCATTAATTTTATCA	6480
18665	3791	ACAAAFCFATATTATACFGTGTATGGCATTATTAAGAAGCTTTTTCATTAATTTTATCA	3850
Query	6481	CAGTAAATTTAAAAATGTGTAAAAATAAAACCAAGTACTCCTGTTTAAAAATAAAAGTTG	6540
18665	3851	CAGTAAATTTAAAAATGTGTAAAAATAAAACCAAGTACTCCTGTTTAAAAATAAAAGTTG	3910
Query	6541	TAGTTTTTTTATTTCATGCTGAATAATAATCTGTAGTTAAAAAAGTGTCTTTTACCTA	6600
18665	3911	TAGTTTTTTTATTTCATGCTGAATAATAATCTGTAGTTAAAAAAGTGTCTTTTACCTA	3970
Query	6601	CGCAGTGAAATGTCAGACTGTAAAACCTTGTGTGGAAATGTTTAACTTTTATTTTTTCAT	6660
18665	3971	CGCAGTGAAATGTCAGACTGTAAAACCTTGTGTGGAAATGTTTAACTTTTATTTTTTCAT	4030
Query	6661	TTAAATTTGCTGTTCCTGGTATTTACCAAACACACATTTGTACCGAATTGGCAGTAAATGT	6720
18665	4031	TTAAATTTGCTGTTCCTGGTATTTACCAAACACACATTTGTACCGAATTGGCAGTAAATGT	4090
Query	6721	TAGCCATTTTACAGCAATGCCAAATAATGGAGAAACATCATAATAAAAAATCTGCTTTTTT	6780
18665	4091	TAGCCATTTTACAGCAATGCCAAATAATGGAGAAACATCATAATAAAAAATCTGCTTTTTT	4150
Query	6781	ATTA 6784	

FIG. 7E

18665 4151 APTA 4154

FIG. 7F

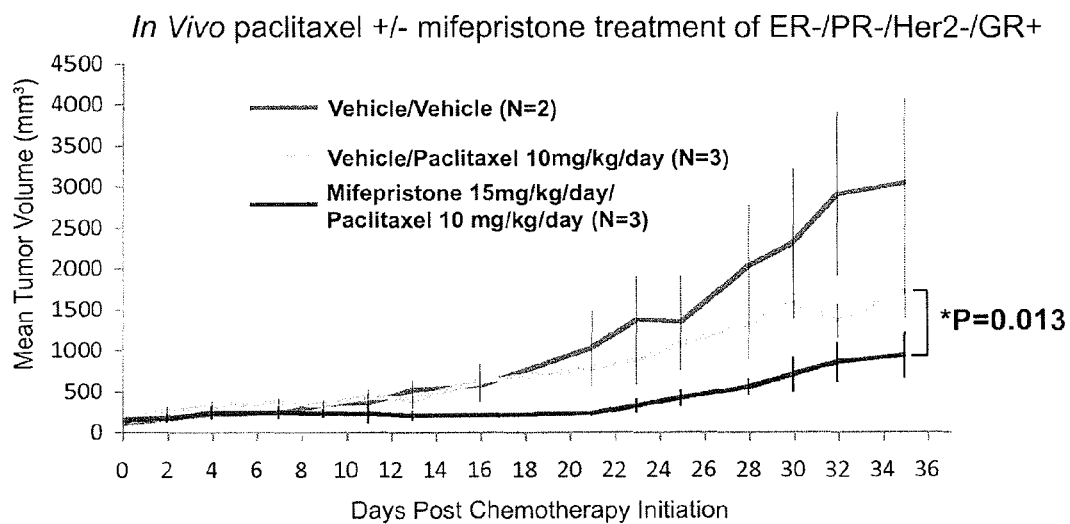


FIG. 8

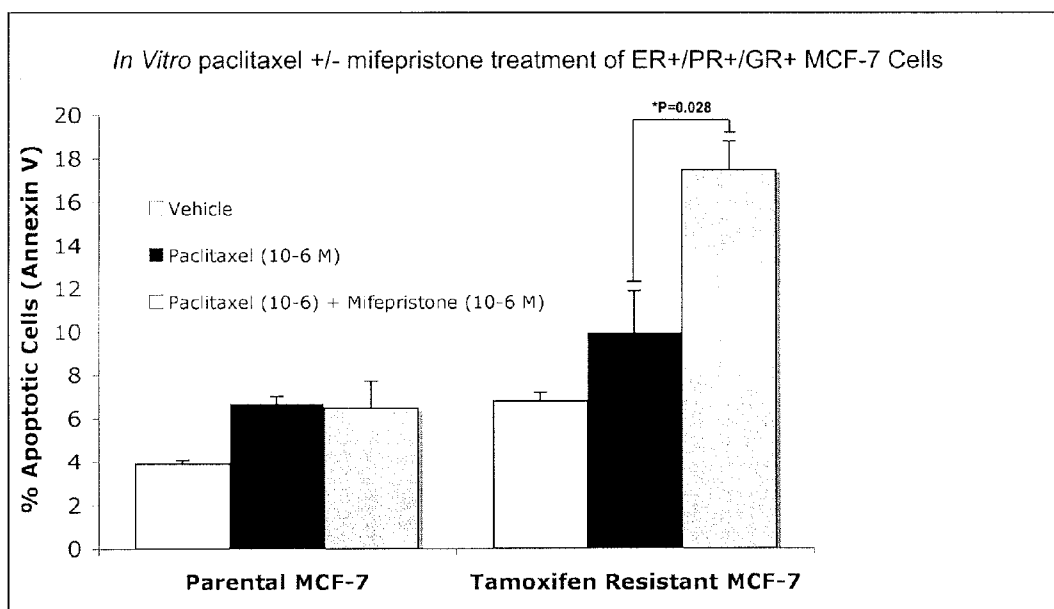


FIG. 9

METHODS AND COMPOSITIONS RELATED TO GLUCOCORTICOID RECEPTOR ANTAGONISTS AND BREAST CANCER

CROSS-REFERENCES TO RELATED APPLICATIONS

[0001] This application is a Continuation of U.S. application Ser. No. 14/172,051, filed Feb. 4, 2014, which is a Continuation of U.S. application Ser. No. 13/071,363, filed Mar. 24, 2011, which claims priority to U.S. Provisional Application No. 61/317,182, filed on Mar. 24, 2010, which is hereby incorporated by reference.

STATEMENT AS TO RIGHTS TO INVENTIONS MADE UNDER FEDERALLY SPONSORED RESEARCH AND DEVELOPMENT

[0002] This invention was made with government support under CA089208 awarded by the National Institutes of Health. The government has certain rights in the invention.

REFERENCE TO A "SEQUENCE LISTING," A TABLE, OR A COMPUTER PROGRAM LISTING APPENDIX SUBMITTED ON A COMPACT DISK

[0003] NOT APPLICABLE

BACKGROUND OF THE INVENTION

[0004] I. Field of the Invention

[0005] Embodiments of this invention are directed generally to biology and medicine. In certain aspects methods involve determining the prognosis for a breast cancer patient. In other embodiments, there are methods and compositions for treating a breast cancer patient with a glucocorticoid antagonist.

[0006] II. Background

[0007] There are over 1 million cases of breast cancer per year on a global basis, of which around 0.5 million are in the US, 40,000 are in the UK and nearly 2,000 in Ireland. It is the leading cause of cancer deaths among women (Keen and Davidson, 2003). Although the overall incidence of the disease is increasing within the western world, wider screening and improved treatments have led to a gradual decline in the fatality rate of about 1% per year since 1991. Inheritance of susceptibility genes, such as BRCA1 and BRCA2, account for only 5% of breast cancer cases and the factors responsible for the other 95% remain obscure (Grover and Martin, 2002). In the absence of a strategy to reduce causative agents of breast cancer, early detection remains the best approach to reducing the mortality rate of this disease. It is widely held that breast cancer initiates as the pre-malignant stage of atypical ductal hyperplasia (ADH), progresses into the pre-invasive stage of ductal carcinoma in situ (DCIS), and culminates in the potentially lethal stage of invasive ductal carcinoma (IDC). This linear model of breast cancer progression has been the rationale for the use of detection methods such as mammography in the hope of diagnosing and treating breast cancer at earlier clinical stages (Ma et al., 2003).

[0008] As more molecular information is being collated, diseases such as breast cancer are being sub-divided according to genetic signatures linked to patient outcome, providing valuable information for the clinician. Emerging novel technologies in molecular medicine have already demonstrated their power in discriminating between disease sub-types that are not recognizable by traditional pathological criteria (Sor-

lie et al., 2001) and in identifying specific genetic events involved in cancer progression (Srinivas et al., 2002).

[0009] Endocrine therapy is a popular mode of treatment for all stages of breast cancer. A majority of breast cancers belong to the type in which growth is stimulated by the female sex hormones, estrogens and progesterone. Therefore some of the therapies are based on depriving the tumor of the hormone-induced growth stimulus. Some of the current modes of endocrine treatments include blockade of the estrogen receptor with an antiestrogen, e.g. tamoxifen; hormonal ablation by surgery (oophorectomy, adrenalectomy or hypophysectomy), radiotherapy or medically by administration of a luteinizing hormone-releasing hormone analogue (LHRHa), e.g., goserelin; suppression of estrogen synthesis with aromatase inhibitors, e.g., anastrozole; pharmacological doses of estrogens and progestagens, e.g., megestrol acetate.

[0010] Despite recent advances, the challenge of cancer treatment, including breast cancer therapy remains. Progress is limited with respect to the development of specific treatment regimens to clinically distinct tumor types, and to personalize tumor treatment in order to maximize outcome and efficiency. Moreover, a number of patients exhibit chemotherapy resistance.

[0011] Mere classification of breast cancers into a few subgroups characterized by low to absent gene expression of the estrogen receptor (ER) alone may not reflect the cellular and molecular heterogeneity of breast cancer, and may not allow the design of treatment strategies maximizing patient response. Once a patient is diagnosed with cancer, such as breast or ovarian cancer, or an individual wants predisposition analysis, there is a strong need for methods that allow the physician to predict the expected course of disease, including the likelihood of cancer recurrence, long-term survival of the patient, and the like, and accordingly select an appropriate treatment option that is effective.

SUMMARY OF THE INVENTION

[0012] Embodiments concern methods, compositions, and apparatuses related to assessing, prognosing, and/or treating breast cancer patients. It concerns using information related to glucocorticoid receptor (GR) activity and/or expression in conjunction with information related to estrogen receptor (ER) activity or expression to identify patients with the least favorable prognosis based on current standards of care for breast cancer. Patients with relatively low levels of estrogen receptor expression and relatively high levels of glucocorticoid expression fall into a group of breast cancer patients with the least favorable prognosis (i.e., mortality rate).

[0013] Accordingly, methods concern evaluating a patient with breast cancer. Embodiments include evaluating a biological sample from a patient; evaluating breast cancer cells from a patient; evaluating a biological sample from a breast cancer patient; assessing a breast cancer patient; testing a breast cancer sample or biopsy; testing a breast tumor; prognosing a breast cancer patient; treating a breast cancer patient, particularly a patient with a particular profile related to ER and GR; determining a treatment for a breast cancer patient; altering a treatment plan for a breast cancer patient; reporting prognosis of a breast cancer patient; determining a prognosis score for a breast cancer patient; generating a prognosis score for a breast cancer patient; assessing the risk of mortality of a breast cancer patient generally or within a certain time frame, such as 150 months from end of cancer treatment; generating an ER and GR expression profile for a breast cancer patient;

comparing a patient's ER and GR expression profile to a standardized profile; and/or, determining a breast cancer patient has a poor prognosis based on the patient's ER and GR status.

[0014] Embodiments also cover apparatuses, kits, and computer readable medium and systems for assessing the level or activity of ER and/or GR in a patient's breast cancer sample and determining a prognosis; and/or treating the patient accordingly. It is specifically contemplated that a breast cancer patient is a human. Accordingly, in human patients, ER refers to an estrogen receptor in a human and GR refers to a glucocorticoid receptor in a human.

[0015] Some embodiments include generating an expression profile for glucocorticoid receptor, which means obtaining the level of expression of GR directly or indirectly by measuring or assaying activity or expression. Methods include directly measuring or assaying the level of expression or activity refers to measuring or assaying a sample to determine the level of GR expression (protein or transcript) in the cell. Indirectly obtaining the level of expression includes measuring or assaying expression or activity of a gene or protein that correlates with GR expression or activity. In some embodiments, the level of GR expression can be indirectly obtained by measuring or assaying expression of a GR-responsive gene, which refers to a gene whose expression is affected in a dose-dependent manner by GR expression or activity. Expression refers to either protein expression or RNA (transcript) expression. Methods may involve either type of expression and a variety of assays are well known to those of skill in the art. For example, quantitative PCR may be performed to obtain RNA expression levels. The Affymetrix chip used in the Examples also provides information regarding RNA expression levels. Alternatively, reagents to detect protein expression levels may be employed in embodiments. Methods may involve probes, primers, and/or antibodies that are specific to GR or ER in order to assess expression levels.

[0016] In some embodiments, the activity level of GR is measured by assaying the level of GR expression. In additional embodiments, GR expression is GR transcript expression. In other embodiments, GR expression is GR protein expression. As discussed above, in some embodiments, the activity level of GR is measured by assaying the expression level of one or more GR-responsive genes. A GR-responsive gene may be one or more of the following: MCL1, SAP30, DUSP1, SGK1, SMARCA2, PTGDS, TNFRSF9, SFN, LAPTM5, GPSM2, SORT1, DPT, NRP1, ACSL5, BIRC3, NNMT, IGFBP6, PLXNC1, SLC46A3, C14orf139, PIAS1, IDH2, SERPINF1, ERBB2, PECAM1, LBH, ST3GAL5, IL1R1, BIN1, WIPF1, TFP1, FN1, FAM134A, NRIP1, RAC2, SPP1, PHF15, BTN3A2, SESN1, MAP3K5, DPYSL2, SEMA4D, STOM, or MAOA.

[0017] In some embodiments, there is a step of assaying or measuring the activity level of glucocorticoid receptor (GR) in a biological sample from the patient containing breast cancer cells. As discussed above, the activity level of GR can be obtained directly or indirectly. It is specifically contemplated that levels of glucocorticoid activity or expression refers to activity or expression of GR α , GR β , or both. Unless specifically stated otherwise, the terms "glucocorticoid receptor" or "GR" refer to both forms. Embodiments discussed with respect to glucocorticoid receptor or GR may also be implemented solely with GR α or solely with GR β .

[0018] Methods may also include obtaining a level of estrogen receptor (ER) expression in breast cancer cells from the

patient. The level can be obtained by obtaining the results of an assay that measured the level of ER expression. In some embodiments, the level is obtained by measuring or assaying the level of ER expression.

[0019] In some embodiments, the level of estrogen receptor expression in breast cancer cells from patient is obtained by measuring the level of estrogen receptor expression from the biological sample from the patient. In other embodiments, the level is obtained by receiving qualitative and/or quantitative data regarding the level.

[0020] In some embodiments, methods include identifying the patient as having or not having a risk factor for cancer recurrence based on the levels of ER and GR expression. Methods may involve categorizing the patient as ER+ or ER- based the level of estrogen receptor expression and a predetermined threshold value for ER expression. The term "ER+" refers to a classification of ER expression that indicates the patient expresses estrogen receptor in breast cancer cells at or above a certain level. The term "ER-" refers to a classification of ER expression that indicates the patient expresses estrogen receptor at a relatively low level in breast cancer cells, meaning at or below a certain level. In embodiments of the invention, that certain level or a predetermined threshold value is at, below, or above 1, 2, 3, 4, 5, 6, 7, 8, 9, 10, 11, 12, 13, 14, 15, 16, 17, 18, 19, 20, 21, 22, 23, 24, 25, 26, 27, 28, 29, 30, 31, 32, 33, 34, 35, 36, 37, 38, 39, 40, 41, 42, 43, 44, 45, 46, 47, 48, 49, 50, 51, 52, 53, 54, 55, 56, 57, 58, 59, 60, 61, 62, 63, 64, 65, 66, 67, 68, 69, 70, 71, 72, 73, 74, 75, 76, 77, 78, 79, 80, 81, 82, 83, 84, 85, 86, 87, 88, 89, 90, 91, 92, 93, 94, 95, 96, 97, 98, 99, 100 percentile, or any range derivable therein.

[0021] Methods may involve measuring the activity level of glucocorticoid receptor in a biological sample from the patient containing breast cancer cells and measuring the expression level of estrogen receptor in the biological sample.

[0022] In certain embodiments, the predetermined threshold value for ER expression identifies a patient as ER+ if the patient's ER expression level is in the 25th percentile or greater compared to a normalized sample. This means the patient may be designated as having a level of ER expression that is at or above 25, 26, 27, 28, 29, 30, 31, 32, 33, 34, 35, 36, 37, 38, 39, 40, 41, 42, 43, 44, 45, 46, 47, 48, 49, 50, 51, 52, 53, 54, 55, 56, 57, 58, 59, 60, 61, 62, 63, 64, 65, 66, 67, 68, 69, 70, 71, 72, 73, 74, 75, 76, 77, 78, 79, 80, 81, 82, 83, 84, 85, 86, 87, 88, 89, 90, 91, 92, 93, 94, 95, 96, 97, 98, 99, 100 percentile, or any range derivable therein. It is contemplated that in some cases, a patient may be designated as ER+ if the patient's ER expression level is at or above 10, 11, 12, 13, 14, 15, 16, 17, 18, 19, 20, 21, 22, 23, 24, 25, 26, 27, 28, 29, 30, 31, 32, 33, 34, 35, 36, 37, 38, 39, 40, 41, 42, 43, 44, 45, 46, 47, 48, 49, 50, 51, 52, 53, 54, 55, 56, 57, 58, 59, 60, 61, 62, 63, 64, 65, 66, 67, 68, 69, 70, 71, 72, 73, 74, 75, 76, 77, 78, 79, 80, 81, 82, 83, 84, 85, 86, 87, 88, 89, 90, 91, 92, 93, 94, 95, 96, 97, 98, 99, 100, or any range derivable therein. The patient may also be referred to as having a normal or high ER expression level. The higher the percentile, the higher the relative expression level.

[0023] In embodiments, methods may also involve categorizing the patient as GR+ or GR- based on a predetermined threshold value for GR activity. In some cases, a predetermined threshold value for GR activity is dependent on whether the patient is categorized as ER+ or ER-. Embodiments may involve a predetermined threshold value for GR activity that identifies a patient as GR+ if the patient is ER- and GR activity level is in the 65th percentile or greater compared to a normalized sample. It is contemplated that in some

cases, a patient may be designated as GR+ if the patient's GR expression level is at or above 10, 11, 12, 13, 14, 15, 16, 17, 18, 19, 20, 21, 22, 23, 24, 25, 26, 27, 28, 29, 30, 31, 32, 33, 34, 35, 36, 37, 38, 39, 40, 41, 42, 43, 44, 45, 46, 47, 48, 49, 50, 51, 52, 53, 54, 55, 56, 57, 58, 59, 60, 61, 62, 63, 64, 65, 66, 67, 68, 69, 70, 71, 72, 73, 74, 75, 76, 77, 78, 79, 80, 81, 82, 83, 84, 85, 86, 87, 88, 89, 90, 91, 92, 93, 94, 95, 96, 97, 98, 99, 100, or any range derivable therein. The threshold value may or may not be dependent on ER expression levels or status. In some embodiments, the threshold value depends on whether the patient is ER- or not. The higher the percentile, the higher the relative expression level.

[0024] Methods may involve the use of a normalized sample or control that is based on one or more breast cancer samples that are not from the patient being tested.

[0025] In some embodiments, methods involve calculating a prognosis score for the patient based on the levels of ER and/or GR expression. Methods may alternatively or additionally involve reporting a prognosis score or report the levels of ER and/or GR expression. The score or report may contain or reflect raw data regarding expression levels or it may reflect a categorization of the expression levels obtained. A score could indicate the risk factor for mortality, recurrence, and/or both. The score could be a number within a numeric scale in which one end of the scale is most favorable and the other end is the least favorable with respect to a prognosis for breast cancer.

[0026] In certain embodiments, methods may involve identifying the patient as having a poor prognosis if the patient is determined to have a glucocorticoid receptor activity level at or above a certain threshold level and a level of estrogen receptor that is at or below a second threshold level. In each case, the threshold levels are specific for each of GR and ER. In certain embodiments, it is contemplated that a GR level in the 65th percentile or above based on breast cancer patients whose are in the 35th percentile or below is indicative of a poor prognosis. In some embodiments, patients with a poor prognosis include a population of breast cancer patients that numbers approximately 10% or less.

[0027] Methods also include identifying the patient as having a poor prognosis if the patient is determined to have i) an activity level of glucocorticoid receptor that is higher than the activity level of glucocorticoid receptor in normalized control sample and ii) a expression level of estrogen receptor expression that is lower than the expression level of estrogen receptor in a normalized control sample. Consequently, methods of the invention include prognosing a breast cancer patient. In some cases, a patient is identified as having a relatively good prognosis.

[0028] Other embodiments include methods of treating a patient for breast cancer comprising: treating the patient for breast cancer after a biological sample from the patient containing breast cancer cells is analyzed for i) the activity level of glucocorticoid receptor and ii) the expression level of estrogen receptor. A patient may be treated with a different treatment protocol than the patient would have been treated with if the patient's biological sample had not been analyzed. In some embodiments, the patient is categorized as ER- and GR+ based on the activity level of the glucocorticoid receptor and the expression level of estrogen receptor. In some cases, the patient is treated with a more aggressive therapy than the patient would have been treated with if the patient had not been categorized as ER- and GR+. The term "more aggressive" refers to a treatment regimen that may include more

drugs or drugs with more severe side effects and/or it may include an increased dosage or increased frequency of drugs. It may also include radiation or a combination of therapies. In some cases, the therapy includes one or more chemotherapeutics and/or biologics. In some embodiments, the patient is treated with a therapy comprising an anti-angiogenic agent. In additional embodiments, the therapy further comprises a chemotherapeutic agent in addition to the anti-angiogenic agent. Embodiments also include administering a glucocorticoid receptor antagonist and/or tyrosine kinase inhibitor.

[0029] Embodiments may also include where the patient is treated with more than one type of cancer therapy. This may be after the patient is determined to have a particular prognosis or after the status of the patient's GR and ER expression profile is known. In some embodiments, certain treatments are provided to an ER-/GR+ breast cancer patient who might have otherwise been treated with a less aggressive treatment for breast cancer. In some embodiments, a patient is treated with at least two of the following: radiation, chemotherapy, or a biologic. In particular embodiments, the patient may be treated with a kinase inhibitor and/or anti-angiogenic agent.

[0030] Methods may also involve obtaining a biological sample comprising breast cancer cells from the patient and categorizing the patient as i) GR+ or GR- based on the level of glucocorticoid activity assayed in the sample and compared to a predetermined threshold value for GR activity; and ii) ER+ or ER- based on the level of estrogen receptor expression assayed in the sample and compared to a predetermined threshold value for ER expression.

[0031] Any method may also include treating the patient for breast cancer, which may include directly administering or providing a cancer therapy. In some embodiments, a practitioner or doctor may prescribe a cancer therapy that the patient administers to herself.

[0032] To achieve these methods, a doctor, medical practitioner, or their staff may retrieve a biological sample from a patient for evaluation. The sample may be a biopsy, such as a breast tissue or tumor biopsy. The sample may be analyzed by the practitioner or their staff, or it may be sent to an outside or independent laboratory. The medical practitioner may be cognizant of whether the test is providing information regarding the patient's level of GR and/or ER expression or activity, or the medical practitioner may be aware only that the test indicates directly or indirectly that the test reflects that the patient has a particular prognosis or can be given a particular prognosis score. Furthermore, the practitioner may know the patient's ER or GR status, such as ER+ or ER-, or GR+ or GR-. Alternatively, she may be aware only that the test or assay indicates the patient has a poor prognosis, or the worst prognosis.

[0033] Embodiments also concern kits to determine glucocorticoid receptor status in breast cancer cells comprising: (a) one or more reagents for determining expression levels of NR3C1 in a biological sample; and (b) an algorithm and software encoding the algorithm for calculating a risk factor index from the expression of NR3C1 in a sample and the estrogen receptor status of the breast cancer cells to determine a prognosis or a prognosis score. Kits may also include one or more reagents for determining expression levels of ESR1 in the biological sample to provide estrogen receptor status.

[0034] Other embodiments include a computer readable medium having software modules for performing a method comprising the acts of: (a) comparing glucocorticoid receptor data obtained from a patient's breast cancer sample with a

reference; and (b) providing an assessment of glucocorticoid receptor status to a physician for use in determining an appropriate therapeutic regimen for a patient. In further embodiments, the computer readable medium further comprises a software module for assessing estrogen receptor status of the patient's breast cancer sample.

[0035] Computer systems are also included. In some embodiments, they have a processor, memory, external data storage, input/output mechanisms, a display, for assessing glucocorticoid receptor activity, comprising: (a) a database; (b) logic mechanisms in the computer generating for the database a GR-responsive gene expression reference; and (c) a comparing mechanism in the computer for comparing the GR-responsive gene expression reference to expression data from a patient sample using a comparison model to determine a GR gene expression profile of the sample.

[0036] Other embodiments include an internet accessible portal for providing biological information constructed and arranged to execute a computer-implemented method for providing: (a) a comparison of gene expression data of one or more GR-responsive genes in a patient sample with a calculated reporter index; and (b) providing an assessment of GR activity or expression to a physician for use in determining an appropriate therapeutic regime for a patient.

[0037] In addition to compiling, collecting and or processing data related to GR status, methods, media and systems may also include the same embodiments with respect to data related to ER status. Such aspects may be instead of or in addition to the aspects related to GR status or data.

[0038] Embodiments also include methods of killing breast cancer cells comprising administering to a breast cancer patient an effective amount of a combination of anti-cancer compounds, wherein the anticancer compounds comprise a glucocorticoid receptor antagonist and a chemotherapeutic.

[0039] In other embodiments, there are methods for treating breast cancer in a patient comprising administering to the patient an effective amount of glucocorticoid receptor antagonist and a chemotherapeutic.

[0040] In further embodiments, methods are provided for treating chemotherapy-insensitive breast cancer cells comprising administering to a breast cancer patient an effective amount of a glucocorticoid receptor antagonist followed by chemotherapy.

[0041] Other methods include methods for treating breast cancer in a patient comprising: a) administering radiation or at least a first chemotherapeutic to the patient; b) subsequently administering an effective amount of a glucocorticoid receptor antagonist to the patient; and, c) administering radiation again or at least a second chemotherapeutic to the patient after the glucocorticoid receptor antagonist is administered to the patient.

[0042] In some embodiments, there are methods for treating breast cancer in a patient comprising: a) administering an effective amount of a glucocorticoid receptor antagonist to the patient, wherein the patient expresses detectable levels of GR prior to administration of the GR antagonist; b) then administering an effective amount of radiation or at least one chemotherapeutic.

[0043] It is contemplated that in methods described herein, breast cancer cells may undergo apoptosis following treatment set forth herein. Moreover, in some embodiments, the combination of a glucocorticoid receptor antagonist and an anticancer agent or compound induces more apoptosis than treatment with just the anticancer treatment alone. In other

methods, it is specifically contemplated to exclude treatment with a synthetic glucocorticoid, such as dexamethasone.

[0044] Glucocorticoid receptor antagonists are known to those of skill in the art. It refers to a compound or substance that does not provoke a biological response itself upon binding to the glucocorticoid receptor, but blocks or dampens agonist-mediated responses. Examples include, but are not limited to, beclometasone, betamethasone, budesonide, ciclesonide, flunisolide, fluticasone, mifepristone, mometasone, and triamcinolone. In additional embodiments, the glucocorticoid receptor antagonist has undetectable level or a lower level of activity as a progesterone receptor antagonist. In certain embodiments, the glucocorticoid receptor antagonist has greater than 10-fold, 50-fold, 100-fold, 200-fold, 300-fold, 400-fold, 500-fold, 1000-fold lower binding activity (or any range derivable therein) for another hormone receptor compared to its binding activity for glucocorticoid receptor. In specific embodiments the hormone receptor is estrogen receptor or progesterone receptor.

[0045] In some embodiments, a patient had been previously treated with an anti-cancer therapy, such as radiation, chemotherapy, or immunotherapy (or a combination or multiple therapies thereof). In certain embodiments, a first anti-cancer therapy prior to therapy with glucocorticoid receptor antagonist was last administered more than two weeks prior to the glucocorticoid receptor antagonist or its combination with a second anti-cancer therapy. In certain embodiments, this first anti-cancer therapy that does not include a glucocorticoid receptor antagonist was last administered to the breast cancer patient at least 7, 8, 9, 10, 11, 12, 13, 14 days, and/or 1, 2, 3, 4, or 5 weeks, and/or 1, 2, 3, 4, 5, 6, 7, 8, 9, 10, 11, or 12 months prior to treatment with a glucocorticoid receptor antagonist. Treatment methods may be applied to breast cancer or breast cancer cells that are chemo-resistant or breast cancer cells that are not chemo-sensitive. Moreover, treatment may be applied to breast cancer or to breast cancer cells that were previously administered a first apoptosis inducing agent, but were resistant to apoptosis.

[0046] In some embodiments, the breast cancer cells are determined to be resistant to apoptosis. In additional embodiments, the breast cancer or the breast cancer cells are determined not to be chemo-sensitive or are determined to be chemo-resistant. This determination may be based on the results of a genetic test or based on information obtained from an assessment of a tumor or the breast cancer after treatment with a first anti-cancer therapy. In specific embodiments, the first anti-cancer therapy is a chemotherapeutic, Herceptin®, radiation, a combination of chemotherapeutics, or a combination of one or more chemotherapeutic agents and Herceptin®.

[0047] In additional embodiments, the breast cancer cells express a detectable level of glucocorticoid receptor or its transcript. In some embodiments, the patient is determined to have breast cancer cells that express a detectable level of glucocorticoid receptor or its transcript. This may be determined directly or indirectly.

[0048] It is contemplated that breast cancer cells may be treated with a glucocorticoid receptor antagonist regardless of estrogen receptor status. Therefore, breast cancer cells may be estrogen receptor-negative (ER-) or estrogen receptor-positive (ER+), accordingly to a standardized and industry accepted test for ER status. In certain embodiments, the

breast cancer cells do not express any detectable levels of ER; in other embodiments, ER expression is detectable in the breast cancer cells.

[0049] It is contemplated that breast cancer cells may be treated with a glucocorticoid receptor antagonist depending on or regardless of progesterone receptor status. Therefore, breast cancer cells may be progesterone receptor-negative (PR-) or progesterone receptor-positive (PR+), accordingly to a standardized and industry accepted test for ER status. In certain embodiments, the breast cancer cells do not express any detectable levels of PR; in other embodiments, PR expression is detectable in the breast cancer cells.

[0050] Methods involve treating breast cancer, particularly a chemo-resistant breast cancer, with a combination of therapies that includes a glucocorticoid receptor antagonist and an anticancer therapy that induces apoptosis (together they may be referred to as a combination of anti-cancer agents or compounds), such as a chemotherapeutic. In some embodiments, the chemotherapeutic is capecitabine, carboplatin, cyclophosphamide (Cytoxan), daunorubicin, docetaxel (Taxotere), doxorubicin (Adriamycin), epirubicin (Ellence), fluorouracil (also called 5-fluorouracil or 5-FU), gemcitabine, eribulin, ixabepilone, methotrexate, mitomycin C, mitoxantrone, paclitaxel (Taxol), thiotepa, vincristine, or vinorelbine, or a combination of these agents. In other embodiments, therapy with a glucocorticoid receptor antagonist is combined with Herceptin®, radiation, chemotherapeutic(s) and radiation, a combination of chemotherapeutics, or a combination of one or more chemotherapeutic agents and Herceptin®.

[0051] It is contemplated that in some embodiments of the combination therapy the glucocorticoid receptor antagonist is administered within 5, 10, 30, 45, 60 minutes, and/or 1, 2, 3, 4, 5, 6, 7, 8, 9, 10, 11, 12, 13, 14, 15, 16, 17, 18, 19, 20, 21, 22, 23, 24 hours, and/or 1, 2, 3, 4, 5, 6, 7 days, or any combination thereof within administration of at least one or the combination of the anti-cancer agents or compounds. In specific embodiments, the glucocorticoid receptor antagonist is administered within 2 hours, 12 hours or 24 hours of administration of an anticancer agent or compound (or a combination of such agents or compounds).

[0052] It is specifically contemplated that treatment may continue or be repeated. In some embodiments, once treated with the combination of a glucocorticoid receptor antagonist and at least one anticancer agent or compound, all or part of the treatment may be repeated alone or in combination with a different anticancer agent or compound.

[0053] In certain embodiments, the glucocorticoid receptor antagonist is administered prior to as the other agent or therapy included in the combination therapy. In certain embodiments, the glucocorticoid receptor antagonist is administered 5, 10, 30, 45, 60 minutes, and/or 1, 2, 3, 4, 5, 6, 7, 8, 9, 10, 11, 12, 13, 14, 15, 16, 17, 18, 19, 20, 21, 22, 23, 24 hours, and/or 1, 2, 3, 4, 5, 6, 7 days, or any combination thereof prior to administration of at least one or the combination of the anti-cancer agents or compounds. It is specifically contemplated that in some embodiments, the glucocorticoid receptor antagonist is given prior to administration of the anticancer agent or compound but that the glucocorticoid receptor antagonist is also given concurrently with or after administration of the initial or a subsequent dose of the anticancer agent or compound. As discussed throughout, the anticancer agent or compound may be in a combination of such agents or compounds. In certain embodiments, the glucocor-

ticoid receptor antagonist is administered up to three days prior to administering the anticancer agent or compound.

[0054] Additionally or alternatively, the glucocorticoid receptor antagonist is administered after administration of the other agent or therapy included in the combination therapy. In certain embodiments, the glucocorticoid receptor antagonist is administered 5, 10, 30, 45, 60 minutes, and/or 1, 2, 3, 4, 5, 6, 7, 8, 9, 10, 11, 12, 13, 14, 15, 16, 17, 18, 19, 20, 21, 22, 23, 24 hours, and/or 1, 2, 3, 4, 5, 6, 7 days, or any combination thereof after administration of at least one or the combination of the anti-cancer agents or compounds. It is specifically contemplated that in some embodiments, the glucocorticoid receptor antagonist is given after to administration of the anticancer agent or compound; such administration may be repeated. As discussed throughout, the anticancer agent or compound may be in a combination of such agents or compounds. In certain embodiments, the glucocorticoid receptor antagonist is administered up to three days after administering the anticancer agent or compound.

[0055] In certain embodiments, the breast cancer is an unresectable breast cancer. In further embodiments, the breast cancer is inflammatory breast cancer.

[0056] It is specifically contemplated that in some methods, dexamethasone has not been administered to the patient within 24 hours of administration of the glucocorticoid receptor antagonist.

[0057] Compositions are contemplated to include a glucocorticoid receptor antagonist and any other anticancer compound discussed herein, such as Herceptin or one or more chemotherapeutic compounds. In some embodiments, the composition is in a pharmaceutically acceptable formulation.

[0058] Use of the one or more compositions may be employed based on methods described herein. Other embodiments are discussed throughout this application. Any embodiment discussed with respect to one aspect of the invention applies to other aspects of the invention as well and vice versa. The embodiments in the Example section are understood to be embodiments that are applicable to all aspects of the technology described herein.

[0059] "Cancer prognosis" generally refers to a forecast or prediction of the probable course or outcome of the cancer. As used herein, cancer prognosis includes the forecast or prediction of any one or more of the following: duration of survival of a patient susceptible to or diagnosed with a cancer, duration of recurrence-free survival, duration of progression free survival of a patient susceptible to or diagnosed with a cancer, response rate in a group of patients susceptible to or diagnosed with a cancer, and/or duration of response in a patient or a group of patients susceptible to or diagnosed with a cancer.

[0060] In certain aspects, prognosis is an estimation of the likelihood of metastasis free survival of said patient over a predetermined period of time, e.g., over a period of 5 years.

[0061] In further aspects, prognosis is an estimation of the likelihood of death of disease of said patient over a predetermined period of time, e.g., over a period of 5 years.

[0062] The term "recurrence" refers to the detection of breast cancer in form of metastatic spread of tumor cells, local recurrence, contralateral recurrence or recurrence of breast cancer at any site of the body of the patient after breast cancer had been substantially undetectable or responsive to treatments.

[0063] As used herein, "prognostic for cancer" means providing a forecast or prediction of the probable course or

outcome of the cancer. In some embodiments, “prognostic for cancer” comprises providing the forecast or prediction of (prognostic for) any one or more of the following: duration of survival of a patient susceptible to or diagnosed with a cancer, duration of recurrence-free survival, duration of progression free survival of a patient susceptible to or diagnosed with a cancer, response rate in a group of patients susceptible to or diagnosed with a cancer, and/or duration of response in a patient or a group of patients susceptible to or diagnosed with a cancer.

[0064] By “gene” is meant any polynucleotide sequence or portion thereof with a functional role in encoding or transcribing a protein or regulating other gene expression. The gene may consist of all the nucleic acids responsible for encoding a functional protein or only a portion of the nucleic acids responsible for encoding or expressing a protein. The polynucleotide sequence may contain a genetic abnormality within exons, introns, initiation or termination regions, promoter sequences, other regulatory sequences or unique adjacent regions to the gene.

[0065] As used herein, “treatment” or “therapy” is an approach for obtaining beneficial or desired clinical results. This includes: reduce the number of cancer cells; reduce the tumor size; inhibit (i.e., slow to some extent and/or stop) cancer cell infiltration into peripheral organs; inhibit (i.e., slow to some extent and/or stop) tumor metastasis; inhibit, to some extent, tumor growth; and/or relieve to some extent one or more of the symptoms associated with the disorder, shrinking the size of the tumor, decreasing symptoms resulting from the disease, increasing the quality of life of those suffering from the disease, decreasing the dose of other medications required to treat the disease, delaying the progression of the disease, and/or prolonging survival of patients.

[0066] The term “therapeutically effective amount” refers to an amount of the drug that may reduce the number of cancer cells; reduce the tumor size; inhibit (i.e., slow to some extent and preferably stop) cancer cell infiltration into peripheral organs; inhibit (i.e., slow to some extent and preferably stop) tumor metastasis; inhibit, to some extent, tumor growth; and/or relieve to some extent one or more of the symptoms associated with the disorder. To the extent the drug may prevent growth and/or kill existing cancer cells, it may be cytostatic and/or cytotoxic. For cancer therapy, efficacy in vivo can, for example, be measured by assessing the duration of survival, time to disease progression (TTP), the response rates (RR), duration of response, and/or quality of life.

[0067] The terms “overexpress”, “overexpression”, “overexpressed”, “up-regulate”, or “up-regulated” interchangeably refer to a biomarker that is transcribed or translated at a detectably greater level, usually in a cancer cell, in comparison to a non-cancer cell or cancer cell that is not associated with the worst or poorest prognosis. The term includes overexpression due to transcription, post transcriptional processing, translation, post-translational processing, cellular localization, and/or RNA and protein stability, as compared to a non-cancer cell or cancer cell that is not associated with the worst or poorest prognosis. Overexpression can be detected using conventional techniques for detecting mRNA (i.e., RT-PCR, PCR, hybridization) or proteins (i.e., ELISA, immunohistochemical techniques, mass spectroscopy). Overexpression can be 10%, 20%, 30%, 40%, 50%, 60%, 70%, 80%, 90% or more in comparison to a normal cell or cancer cell that is not associated with the worst or poorest prognosis. In certain instances, overexpression is 1-fold, 2-fold, 3-fold,

4-fold 5, 6, 7, 8, 9, 10, or 15-fold or more higher levels of transcription or translation in comparison to a non-cancer cell or cancer cell that is not associated with the worst or poorest prognosis.

[0068] “Biological sample” includes sections of tissues such as biopsy and autopsy samples, and frozen sections taken for histologic purposes. Such samples include breast cancer tissues, cultured cells, e.g., primary cultures, explants, and transformed cells. A biological sample is typically obtained from a mammal, such as a primate, e.g., human.

[0069] A “biopsy” refers to the process of removing a tissue sample for diagnostic or prognostic evaluation, and to the tissue specimen itself. Any biopsy technique known in the art can be applied to the diagnostic and prognostic methods of the present invention. The biopsy technique applied will depend on the tissue type to be evaluated (e.g., breast), the size and type of the tumor, among other factors. Representative biopsy techniques include, but are not limited to, excisional biopsy, incisional biopsy, needle biopsy, and surgical biopsy. An “excisional biopsy” refers to the removal of an entire tumor mass with a small margin of normal tissue surrounding it. An “incisional biopsy” refers to the removal of a wedge of tissue that includes a cross-sectional diameter of the tumor. A diagnosis or prognosis made by endoscopy or fluoroscopy can require a “core-needle biopsy”, or a “fine-needle aspiration biopsy” which generally obtains a suspension of cells from within a target tissue. Biopsy techniques are discussed, for example, in Harrison’s Principles of Internal Medicine, 2005. Obtaining a biopsy includes both direct and indirect methods, including obtaining the biopsy from the patient or obtaining the biopsy sample after it is removed from the patient.

[0070] The use of the word “a” or “an” when used in conjunction with the term “comprising” in the claims and/or the specification may mean “one,” but it is also consistent with the meaning of “one or more,” “at least one,” and “one or more than one.”

[0071] Throughout this application, the term “about” is used to indicate that a value includes the standard deviation of error for the device or method being employed to determine the value.

[0072] The use of the term “or” in the claims is used to mean “and/or” unless explicitly indicated to refer to alternatives only or the alternatives are mutually exclusive, although the disclosure supports a definition that refers to only alternatives and “and/or.” It is also contemplated that anything listed using the term “or” may also be specifically excluded.

[0073] As used in this specification and claim(s), the words “comprising” (and any form of comprising, such as “comprise” and “comprises”), “having” (and any form of having, such as “have” and “has”), “including” (and any form of including, such as “includes” and “include”) or “containing” (and any form of containing, such as “contains” and “contain”) are inclusive or open-ended and do not exclude additional, unrecited elements or method steps.

[0074] Other objects, features and advantages of the present invention will become apparent from the following detailed description. It should be understood, however, that the detailed description and the specific examples, while indicating specific embodiments of the invention, are given by way of illustration only, since various changes and modifications within the spirit and scope of the invention will become apparent to those skilled in the art from this detailed description.

DESCRIPTION OF THE DRAWINGS

[0075] The following drawings form part of the present specification and are included to further demonstrate certain aspects of the present invention. The invention may be better understood by reference to one or more of these drawings in combination with the detailed description of specific embodiments presented herein.

[0076] FIG. 1. Primary human breast ductal epithelium, DCIS (60%) in vasive human cancers (~30-40%) exhibit significant glucocorticoid receptor expression.

[0077] FIG. 2. Unsupervised cluster analysis identifies GR target gene signature (Sig+) vs Sig- tumors (n=68 genes) A GR-regulated gene expression set from MCF10A-Myc (ER-/GR+) cells treated +/-Dex from 30m-24 h was used to perform a two dimensional unsupervised clustering analysis on the NKI-295 early breast cancer gene expression data set (n=2034 starting genes). GR-regulated genes (n=68) that separate these tumors into two groups (GRsig+=Red and GRsig-=Green) are shown in rows while each column represents a patient. Several EMT genes (e.g. Snail) and known anti-apoptotic genes are included.

[0078] FIG. 3. NR3C1 expression correlates with GR signature gene expression. The GRsig+vs. GRsig- tumor designations correlate with higher NR3C1 vs. lower expression, respectively. For ESR1+ tumors (orange) the P<0.00001 and for ESR1- tumors (green) p=0.7 (t test). Error bars are +/-SD.

[0079] FIG. 4. RFS of GR gene expression signature. The GR signature predicts a differential prognosis for ESR1+ patients and ESR1- pts with respect to GR-signature expression. ESR1-/GR+ signature patients have the worst prognosis.

[0080] FIG. 5. Meta-analysis of NR3C1 expression and RFS.

[0081] FIG. 6. Common genes differentially expressed in ESR1- and NR3C1+ tumors, ChIP-seq and gene expression in Dex-treated MCF10A-Myc cells.

[0082] FIG. 7A-F. Schematic of glucocorticoid receptor (GR) isoforms.

[0083] FIG. 8. Administration of mifepristone increases MDA-MB-231 tumor susceptibility to paclitaxel treatment in vivo.

[0084] FIG. 9. Mifepristone pretreatment increases tamoxifen-resistant MCF-7 (T-R-MCF-7), but not parental MCF-7 cell susceptibility to paclitaxel in vitro.

DETAILED DESCRIPTION OF THE INVENTION

[0085] Glucocorticoid receptor (GR) activation initiates a potent cell survival signal in ER-breast cancer models. However, GR activity has not been previously examined in primary human breast cancers. Because anti-apoptotic signaling is believed to be an important determinant of breast cancer viability and relapse, the inventors contemplate that early stage primary human breast cancer demonstrates a correlation between high GR (NR3C1) and GR-mediated gene expression and cancer recurrence.

[0086] The Dutch NKI 295 data set was examined and the inventors determined that a gene expression signature of 68 GR-regulated genes (based on in vitro data) could cluster patients into different groups with differential outcome. In addition, it was found that GR-mediated gene expression correlated with NR3C1 expression levels. The inventors examined NR3C1 tumor expression in a much larger meta-

dataset and again found that ER-/GR (NR3C1)+ patients did the worst. Moreover, key cell survival genes identified as GR gene targets from ChIP-seq experiments were differentially expressed.

I. Hormone Receptor Status of Breast Cancer

[0087] Intracellular receptors (IRs) form a class of structurally-related genetic regulators scientists have named "ligand dependent transcription factors" (R. M. Evans, Science, 240:889, 1988). Steroid receptors are a recognized subset of the IRs, including androgen receptor (AR), progesterone receptor (PR), estrogen receptor (ER), glucocorticoid receptor (GR), and mineralocorticoid receptor (MR). Regulation of a gene by such factors requires both the IR itself and a corresponding ligand, which has the ability to selectively bind to the IR in a way that affects gene transcription.

[0088] Naturally occurring as well as synthetic steroidal glucocorticoids (e.g., cortisol, cortisone, prednisolone, dexamethasone) have been widely used for over fifty years for the treatment of acute and chronic inflammatory and immune disorders. In particular, glucocorticoids have been prescribed for the treatment of rheumatoid arthritis, osteoarthritis, rheumatic fever, asthma, allergic rhinitis, systemic lupus erythematosus, chronic obstructive pulmonary disease, Crohn's disease, inflammatory bowel disease, and ulcerative colitis. However, the use of glucocorticoids is often associated with severe and sometimes irreversible side effects such as bone loss/osteoporosis, hyperglycemia, diabetes mellitus, hypertension, glaucoma, muscle atrophy, Cushing's syndrome, and psychosis.

[0089] Glucocorticoids exert their pharmacological effects by regulating gene transcription after the formation of a complex with the glucocorticoid receptor (GR). GR-glucocorticoid complex affects gene transcription by translocating to the nucleus after binding of the glucocorticoid where it acts as a dimer in binding to DNA glucocorticoid hormone response elements (GREs) in the promoter regions of particular genes. The GR-glucocorticoid/GRE complex then, in turn, activates (transactivation) or inhibits transcription of proximally located genes. Conversely, the GR-glucocorticoid complex may negatively regulate gene transcription by a process that does not involve binding to DNA. In this process, termed transrepression, following binding of the glucocorticoid, the complexed GR enters the nucleus where it acts as a monomer to directly interact (via protein-protein interaction) with other transcription factors, repressing their ability to induce gene transcription and thus protein expression.

[0090] Estrogen, mediated through the estrogen receptor (ER), plays a major role in regulating the growth and differentiation of normal breast epithelium (Pike et al. Epidemiologic Reviews (1993) 15(1):17-35; Henderson et al. Cancer Res. (1988) 48:246-253). It stimulates cell proliferation and regulates the expression of other genes, including the progesterone receptor (PgR). PgR then mediates the mitogenic effect of progesterone, further stimulating proliferation (Pike et al., 1993; Henderson et al., 1988). The molecular differences between estrogen receptor ("ER") negative and ER positive tumors are significant in light of clinical observations which indicate that the nature and biological behavior of ER positive and ER negative tumors are distinct even in the absence of hormonal therapy. For example, ER negative cancers tend to recur sooner and show a different rate of recurrence in distant organ sites compared to ER positive tumors. Clinical observations and molecular profiling data suggest

that tumors not expressing both ER and PgR represent a different clinical entity in terms of chemotherapy responsiveness. (Colleoni et al., *Annals of Oncology* 11(8):1057 (2000)). Thus, ER negative and ER positive breast cancers are two distinct disease entities rather than phenotypic variations of the same disease.

[0091] Relatively increased expression of these genes in primary ER-negative human breast tumors is associated with high GR expression and with an earlier relapse in ER-negative breast cancer patients (described herein). Activation of the glucocorticoid receptor (GR) in epithelial cells has been shown to initiate an anti-apoptotic (i.e., cell survival) signaling pathway that prevents breast (Wu et al, 2004) and ovarian cancer (Melhem et al, 2009) cell death in vitro and in vivo (Pang et al, 2006). Blocking or antagonizing GR activation with a GR antagonist such as mifepristone reverses cell survival signaling pathways initiated by the GR (Moran et al., 2000). Other GR antagonists (e.g., dexamethasone oxet-anone) also reverse GR-mediated cell survival and potentiate apoptosis in response to cell stressors such as growth factor withdrawal (Mikosz et al, 2001). The mechanism(s) whereby GR activation protects from cell death includes the transcriptional upregulation of genes encoding anti-apoptotic proteins such as SGK1, MKP1, MCL1, and BIRC3. However, experiments with a glucocorticoid receptor antagonist, RU486, in conjunction with dexamethasone did not increase the number of apoptotic cells induced by paclitaxel, compared to paclitaxel alone (Wu et al., 2004).

II. Biomarkers and Evaluating Levels of Biomarkers

[0092] Biomarkers for prognosing human breast cancer patients have been identified. They include estrogen receptor (ER) in combination with the activity of the glucocorticoid receptor (GR) activity. It is contemplated that these biomarkers may be evaluated based on their gene products. In some embodiments, the gene product is the RNA transcript. In other embodiments, the gene product is the protein expressed by the RNA transcript. In still another embodiment is the evaluation of surrogate genes or gene targets of ER, GR, or ER and GR.

[0093] In certain aspects a meta-analysis of expression or activity can be performed. In statistics, a meta-analysis combines the results of several studies that address a set of related research hypotheses. This is normally done by identification of a common measure of effect size, which is modeled using a form of meta-regression. Generally, three types of models can be distinguished in the literature on meta-analysis: simple regression, fixed effects meta-regression and random effects meta-regression. Resulting overall averages when controlling for study characteristics can be considered meta-effect sizes, which are more powerful estimates of the true effect size than those derived in a single study under a given single set of assumptions and conditions. A meta-gene expression value, in this context, is to be understood as being the median of the normalized expression of a marker gene or activity. Normalization of the expression of a marker gene is preferably achieved by dividing the expression level of the individual marker gene to be normalized by the respective individual median expression of this marker genes, wherein said median expression is preferably calculated from multiple measurements of the respective gene in a sufficiently large cohort of test individuals. The test cohort preferably comprises at least 3, 10, 100, 200, 1000 individuals or more including all values and ranges thereof. Dataset-specific bias can be removed or

minimized allowing multiple datasets to be combined for meta-analyses (See Sims et al. *BMC Medical Genomics* (1:42), 1-14, 2008, which is incorporated herein by reference in its entirety).

[0094] The calculation of a meta-gene expression value is performed by: (i) determining the gene expression value of at least two, preferably more genes (ii) "normalizing" the gene expression value of each individual gene by dividing the expression value with a coefficient which is approximately the median expression value of the respective gene in a representative breast cancer cohort (iii) calculating the median of the group of normalized gene expression values.

[0095] A gene shall be understood to be specifically expressed in a certain cell type if the expression level of said gene in said cell type is at least 2-fold, 5-fold, 10-fold, 100-fold, 1000-fold, or 10000-fold higher than in a reference cell type, or in a mixture of reference cell types. Reference cell types include non-cancerous breast tissue cells or a heterogeneous population of breast cancers.

[0096] In certain algorithms a suitable threshold level is first determined for a marker gene. The suitable threshold level can be determined from measurements of the marker gene expression in multiple individuals from a test cohort. The median expression of the marker gene in said multiple expression measurements is taken as the suitable threshold value.

[0097] Comparison of multiple marker genes with a threshold level can be performed as follows:

[0098] 1. The individual marker genes are compared to their respective threshold levels.

[0099] 2. The number of marker genes, the expression level of which is above their respective threshold level, is determined.

[0100] 3. If a marker genes is expressed above its respective threshold level, then the expression level of the marker gene is taken to be "above the threshold level".

[0101] "A sufficiently large number", in this context, means preferably 30%, 50%, 80%, 90%, or 95% of the marker genes used.

[0102] In certain aspects, the determination of expression levels is on a gene chip, such as an Affymetrix™ gene chip.

[0103] In another aspect, the determination of expression levels is done by kinetic real time PCR.

[0104] In certain aspects, the methods can relate to a system for performing such methods, the system comprising (a) apparatus or device for storing data on the ER or nodal status of the patient; (b) apparatus or device for determining the expression level of at least one marker gene or activity; (c) apparatus or device for comparing the expression level of the first marker gene or activity with a predetermined first threshold value; (d) apparatus or device for determining the expression level of at least one second marker gene or activity; and (e) computing apparatus or device programmed to provide an unfavorable or poor prognosis if the data indicates a negative ER status and an increased or decreased expression level of said first marker gene or activity (e.g., GR expression or activity) with the predetermined first threshold value and, alternatively, the expression level of said second marker gene is above or below a predetermined second threshold level.

[0105] The person skilled in the art readily appreciates that an unfavorable or poor prognosis can be given if the expression level of the first marker gene with the predetermined first threshold value indicates a tumor that is likely to recur or not respond well to standard therapies.

[0106] The expression patterns can also be compared by using one or more ratios between the expression levels of different breast cancer biomarkers. Other suitable measures or indicators can also be employed for assessing the relationship or difference between different expression patterns.

[0107] The GR nucleic acid and protein sequences are provided in GenBank accession number AY436590. The ER nucleic acid and protein sequences are provided in GenBank accession number NG_008493. The content of all of these GenBank Accession numbers is specifically incorporated herein by reference as of the filing date of this application.

[0108] The following biomarkers are provided for implementation with embodiments discussed herein. All of them designate nucleic acid sequences for the particular gene identifier. Nucleic acid sequences related to these gene designation can be found in the Genbank sequence databases. Additional biomarkers include the MCL1, SAP30, DUSP1, SGK1, SMARCA2, PTGDS, TNFRSF9, SFN, LAPTMS5, GPSM2, SORT1, DPT, NRP1, ACSL5, BIRC3, NNMT, IGFBP6, PLXNC1, SLC46A3, C14orf139, PIAS1, IDH2, SERPINF1, ERBB2, PECAM1, LBH, ST3GAL5, IL1R1, BIN1, WIPF1, TFP1, FN1, FAM134A, NRIP1, RAC2, SPP1, PHF15, BTN3A2, SESN1, MAP3K5, DPYSL2, SEMA4D, STOM, and MAOA genes.

[0109] One or more of the biomarkers can be used to prognose a human patient with breast cancer. The expression pattern of these biomarkers in breast cancer cells may be used to evaluate a patient to determine whether they are likely to respond to standard chemotherapy, likely not to respond to standard chemotherapy, or likely to relapse after standard chemotherapy.

[0110] The expression levels of breast cancer biomarkers can be compared to reference expression levels using various methods. These reference levels can be determined using expression levels of a reference based on all breast cancer patients or all breast cancer patients determined to be ER+ and/or ER-. Alternatively, it can be based on an internal reference such as a gene that is expressed in all cells. In some embodiments, the reference is a gene expressed in breast cancer cells at a higher level than any biomarker. Any comparison can be performed using the fold change or the absolute difference between the expression levels to be compared. One or more breast cancer biomarkers can be used in the comparison. It is contemplated that 1, 2, 3, 4, 5, 6, 7, 8, and/or 9 biomarkers may be compared to each other and/or to a reference that is internal or external. A person of ordinary skill in the art would know how to do such comparisons.

[0111] Comparisons or results from comparisons may reveal or be expressed as x-fold increase or decrease in expression relative to a standard or relative to another biomarker or relative to the same biomarker but in a different class of prognosis. In some embodiments, patients with a poor prognosis have a relatively high level of expression (overexpression) or relatively low level of expression (underexpression) when compared to patients with a better or favorable prognosis, or vice versa.

[0112] Fold increases or decreases may be, be at least, or be at most 1-, 2-, 3-, 4-, 5-, 6-, 7-, 8-, 9-, 10-, 11-, 12-, 13-, 14-, 15-, 16-, 17-, 18-, 19-, 20-, 25-, 30-, 35-, 40-, 45-, 50-, 55-, 60-, 65-, 70-, 75-, 80-, 85-, 90-, 95-, 100- or more, or any range derivable therein. Alternatively, differences in expression may be expressed as a percent decrease or increase, such as at least or at most 20, 25, 30, 35, 40, 45, 50, 55, 60, 65, 70, 75, 80, 85, 90, 95, 100, 110, 120, 130, 140, 150, 160, 170, 180,

190, 200, 300, 400, 500, 600, 700, 800, 900, 1000% difference, or any range derivable therein.

[0113] Other ways to express relative expression levels are by normalized or relative numbers such as 0.001, 0.002, 0.003, 0.004, 0.005, 0.006, 0.007, 0.008, 0.009, 0.01, 0.02, 0.03, 0.04, 0.05, 0.06, 0.07, 0.08, 0.09, 0.1, 0.2, 0.3, 0.4, 0.5, 0.6, 0.7, 0.8, 0.9, 1.0, 1.1, 1.2, 1.3, 1.4, 1.5, 1.6, 1.7, 1.8, 1.9, 2.0, 2.1, 2.2, 2.3, 2.4, 2.5, 2.6, 2.7, 2.8, 2.9, 3.0, 3.1, 3.2, 3.3, 3.4, 3.5, 3.6, 3.7, 3.8, 3.9, 4.0, 4.1, 4.2, 4.3, 4.4, 4.5, 4.6, 4.7, 4.8, 4.9, 5.0, 5.1, 5.2, 5.3, 5.4, 5.5, 5.6, 5.7, 5.8, 5.9, 6.0, 6.1, 6.2, 6.3, 6.4, 6.5, 6.6, 6.7, 6.8, 6.9, 7.0, 7.1, 7.2, 7.3, 7.4, 7.5, 7.6, 7.7, 7.8, 8.0, 8.1, 8.2, 8.3, 8.4, 8.5, 8.6, 8.7, 8.8, 8.9, 9.0, 9.1, 9.2, 9.3, 9.4, 9.5, 9.6, 9.7, 9.8, 9.9, 10.0, or any range derivable therein.

[0114] Algorithms, such as the weighted voting programs, can be used to facilitate the evaluation of biomarker levels. In addition, other clinical evidence can be combined with the biomarker-based test to reduce the risk of false evaluations. Other cytogenetic evaluations may be considered in some embodiments of the invention.

[0115] Any biological sample from the patient that contains breast cancer cells may be used to evaluate the expression pattern of any biomarker discussed herein. In some embodiments, a biological sample from a breast tumor is used. Evaluation of the sample may involve, though it need not involve, panning (enriching) for cancer cells or isolating the cancer cells.

[0116] A. Nucleic Acids

[0117] Screening methods based on differentially expressed gene products are well known in the art. In accordance with one aspect of the present invention, the differential expression patterns of breast cancer biomarkers can be determined by measuring the levels of RNA transcripts of these genes, or genes whose expression is modulated by the these genes, in the patient's breast cancer cells. Suitable methods for this purpose include, but are not limited to, RT-PCR, Northern Blot, in situ hybridization, Southern Blot, slot-blotting, nuclease protection assay and oligonucleotide arrays.

[0118] In certain aspects, RNA isolated from breast cancer cells can be amplified to cDNA or cRNA before detection and/or quantitation. The isolated RNA can be either total RNA or mRNA. The RNA amplification can be specific or non-specific. Suitable amplification methods include, but are not limited to, reverse transcriptase PCR, isothermal amplification, ligase chain reaction, and Qbeta replicase. The amplified nucleic acid products can be detected and/or quantitated through hybridization to labeled probes. In some embodiments, detection may involve fluorescence resonance energy transfer (FRET) or some other kind of quantum dots.

[0119] Amplification primers or hybridization probes for a breast cancer biomarker can be prepared from the gene sequence or obtained through commercial sources, such as Affymatrix. In certain embodiments the gene sequence is identical or complementary to at least 8 contiguous nucleotides of the coding sequence.

[0120] Sequences suitable for making probes/primers for the detection of their corresponding breast cancer biomarkers include those that are identical or complementary to all or part of genes or SEQ ID NOs described herein. These sequences are all nucleic acid sequences of breast cancer biomarkers.

[0121] The use of a probe or primer of between 13 and 100 nucleotides, preferably between 17 and 100 nucleotides in length, or in some aspects of the invention up to 1-2 kilobases or more in length, allows the formation of a duplex molecule

that is both stable and selective. Molecules having complementary sequences over contiguous stretches greater than 20 bases in length are generally preferred, to increase stability and/or selectivity of the hybrid molecules obtained. One will generally prefer to design nucleic acid molecules for hybridization having one or more complementary sequences of 20 to 30 nucleotides, or even longer where desired. Such fragments may be readily prepared, for example, by directly synthesizing the fragment by chemical means or by introducing selected sequences into recombinant vectors for recombinant production.

[0122] In one embodiment, each probe/primer comprises at least 15 nucleotides. For instance, each probe can comprise at least or at most 20, 25, 50, 75, 100, 125, 150, 175, 200, 225, 250, 275, 300, 325, 350, 400 or more nucleotides (or any range derivable therein). They may have these lengths and have a sequence that is identical or complementary to a gene or SEQ ID NO described herein. Preferably, each probe/primer has relatively high sequence complexity and does not have any ambiguous residue (undetermined "n" residues). The probes/primers preferably can hybridize to the target gene, including its RNA transcripts, under stringent or highly stringent conditions. In some embodiments, because each of the biomarkers has more than one human sequence, it is contemplated that probes and primers may be designed for use with each on of these sequences. For example, inosine is a nucleotide frequently used in probes or primers to hybridize to more than one sequence. It is contemplated that probes or primers may have inosine or other design implementations that accommodate recognition of more than one human sequence for a particular biomarker.

[0123] For applications requiring high selectivity, one will typically desire to employ relatively high stringency conditions to form the hybrids. For example, relatively low salt and/or high temperature conditions, such as provided by about 0.02 M to about 0.10 M NaCl at temperatures of about 50° C. to about 70° C. Such high stringency conditions tolerate little, if any, mismatch between the probe or primers and the template or target strand and would be particularly suitable for isolating specific genes or for detecting specific mRNA transcripts. It is generally appreciated that conditions can be rendered more stringent by the addition of increasing amounts of formamide.

[0124] In another embodiment, the probes/primers for a gene are selected from regions which significantly diverge from the sequences of other genes. Such regions can be determined by checking the probe/primer sequences against a human genome sequence database, such as the Entrez database at the NCBI. One algorithm suitable for this purpose is the BLAST algorithm. This algorithm involves first identifying high scoring sequence pairs (HSPs) by identifying short words of length W in the query sequence, which either match or satisfy some positive-valued threshold score T when aligned with a word of the same length in a database sequence. T is referred to as the neighborhood word score threshold. These initial neighborhood word hits act as seeds for initiating searches to find longer HSPs containing them. The word hits are then extended in both directions along each sequence to increase the cumulative alignment score. Cumulative scores are calculated using, for nucleotide sequences, the parameters M (reward score for a pair of matching residues; always >0) and N (penalty score for mismatching residues; always <0). The BLAST algorithm parameters W , T , and X determine the sensitivity and speed of the alignment.

These parameters can be adjusted for different purposes, as appreciated by one of ordinary skill in the art.

[0125] In one embodiment, quantitative RT-PCR (such as TaqMan, ABI) is used for detecting and comparing the levels of RNA transcripts in breast cancer samples. Quantitative RT-PCR involves reverse transcription (RT) of RNA to cDNA followed by relative quantitative PCR (RT-PCR). The concentration of the target DNA in the linear portion of the PCR process is proportional to the starting concentration of the target before the PCR was begun. By determining the concentration of the PCR products of the target DNA in PCR reactions that have completed the same number of cycles and are in their linear ranges, it is possible to determine the relative concentrations of the specific target sequence in the original DNA mixture. If the DNA mixtures are cDNAs synthesized from RNAs isolated from different tissues or cells, the relative abundances of the specific mRNA from which the target sequence was derived may be determined for the respective tissues or cells. This direct proportionality between the concentration of the PCR products and the relative mRNA abundances is true in the linear range portion of the PCR reaction. The final concentration of the target DNA in the plateau portion of the curve is determined by the availability of reagents in the reaction mix and is independent of the original concentration of target DNA. Therefore, the sampling and quantifying of the amplified PCR products preferably are carried out when the PCR reactions are in the linear portion of their curves. In addition, relative concentrations of the amplifiable cDNAs preferably are normalized to some independent standard, which may be based on either internally existing RNA species or externally introduced RNA species. The abundance of a particular mRNA species may also be determined relative to the average abundance of all mRNA species in the sample.

[0126] In one embodiment, the PCR amplification utilizes one or more internal PCR standards. The internal standard may be an abundant housekeeping gene in the cell or it can specifically be GAPDH, GUSB and β -2 microglobulin. These standards may be used to normalize expression levels so that the expression levels of different gene products can be compared directly. A person of ordinary skill in the art would know how to use an internal standard to normalize expression levels.

[0127] A problem inherent in clinical samples is that they are of variable quantity and/or quality. This problem can be overcome if the RT-PCR is performed as a relative quantitative RT-PCR with an internal standard in which the internal standard is an amplifiable cDNA fragment that is similar or larger than the target cDNA fragment and in which the abundance of the mRNA encoding the internal standard is roughly 5-100 fold higher than the mRNA encoding the target. This assay measures relative abundance, not absolute abundance of the respective mRNA species.

[0128] In another embodiment, the relative quantitative RT-PCR uses an external standard protocol. Under this protocol, the PCR products are sampled in the linear portion of their amplification curves. The number of PCR cycles that are optimal for sampling can be empirically determined for each target cDNA fragment. In addition, the reverse transcriptase products of each RNA population isolated from the various samples can be normalized for equal concentrations of amplifiable cDNAs.

[0129] Nucleic acid arrays can also be used to detect and compare the differential expression patterns of breast cancer

biomarkers in breast cancer cells. The probes suitable for detecting the corresponding breast cancer biomarkers can be stably attached to known discrete regions on a solid substrate. As used herein, a probe is "stably attached" to a discrete region if the probe maintains its position relative to the discrete region during the hybridization and the subsequent washes. Construction of nucleic acid arrays is well known in the art. Suitable substrates for making polynucleotide arrays include, but are not limited to, membranes, films, plastics and quartz wafers.

[0130] A nucleic acid array of the present invention can comprise at least 1, 2, 3, 4, 5, 6, 7, 8, 9, 10, 15, 20, 25, 30, 35, 40, 45, 50, 60, 70, 80, 90, 100, 150, 200, 250 or more different polynucleotide probes, which may hybridize to different and/or the same biomarkers. Multiple probes for the same gene can be used on a single nucleic acid array. Probes for other disease genes can also be included in the nucleic acid array. The probe density on the array can be in any range. In some embodiments, the density may be 50, 100, 200, 300, 400, 500 or more probes/cm².

[0131] Specifically contemplated by the present inventors are chip-based nucleic acid technologies such as those described by Hacia et al. (1996) and Shoemaker et al. (1996). Briefly, these techniques involve quantitative methods for analyzing large numbers of genes rapidly and accurately. By tagging genes with oligonucleotides or using fixed probe arrays, one can employ chip technology to segregate target molecules as high density arrays and screen these molecules on the basis of hybridization (see also, Pease et al., 1994; and Fodor et al, 1991). It is contemplated that this technology may be used in conjunction with evaluating the expression level of one or more breast cancer biomarkers with respect to diagnostic, prognostic, and treatment methods of the invention.

[0132] The present invention may involve the use of arrays or data generated from an array. Data may be readily available. Moreover, an array may be prepared in order to generate data that may then be used in correlation studies.

[0133] An array generally refers to ordered macroarrays or microarrays of nucleic acid molecules (probes) that are fully or nearly complementary or identical to a plurality of mRNA molecules or cDNA molecules and that are positioned on a support material in a spatially separated organization. Macroarrays are typically sheets of nitrocellulose or nylon upon which probes have been spotted. Microarrays position the nucleic acid probes more densely such that up to 10,000 nucleic acid molecules can be fit into a region typically 1 to 4 square centimeters. Microarrays can be fabricated by spotting nucleic acid molecules, e.g., genes, oligonucleotides, etc., onto substrates or fabricating oligonucleotide sequences in situ on a substrate. Spotted or fabricated nucleic acid molecules can be applied in a high density matrix pattern of up to about 30 non-identical nucleic acid molecules per square centimeter or higher, e.g. up to about 100 or even 1000 per square centimeter. Microarrays typically use coated glass as the solid support, in contrast to the nitrocellulose-based material of filter arrays. By having an ordered array of complementing nucleic acid samples, the position of each sample can be tracked and linked to the original sample. A variety of different array devices in which a plurality of distinct nucleic acid probes are stably associated with the surface of a solid support are known to those of skill in the art. Useful substrates for arrays include nylon, glass and silicon. Such arrays may vary in a number of different ways, including average probe length, sequence or types of probes, nature of bond between

the probe and the array surface, e.g. covalent or non-covalent, and the like. The labeling and screening methods of the present invention and the arrays are not limited in its utility with respect to any parameter except that the probes detect expression levels; consequently, methods and compositions may be used with a variety of different types of genes.

[0134] Representative methods and apparatus for preparing a microarray have been described, for example, in U.S. Pat. Nos. 5,143,854; 5,202,231; 5,242,974; 5,288,644; 5,324,633; 5,384,261; 5,405,783; 5,412,087; 5,424,186; 5,429,807; 5,432,049; 5,436,327; 5,445,934; 5,468,613; 5,470,710; 5,472,672; 5,492,806; 5,525,464; 5,503,980; 5,510,270; 5,525,464; 5,527,681; 5,529,756; 5,532,128; 5,545,531; 5,547,839; 5,554,501; 5,556,752; 5,561,071; 5,571,639; 5,580,726; 5,580,732; 5,593,839; 5,599,695; 5,599,672; 5,610,287; 5,624,711; 5,631,134; 5,639,603; 5,654,413; 5,658,734; 5,661,028; 5,665,547; 5,667,972; 5,695,940; 5,700,637; 5,744,305; 5,800,992; 5,807,522; 5,830,645; 5,837,196; 5,871,928; 5,847,219; 5,876,932; 5,919,626; 6,004,755; 6,087,102; 6,368,799; 6,383,749; 6,617,112; 6,638,717; 6,720,138, as well as WO 93/17126; WO 95/11995; WO 95/21265; WO 95/21944; WO 95/35505; WO 96/31622; WO 97/10365; WO 97/27317; WO 99/35505; WO 09923256; WO 09936760; WO0138580; WO 0168255; WO 03020898; WO 03040410; WO 03053586; WO 03087297; WO 03091426; WO03100012; WO 04020085; WO 04027093; EP 373 203; EP 785 280; EP 799 897 and UK 8 803 000; the disclosures of which are all herein incorporated by reference.

[0135] It is contemplated that the arrays can be high density arrays, such that they contain 100 or more different probes. It is contemplated that they may contain 1000, 16,000, 65,000, 250,000 or 1,000,000 or more different probes. The probes can be directed to targets in one or more different organisms. The oligonucleotide probes range from 5 to 50, 5 to 45, 10 to 40, or to 40 nucleotides in length in some embodiments. In certain embodiments, the oligonucleotide probes are 20 to 25 nucleotides in length.

[0136] The location and sequence of each different probe sequence in the array are generally known. Moreover, the large number of different probes can occupy a relatively small area providing a high density array having a probe density of generally greater than about 60, 100, 600, 1000, 5,000, 10,000, 40,000, 100,000, or 400,000 different oligonucleotide probes per cm². The surface area of the array can be about or less than about 1, 1.6, 2, 3, 4, 5, 6, 7, 8, 9, or 10 cm².

[0137] Moreover, a person of ordinary skill in the art could readily analyze data generated using an array. Such protocols include information found in WO 9743450; WO 03023058; WO 03022421; WO 03029485; WO 03067217; WO 03066906; WO 03076928; WO 03093810; WO 03100448A1, all of which are specifically incorporated by reference.

[0138] In one embodiment, nuclease protection assays are used to quantify RNAs derived from the breast cancer samples. There are many different versions of nuclease protection assays known to those practiced in the art. The common characteristic that these nuclease protection assays have is that they involve hybridization of an antisense nucleic acid with the RNA to be quantified. The resulting hybrid double-stranded molecule is then digested with a nuclease that digests single-stranded nucleic acids more efficiently than double-stranded molecules. The amount of antisense nucleic acid that survives digestion is a measure of the amount of the

target RNA species to be quantified. An example of a nuclease protection assay that is commercially available is the RNase protection assay manufactured by Ambion, Inc. (Austin, Tex.).

[0139] B. Proteins and Polypeptides

[0140] In other embodiments, the differential expression patterns of breast cancer biomarkers can be determined by measuring the levels of polypeptides encoded by these genes in breast cancer cells. Methods suitable for this purpose include, but are not limited to, immunoassays such as ELISA, RIA, FACS, dot blot, Western Blot, immunohistochemistry, and antibody-based radioimaging. Protocols for carrying out these immunoassays are well known in the art. Other methods such as 2-dimensional SDS-polyacrylamide gel electrophoresis can also be used. These procedures may be used to recognize any of the polypeptides encoded by the breast cancer biomarker genes described herein.

[0141] One example of a method suitable for detecting the levels of target proteins in peripheral blood samples is ELISA. In an exemplifying ELISA, antibodies capable of binding to the target proteins encoded by one or more breast cancer biomarker genes are immobilized onto a selected surface exhibiting protein affinity, such as wells in a polystyrene or polyvinylchloride microtiter plate. Then, breast cancer cell samples to be tested are added to the wells. After binding and washing to remove non-specifically bound immunocomplexes, the bound antigen(s) can be detected. Detection can be achieved by the addition of a second antibody which is specific for the target proteins and is linked to a detectable label. Detection may also be achieved by the addition of a second antibody, followed by the addition of a third antibody that has binding affinity for the second antibody, with the third antibody being linked to a detectable label. Before being added to the microtiter plate, cells in the peripheral blood samples can be lysed using various methods known in the art. Proper extraction procedures can be used to separate the target proteins from potentially interfering substances.

[0142] In another ELISA embodiment, the breast cancer cell samples containing the target proteins are immobilized onto the well surface and then contacted with the antibodies of the invention. After binding and washing to remove non-specifically bound immunocomplexes, the bound antigen is detected. Where the initial antibodies are linked to a detectable label, the immunocomplexes can be detected directly. The immunocomplexes can also be detected using a second antibody that has binding affinity for the first antibody, with the second antibody being linked to a detectable label.

[0143] Another typical ELISA involves the use of antibody competition in the detection. In this ELISA, the target proteins are immobilized on the well surface. The labeled antibodies are added to the well, allowed to bind to the target proteins, and detected by means of their labels. The amount of the target proteins in an unknown sample is then determined by mixing the sample with the labeled antibodies before or during incubation with coated wells. The presence of the target proteins in the unknown sample acts to reduce the amount of antibody available for binding to the well and thus reduces the ultimate signal.

[0144] Different ELISA formats can have certain features in common, such as coating, incubating or binding, washing to remove non-specifically bound species, and detecting the bound immunocomplexes. For instance, in coating a plate with either antigen or antibody, the wells of the plate can be incubated with a solution of the antigen or antibody, either

overnight or for a specified period of hours. The wells of the plate are then washed to remove incompletely adsorbed material. Any remaining available surfaces of the wells are then "coated" with a nonspecific protein that is antigenically neutral with regard to the test samples. Examples of these nonspecific proteins include bovine serum albumin (BSA), casein and solutions of milk powder. The coating allows for blocking of nonspecific adsorption sites on the immobilizing surface and thus reduces the background caused by nonspecific binding of antisera onto the surface.

[0145] In ELISAs, a secondary or tertiary detection means can also be used. After binding of a protein or antibody to the well, coating with a non-reactive material to reduce background, and washing to remove unbound material, the immobilizing surface is contacted with the control and/or clinical or biological sample to be tested under conditions effective to allow immunocomplex (antigen/antibody) formation. These conditions may include, for example, diluting the antigens and antibodies with solutions such as BSA, bovine gamma globulin (BGG) and phosphate buffered saline (PBS)/Tween and incubating the antibodies and antigens at room temperature for about 1 to 4 hours or at 49° C. overnight. Detection of the immunocomplex then requires a labeled secondary binding ligand or antibody, or a secondary binding ligand or antibody in conjunction with a labeled tertiary antibody or third binding ligand.

[0146] After all of the incubation steps in an ELISA, the contacted surface can be washed so as to remove non-complexed material. For instance, the surface may be washed with a solution such as PBS/Tween, or borate buffer. Following the formation of specific immunocomplexes between the test sample and the originally bound material, and subsequent washing, the occurrence of the amount of immunocomplexes can be determined.

[0147] To provide a detecting means, the second or third antibody can have an associated label to allow detection. In one embodiment, the label is an enzyme that generates color development upon incubating with an appropriate chromogenic substrate. Thus, for example, one may contact and incubate the first or second immunocomplex with a urease, glucose oxidase, alkaline phosphatase or hydrogen peroxidase-conjugated antibody for a period of time and under conditions that favor the development of further immunocomplex formation (e.g., incubation for 2 hours at room temperature in a PBS-containing solution such as PBS-Tween).

[0148] After incubation with the labeled antibody, and subsequent to washing to remove unbound material, the amount of label is quantified, e.g., by incubation with a chromogenic substrate such as urea and bromocresol purple or 2,2'-azido-di-(3-ethyl)-benzthiazoline-6-sulfonic acid (ABTS) and hydrogen peroxide, in the case of peroxidase as the enzyme label. Quantitation can be achieved by measuring the degree of color generation, e.g., using a spectrophotometer.

[0149] Another suitable method is RIA (radioimmunoassay). An example of RIA is based on the competition between radiolabeled-polypeptides and unlabeled polypeptides for binding to a limited quantity of antibodies. Suitable radiolabels include, but are not limited to, I^{125} . In one embodiment, a fixed concentration of I^{125} -labeled polypeptide is incubated with a series of dilution of an antibody specific to the polypeptide. When the unlabeled polypeptide is added to the system, the amount of the I^{125} -polypeptide that binds to the antibody is decreased. A standard curve can therefore be constructed to represent the amount of antibody-bound I^{125} -polypeptide as a

function of the concentration of the unlabeled polypeptide. From this standard curve, the concentration of the polypeptide in unknown samples can be determined. Various protocols for conducting RIA to measure the levels of polypeptides in breast cancer cell samples are well known in the art.

[0150] Suitable antibodies for this invention include, but are not limited to, polyclonal antibodies, monoclonal antibodies, chimeric antibodies, humanized antibodies, single chain antibodies, Fab fragments, and fragments produced by a Fab expression library.

[0151] Antibodies can be labeled with one or more detectable moieties to allow for detection of antibody-antigen complexes. The detectable moieties can include compositions detectable by spectroscopic, enzymatic, photochemical, biochemical, bioelectronic, immunochemical, electrical, optical or chemical means. The detectable moieties include, but are not limited to, radioisotopes, chemiluminescent compounds, labeled binding proteins, heavy metal atoms, spectroscopic markers such as fluorescent markers and dyes, magnetic labels, linked enzymes, mass spectrometry tags, spin labels, electron transfer donors and acceptors, and the like.

[0152] Protein array technology is discussed in detail in Pandey and Mann (2000) and MacBeath and Schreiber (2000), each of which is herein specifically incorporated by reference. These arrays typically contain thousands of different proteins or antibodies spotted onto glass slides or immobilized in tiny wells and allow one to examine the biochemical activities and binding profiles of a large number of proteins at once. To examine protein interactions with such an array, a labeled protein is incubated with each of the target proteins immobilized on the slide, and then one determines which of the many proteins the labeled molecule binds. In certain embodiments such technology can be used to quantitate a number of proteins in a sample, such as a breast cancer biomarker proteins.

[0153] The basic construction of protein chips has some similarities to DNA chips, such as the use of a glass or plastic surface dotted with an array of molecules. These molecules can be DNA or antibodies that are designed to capture proteins. Defined quantities of proteins are immobilized on each spot, while retaining some activity of the protein. With fluorescent markers or other methods of detection revealing the spots that have captured these proteins, protein microarrays are being used as powerful tools in high-throughput proteomics and drug discovery.

[0154] The earliest and best-known protein chip is the ProteinChip by CIPHERGEN Biosystems Inc. (Fremont, Calif.). The ProteinChip is based on the surface-enhanced laser desorption and ionization (SELDI) process. Known proteins are analyzed using functional assays that are on the chip. For example, chip surfaces can contain enzymes, receptor proteins, or antibodies that enable researchers to conduct protein-protein interaction studies, ligand binding studies, or immunoassays. With state-of-the-art ion optic and laser optic technologies, the ProteinChip system detects proteins ranging from small peptides of less than 1000 Da up to proteins of 300 kDa and calculates the mass based on time-of-flight (TOF).

[0155] The ProteinChip biomarker system is the first protein biochip-based system that enables biomarker pattern recognition analysis to be done. This system allows researchers to address important clinical questions by investigating the proteome from a range of crude clinical samples (i.e., laser capture microdissected cells, biopsies, tissue, urine, and

serum). The system also utilizes biomarker pattern software that automates pattern recognition-based statistical analysis methods to correlate protein expression patterns from clinical samples with disease phenotypes.

[0156] In other aspects, the levels of polypeptides in samples can be determined by detecting the biological activities associated with the polypeptides. If a biological function/activity of a polypeptide is known, suitable *in vitro* bioassays can be designed to evaluate the biological function/activity, thereby determining the amount of the polypeptide in the sample.

III. Breast Cancer Therapy

[0157] Certain embodiments are directed to methods of treating breast cancer based on GR status of the breast cancer tissue. In some embodiments, the hormone receptor status is determined based on the expression of a hormone receptor such as the estrogen receptor (ER) in combination with the glucocorticoid receptor (GR).

[0158] In certain aspects, the hormone receptor status is high for GR and may also be low for one or more other hormone receptors such as the estrogen receptor. An individual having an elevated GR and low ER is likely to have a poor prognosis. In the event of a poor prognosis the physician may pursue a more aggressive therapy for those patients. In some embodiments, the method comprises identifying a breast cancer patient based on a hormone receptor status of patients having tumor tissue with elevated levels of GR expression.

[0159] In certain aspects, there may be provided methods for treating a subject determined to have cancer and with a predetermined expression profile of one or more biomarkers disclosed herein.

[0160] In a further aspect, biomarkers and related systems that can establish a prognosis of cancer patients in this invention can be used to identify patients who may get benefit of conventional single or combined modality therapy. In the same way, the invention can identify those patients who do not get much benefit from such conventional single or combined modality therapy and can offer them alternative treatment(s).

[0161] In certain aspects of the present invention, conventional cancer therapy may be applied to a subject wherein the subject is identified or reported as having a good prognosis based on the assessment of the biomarkers as disclosed. On the other hand, at least an alternative cancer therapy may be prescribed, as used alone or in combination with conventional cancer therapy, if a poor prognosis is determined by the disclosed methods, systems, or kits.

[0162] Embodiments concern a glucocorticoid receptor antagonist. In some embodiments, the glucocorticoid receptor antagonist is a selective glucocorticoid receptor antagonist, as set forth in Clark, 2008, which is hereby incorporated by reference. In other embodiments, the glucocorticoid receptor antagonist is a non-selective glucocorticoid receptor antagonist, such as mifepristone. In certain embodiments, the glucocorticoid receptor antagonist is steroidal. In other embodiments, the glucocorticoid receptor antagonist is non-steroidal. A glucocorticoid receptor antagonist includes those in the following classes of chemical compounds: octahydrophenanthrenes, spirocyclic dihydropyridines, triphenylmethanes and diaryl ethers, chromenes, dibenzyl anilines, dihydroisoquinolines, pyrimidinediones, azadecalins, and aryl pyrazolo azadecalins, and which are described in more

detail in Clark, 2008, which is hereby incorporated by reference. Some embodiments of steroidal antagonists from Clark, 2008 are: RU-486, RU-43044, 11-monoaryl and 11,21 bisaryl steroids (including 11 β -substituted steroids), 10 β -substituted steroids, 11 β -aryl conjugates of mifepristone, and phosphorous-containing mifepristone analogs. Further embodiments of nonsteroidal antagonists from Clark, 2008 are: octahydro-phenanthrenes, spirocyclic dihydropyridines, triphenyl-methanes and diaryl ethers, chromenes, dibenzyl anilines, dihydroquinolines, pyrimidinediones, azadecalins, aryl pyrazolo azadecalins (including 8a-benzyl isoquinolones, N-substituted derivatives, bridgehead alcohol and ethers, bridgehead amines). Additional specific examples include, but are not limited to the following specific antagonists: beclometasone, betamethasone, budesonide, ciclesonide, flunisolide, fluticasone, mifepristone, mometasone, and triamcinolone. Other examples include those described and/or depicted in U.S. Patent Application Publication 2010/0135956, which is hereby incorporated by reference. Even further examples include ORG-34517 (Merck), RU-43044, dexamethasone mesylate (Dex-Mes), dexamethasone oxet-anone (Dex-Ox), deoxycorticosterone (DOC) (Peeters et al., 2008, which is hereby incorporated by reference in its entirety and Cho et al. 2005, which is hereby incorporated by reference in its entirety). In additional embodiments the glucocorticoid receptor antagonist may be CORT 0113083 or CORT 00112716, which are described in Belanoff et al. (2011), which is hereby incorporated by reference. It is specifically contemplated that one or more of the antagonists discussed herein or in the incorporated references may be excluded in embodiments of the invention. It is also contemplated that in some embodiments, more than one glucocorticoid receptor antagonist is employed, while in other embodiments, only one is employed as part of the therapeutic method (though it may be administered multiple times). It is contemplated that the second one may be administered concurrently with the first one or they may be administered at different times.

[0163] Conventional cancer therapies include one or more selected from the group of chemical or radiation based treatments and surgery. Chemotherapies include, for example, cisplatin (CDDP), carboplatin, procarbazine, mechlorethamine, cyclophosphamide, camptothecin, ifosfamide, melphalan, chlorambucil, busulfan, nitrosurea, dactinomycin, daunorubicin, doxorubicin, bleomycin, plicomycin, mitomycin, etoposide (VP16), tamoxifen, raloxifene, estrogen receptor binding agents, taxol, gemcitabine, navelbine, farnesyl-protein transferase inhibitors, transplatinum, 5-fluorouracil, vincristin, vinblastin and methotrexate, or any analog or derivative variant of the foregoing.

[0164] Suitable therapeutic agents include, for example, vinca alkaloids, agents that disrupt microtubule formation (such as colchicines and its derivatives), anti-angiogenic agents, therapeutic antibodies, EGFR targeting agents, tyrosine kinase targeting agent (such as tyrosine kinase inhibitors), serine kinase targeting agents, transitional metal complexes, proteasome inhibitors, antimetabolites (such as nucleoside analogs), alkylating agents, platinum-based agents, anthracycline antibiotics, topoisomerase inhibitors, macrolides, therapeutic antibodies, retinoids (such as all-trans retinoic acids or a derivatives thereof); geldanamycin or a derivative thereof (such as 17-AAG), and other standard chemotherapeutic agents well recognized in the art.

[0165] Certain chemotherapeutics are well known for use against breast cancer. These breast cancer chemotherapeutics

are capecitabine, carboplatin, cyclophosphamide (Cytoxan), daunorubicin, docetaxel (Taxotere), doxorubicin (Adriamycin), epirubicin (Ellence), fluorouracil (also called 5-fluorouracil or 5-FU), gemcitabine, eribulin, ixabepilone, methotrexate, mitomycin C, mitoxantrone, paclitaxel (Taxol), thiotepa, vincristine, vinorelbine.

[0166] In some embodiments, the chemotherapeutic agent is any of (and in some embodiments selected from the group consisting of) adriamycin, colchicine, cyclophosphamide, actinomycin, bleomycin, daunorubicin, doxorubicin, epirubicin, mitomycin, methotrexate, mitoxantrone, fluorouracil, carboplatin, carmustine (BCNU), methyl-CCNU, cisplatin, etoposide, interferons, camptothecin and derivatives thereof, phenesterine, taxanes and derivatives thereof (e.g., paclitaxel and derivatives thereof, taxotere and derivatives thereof, and the like), topotecan, vinblastine, vincristine, tamoxifen, piposulfan, nab-5404, nab-5800, nab-5801, Irinotecan, HKP, Ortataxel, gemcitabine, Herceptin®, vinorelbine, Doxil®, capecitabine, Gleevec®, Alimta®, Avastin®, Velcade®, Tarceva®, Neulasta®, Lapatinib, STI-571, ZD1839, Iressa® (gefitinib), SH268, genistein, CEP2563, SU6668, SU11248, EMD121974, and Sorafenib.

[0167] In some embodiments, the chemotherapeutic agent is a composition comprising nanoparticles comprising a thio-colchicine derivative and a carrier protein (such as albumin).

[0168] In further embodiments a combination of chemotherapeutic agents is administered to breast cancer cells. The chemotherapeutic agents may be administered serially (within minutes, hours, or days of each other) or in parallel; they also may be administered to the patient in a pre-mixed single composition. The composition may or may not contain a glucocorticoid receptor antagonist. Combinations of breast cancer therapeutics include, but are not limited to the following: AT (Adriamycin and Taxotere), AC±T: (Adriamycin and Cytoxan, with or without Taxol or Taxotere), CMF (Cytoxan, methotrexate, and fluorouracil), CEF (Cytoxan, Ellence, and fluorouracil), FAC (fluorouracil, Adriamycin, and Cytoxan), CAF (Cytoxan, Adriamycin, and fluorouracil) (the FAC and CAF regimens use the same medicines but use different doses and frequencies), TAC (Taxotere, Adriamycin, and Cytoxan), and GET (Gemzar, Ellence, and Taxol). In some embodiments trastuzumab (Herceptin®) is administered to a breast cancer patient with a glucocorticoid receptor antagonist, which may be with or without a chemotherapeutic or a combination of chemotherapeutics.

[0169] Various combinations with a glucocorticoid receptor antagonist and an anticancer agent or compound (or a combination of such agents and/or compounds) may be employed, for example glucocorticoid receptor antagonist is "A" and the anticancer agent or compound (or a combination of such agents and/or compounds) given as part of an anti-cancer therapy regime, is "B":

A/B/A B/A/B B/B/A A/A/B A/B/B B/A/A A/B/B B/A/B/B
 B/B/A B/B/A B/A/B/B A/B/A B/A/B/A B/B/A
 B/A/B/A B/A/A/B A/A/A/B B/A/A/A A/B/A/A A/A/B/A

[0170] Administration of the therapeutic compounds or agents to a patient will follow general protocols for the administration of such compounds, taking into account the toxicity, if any, of the therapy. It is expected that the treatment cycles would be repeated as necessary. It also is contemplated

that various standard therapies, as well as surgical intervention, may be applied in combination with the described therapy.

[0171] The term “a serine/threonine kinase inhibitor”, as used herein, relates to a compound which inhibits serine/threonine kinases. An example of a target of a serine/threonine kinase inhibitor includes, but is not limited to, dsRNA-dependent protein kinase (PKR). Examples of indirect targets of a serine/threonine kinase inhibitor include, but are not limited to, MCP-1, NF-kappaB, eIF2alpha, COX2, RANTES, IL8, CYP2A5, IGF-1, CYP2B1, CYP2B2, CYP2H1, ALAS-1, HIF-1, erythropoietin and/or CYP1A1. An example of a serine/threonine kinase inhibitor includes, but is not limited to, Sorafenib and 2-aminopurine, also known as 1H-purin-2-amine (9CI). Sorafenib is marketed as NEXAVAR.

[0172] The term “an angiogenesis inhibitor”, as used herein, relates to a compound which targets, decreases or inhibits the production of new blood vessels. Targets of an angiogenesis inhibitor include, but are not limited to, methionine aminopeptidase-2 (MetAP-2), macrophage inflammatory protein-1 (MIP-1a), CCL5, TGF- β , lipoxigenase, cyclooxygenase, and topoisomerase. Indirect targets of an angiogenesis inhibitor include, but are not limited to, p21, p53, CDK2 and collagen synthesis. Examples of an angiogenesis inhibitor include, but are not limited to, Fumagillin, which is known as 2,4,6,8-decatetraenedioic acid, mono[3R,4S,5S,6R]-5-methoxy-4-[(2R,3R)-2-methyl-3-(3-methyl-2-butenyl)oxi-rany]l-1-oxaspiro[2.5]oct-6-yl]ester, (2E,4E,6E,8E)-(9CI); Shikonin, which is also known as 1,4-naphthalenedione, 5,8-dihydroxy-2-[(1R)-1-hydroxy-4-methyl-3-pentenyl]-(9CI); Tranilast, which is also known as benzoic acid, 2-[[3-(3,4-dimethoxyphenyl)-1-oxo-2-propenyl]amino]-(9CI); ursolic acid; suramin; thalidomide and lenalidomide, and marketed as REVLIMID.

[0173] Radiation therapy that cause DNA damage and have been used extensively include what are commonly known as γ -rays, X-rays, and/or the directed delivery of radioisotopes to tumor cells. Other forms of DNA damaging factors are also contemplated such as microwaves and UV-irradiation. It is most likely that all of these factors effect a broad range of damage on DNA, on the precursors of DNA, on the replication and repair of DNA, and on the assembly and maintenance of chromosomes. Dosage ranges for X-rays range from daily doses of 50 to 200 roentgens for prolonged periods of time (3 to 4 wk), to single doses of 2000 to 6000 roentgens. Dosage ranges for radioisotopes vary widely, and depend on the half-life of the isotope, the strength and type of radiation emitted, and the uptake by the neoplastic cells.

[0174] The terms “contacted” and “exposed,” when applied to a cell, are used herein to describe the process by which a therapeutic construct and a chemotherapeutic or radiotherapeutic agent are delivered to a target cell or are placed in direct juxtaposition with the target cell. To achieve cell killing or stasis, both agents are delivered to a cell in a combined amount effective to kill the cell or prevent it from dividing.

[0175] Approximately 60% of persons with cancer will undergo surgery of some type, which includes preventative, diagnostic or staging, curative and palliative surgery. Curative surgery is a cancer treatment that may be used in conjunction with other therapies, such as the treatment of the present invention, chemotherapy, radiotherapy, hormonal therapy, gene therapy, immunotherapy and/or alternative therapies.

[0176] Curative surgery includes resection in which all or part of cancerous tissue is physically removed, excised, and/or destroyed. Tumor resection refers to physical removal of at least part of a tumor. In addition to tumor resection, treatment by surgery includes laser surgery, cryosurgery, electrosurgery, and microscopically controlled surgery (Mohs' surgery). It is further contemplated that the present invention may be used in conjunction with removal of superficial cancers, precancers, or incidental amounts of normal tissue.

[0177] Laser therapy is the use of high-intensity light to destroy tumor cells. Laser therapy affects the cells only in the treated area. Laser therapy may be used to destroy cancerous tissue and relieve a blockage in the esophagus when the cancer cannot be removed by surgery. The relief of a blockage can help to reduce symptoms, especially swallowing problems.

[0178] Photodynamic therapy (PDT), a type of laser therapy, involves the use of drugs that are absorbed by cancer cells; when exposed to a special light, the drugs become active and destroy the cancer cells. PDT may be used to relieve symptoms of esophageal cancer such as difficulty swallowing.

[0179] Upon excision of part of all of cancerous cells, tissue, or tumor, a cavity may be formed in the body. Treatment may be accomplished by perfusion, direct injection or local application of the area with an additional anti-cancer therapy. Such treatment may be repeated, for example, every 1, 2, 3, 4, 5, 6, or 7 days, or every 1, 2, 3, 4, and 5 weeks or every 1, 2, 3, 4, 5, 6, 7, 8, 9, 10, 11, or 12 months. These treatments may be of varying dosages as well. A patient may be administered a single compound or a combination of compounds described herein in an amount that is, is at least, or is at most 0.1, 0.2, 0.3, 0.4, 0.5, 0.6, 0.7, 0.8, 0.9, 1, 2, 3, 4, 5, 6, 7, 8, 9, 10, 11, 12, 13, 14, 15, 16, 17, 18, 19, 20, 21, 22, 23, 24, 25, 26, 27, 28, 29, 30, 31, 32, 33, 34, 35, 36, 37, 38, 39, 40, 41, 42, 43, 44, 45, 46, 47, 48, 49, 50, 51, 52, 53, 54, 55, 56, 57, 58, 59, 60, 61, 62, 63, 64, 65, 66, 67, 68, 69, 70, 71, 72, 73, 74, 75, 76, 77, 78, 79, 80, 81, 82, 83, 84, 85, 86, 87, 88, 89, 90, 91, 92, 93, 94, 95, 96, 97, 98, 99, or 100 mg/kg (or any range derivable therein). A patient may be administered a single compound or a combination of compounds described herein in an amount that is, is at least, or is at most 0.1, 0.2, 0.3, 0.4, 0.5, 0.6, 0.7, 0.8, 0.9, 1, 2, 3, 4, 5, 6, 7, 8, 9, 10, 11, 12, 13, 14, 15, 16, 17, 18, 19, 20, 21, 22, 23, 24, 25, 26, 27, 28, 29, 30, 31, 32, 33, 34, 35, 36, 37, 38, 39, 40, 41, 42, 43, 44, 45, 46, 47, 48, 49, 50, 51, 52, 53, 54, 55, 56, 57, 58, 59, 60, 61, 62, 63, 64, 65, 66, 67, 68, 69, 70, 71, 72, 73, 74, 75, 76, 77, 78, 79, 80, 81, 82, 83, 84, 85, 86, 87, 88, 89, 90, 91, 92, 93, 94, 95, 96, 97, 98, 99, 100, 110, 120, 130, 140, 150, 160, 170, 180, 190, 200, 210, 220, 230, 240, 250, 260, 270, 280, 290, 300, 310, 320, 330, 340, 350, 360, 370, 380, 390, 400, 410, 420, 430, 440, 441, 450, 460, 470, 480, 490, 500 mg/kg/day (or any range derivable therein).

[0180] Alternative cancer therapy include any cancer therapy other than surgery, chemotherapy and radiation therapy in the present invention, such as immunotherapy, gene therapy, hormonal therapy or a combination thereof. Subjects identified with poor prognosis using the present methods may not have favorable response to conventional treatment(s) alone and may be prescribed or administered one or more alternative cancer therapy per se or in combination with one or more conventional treatments.

[0181] For example, the alternative cancer therapy may be a targeted therapy. The targeted therapy may be an anti-EGFR treatment. In one embodiment of the method of the invention,

the anti-EGFR agent used is a tyrosine kinase inhibitor. Examples of suitable tyrosine kinase inhibitors are the quinazoline derivatives described in WO 96/33980, in particular gefitinib (Iressa). Other examples include quinazoline derivatives described in WO 96/30347, in particular erlotinib (Tarceva), dual EGFR/HER2 tyrosine kinase inhibitors, such as lapatinib, or pan-Erb inhibitors. In a preferred embodiment of the method or use of the invention, the anti-EGFR agent is an antibody capable of binding to EGFR, i.e. an anti-EGFR antibody.

[0182] In a further embodiment, the anti-EGFR antibody is an intact antibody, i.e. a full-length antibody rather than a fragment. An anti-EGFR antibody used in the method of the present invention may have any suitable affinity and/or avidity for one or more epitopes contained at least partially in EGFR. Preferably, the antibody used binds to human EGFR with an equilibrium dissociation constant (K_D) of 10^{-8} M or less, more preferably 10^{-10} M or less.

[0183] Particularly antibodies for use in the present invention include zalutumumab (Z2F8), cetuximab (Erbix), nimotuzumab (h-R3), panitumumab (ABX-EGF), and matuzumab (EMD72000), or a variant antibody of any of these, or an antibody which is able to compete with any of these, such as an antibody recognizing the same epitope as any of these. Competition may be determined by any suitable technique. In one embodiment, competition is determined by an ELISA assay. Often competition is marked by a significantly greater relative inhibition than 5% as determined by ELISA analysis.

[0184] Immunotherapeutics, generally, rely on the use of immune effector cells and molecules to target and destroy cancer cells. The immune effector may be, for example, an antibody specific for some marker on the surface of a tumor cell. The antibody alone may serve as an effector of therapy or it may recruit other cells to actually effect cell killing. The antibody also may be conjugated to a drug or toxin (chemotherapeutic, radionuclide, ricin A chain, cholera toxin, pertussis toxin, etc.) and serve merely as a targeting agent. Alternatively, the effector may be a lymphocyte carrying a surface molecule that interacts, either directly or indirectly, with a tumor cell target. Various effector cells include cytotoxic T cells and NK cells.

[0185] Gene therapy is the insertion of polynucleotides, including DNA or RNA, into an individual's cells and tissues to treat a disease. Antisense therapy is also a form of gene therapy in the present invention. A therapeutic polynucleotide may be administered before, after, or at the same time of a first cancer therapy. Delivery of a vector encoding a variety of proteins is encompassed within the invention. For example, cellular expression of the exogenous tumor suppressor oncogenes would exert their function to inhibit excessive cellular proliferation, such as p53, p16 and C-CAM.

[0186] Additional agents to be used to improve the therapeutic efficacy of treatment include immunomodulatory agents, agents that affect the upregulation of cell surface receptors and GAP junctions, cytostatic and differentiation agents, inhibitors of cell adhesion, or agents that increase the sensitivity of the hyperproliferative cells to apoptotic inducers. Immunomodulatory agents include tumor necrosis factor; interferon alpha, beta, and gamma; IL-2 and other cytokines; F42K and other cytokine analogs; or MIP-1, MIP-1 beta, MCP-1, RANTES, and other chemokines. It is further contemplated that the upregulation of cell surface receptors or their ligands such as Fas/Fas ligand, DR4 or DR5/TRAIL would potentiate the apoptotic inducing abilities of the

present invention by establishment of an autocrine or paracrine effect on hyperproliferative cells. Increases intercellular signaling by elevating the number of GAP junctions would increase the anti-hyperproliferative effects on the neighboring hyperproliferative cell population. In other embodiments, cytostatic or differentiation agents can be used in combination with the present invention to improve the anti-hyperproliferative efficacy of the treatments. Inhibitors of cell adhesion are contemplated to improve the efficacy of the present invention. Examples of cell adhesion inhibitors are focal adhesion kinase (FAKs) inhibitors and Lovastatin. It is further contemplated that other agents that increase the sensitivity of a hyperproliferative cell to apoptosis, such as the antibody c225, could be used in combination with the present invention to improve the treatment efficacy.

[0187] Hormonal therapy may also be used in the present invention or in combination with any other cancer therapy previously described. The use of hormones may be employed in the treatment of certain cancers such as breast, prostate, ovarian, or cervical cancer to lower the level or block the effects of certain hormones such as testosterone or estrogen. This treatment is often used in combination with at least one other cancer therapy as a treatment option or to reduce the risk of metastases.

II. Kits

[0188] Certain aspects of the present invention also encompass kits for performing the diagnostic and prognostic methods of the invention. Such kits can be prepared from readily available materials and reagents. For example, such kits can comprise any one or more of the following materials: enzymes, reaction tubes, buffers, detergent, primers, probes, antibodies. In a preferred embodiment, these kits allow a practitioner to obtain samples of neoplastic cells in blood, tears, semen, saliva, urine, tissue, serum, stool, sputum, cerebrospinal fluid and supernatant from cell lysate. In another preferred embodiment these kits include the needed apparatus for performing RNA extraction, RT-PCR, and gel electrophoresis. Instructions for performing the assays can also be included in the kits.

[0189] In a particular aspect, these kits may comprise a plurality of agents for assessing the differential expression of a plurality of biomarkers, for example, GR and/or ER, wherein the kit is housed in a container. The kits may further comprise instructions for using the kit for assessing expression, means for converting the expression data into expression values and/or means for analyzing the expression values to generate prognosis. The agents in the kit for measuring biomarker expression may comprise a plurality of PCR probes and/or primers for qRT-PCR and/or a plurality of antibody or fragments thereof for assessing expression of the biomarkers. In another embodiment, the agents in the kit for measuring biomarker expression may comprise an array of polynucleotides complementary to the mRNAs of the biomarkers of the invention. Possible means for converting the expression data into expression values and for analyzing the expression values to generate scores that predict survival or prognosis may be also included.

[0190] Kits may comprise a container with a label. Suitable containers include, for example, bottles, vials, and test tubes. The containers may be formed from a variety of materials such as glass or plastic. The container may hold a composition which includes a probe that is useful for prognostic or non-prognostic applications, such as described above. The label

on the container may indicate that the composition is used for a specific prognostic or non-prognostic application, and may also indicate directions for either in vivo or in vitro use, such as those described above. The kit of the invention will typically comprise the container described above and one or more other containers comprising materials desirable from a commercial and user standpoint, including buffers, diluents, filters, needles, syringes, and package inserts with instructions for use.

EXAMPLES

[0191] The following examples are given for the purpose of illustrating various embodiments of the invention and are not meant to limit the present invention in any fashion. One skilled in the art will appreciate readily that the present invention is well adapted to carry out the objects and obtain the ends and advantages mentioned, as well as those objects, ends and advantages inherent herein. The present examples, along with the methods described herein are presently representative of preferred embodiments, are exemplary, and are not intended as limitations on the scope of the invention. Changes therein and other uses which are encompassed within the spirit of the invention as defined by the scope of the claims will occur to those skilled in the art.

Example 1

Tumor Biomarker Status

[0192] A. Results

[0193] The glucocorticoid receptor (GR) is highly expressed in the myoepithelium of the normal human breast

(high) subset of patients suggests a slight better outcome, implying a crosstalk between the ER and the GR that is absent in ER- tumors.

[0194] Using a global approach of gene expression studies merged with data from GR ChIP-sequencing in ER- pre-malignant breast cells (MCF10A-Myc), the inventors have identified direct GR target genes are significantly associated with cell survival signaling pathways. Interestingly, a meta-analysis of the high NR3C1-expressing ER- tumors reveals that many genes identified by ChIP-sequencing/gene expression analysis are indeed differentially expressed in high versus low NR3C1-primary breast cancers. These results suggest that GR expression may be a functional biomarker in ER-breast cancer.

TABLE 1

Clinical studies used for meta-analysis		
GEO ID	# of pts	Reference
GSE9195	77	Loi S, et al
GSE7390	189	Desmedt C, et al
GSE6532	212	Loi S, et al
GSE2603	73	Minn A J, et al
GSE2990	183	Sotiriou C, et al
GSE2034	280	Wang Y X, et al
TOTAL	1206	

TABLE 2

Differentially expressed genes with concordant expression by all three methods (33/44 genes)				
Gene expression after Dex-treatment in MCF10A-Myc	Gene expression in NR3C1 + vs. - tumors	GR-binding within distance to TSS after Dex-treatment in MCF10A-Myc	Genes	
Up	Up	10 kb 10-100 kb	DUSP1, SGK1, SMARCA2, PTGDS, MCL1, DPYSL2, STOM, LAPTMS, NNMT, SERPINF1, NRIP1, WIPF1, BIN1, IL1R1, ST3GAL5, SEMA4D, MAP3K5, SMARCA2, DPT, BIRC3, PTGDS, PHF15, MAOA, TFPI, SLC46A3, PIAS1, ACSL5, SESN1, C14orf139, LBH	
Down	Down	10 kb 10-100 kb	NONE SFN, SPP1, ERBB2	
Overlapping genes with NKI-295 gene signature			DUSP1, DPT, NNMT, SERPINF1, IL1R1, FN1, DPYSL2	

and in a subset of both ERalpha-positive and negative human breast cancers. In vitro and in vivo experiments suggest that activation of the GR in ER- pre-malignant breast epithelial and cancer cells triggers cell survival pathways under stress conditions (e.g. chemotherapy) that usually induce apoptosis. The inventors examined the association between NR3C1 gene expression and GR target gene expression in human ER- breast cancers and found that ER- breast cancers with high NR3C1 expression also express GR target genes associated with EMT and anti-apoptotic signaling, and that those ER- patients with high NR3C1 gene expression have a significantly worse outcome than NR3C1-low patients. Interestingly, the high NR3C1 gene expression in the ER+ (ESR/-

[0195] B. Materials and Methods

[0196] Cell Culture and Glucocorticoid Treatment:

[0197] MCF10A-Myc cells were cultured in a 1:1 mixture of DMEM and Hams/F12 medium supplemented with 10% fetal bovine serum, hydrocortisone (0.5 µg/ml), EGF (10 ng/ml), insulin (5 ng/ml) and 100 U/ml penicillin/streptomycin were also added. The cells were then starved for three days of all growth factors and treated with dexamethasone (10-6M) and ethanol of the same volume as a control.

[0198] Microarray Gene Expression: MCF10A-Myc Cells:

[0199] Time course (0.5 h, 2 h, 4 h and 24 h) microarray data were obtained using Affymetrix gene arrays (HG-

U133A) (Wu et al., 2006). Genes that were induced or repressed ≥ 1.5 fold-change were considered to be regulated.

[0200] GR ChIP-Seq Experiment and Analysis for MCF10A-Myc Cells:

[0201] Cells were collected for the ChIP assay following 1 hour of Dex (10-6M) or EtOH treatment. The ChIP assay was done basically following Millipore's ChIP Assay Kit instructions. The DNA input (1%) was also sequenced using Illumina's Solexa Sequencer. Short-tag reads (36 bp) were mapped to the Human Genome (UCSC, hg18) by using Maq aligner. GR-binding peaks were called by using MACS software. Known SGK1 and GILZ promoter GR binding-regions (GBRs) were used as positive controls to determine the FDR threshold for retrieving significant GBRs.

[0202] Human Primary Breast Cancer Analysis:

[0203] 1) Data Collection: All the clinical data and raw CEL files (all Affymetrix HU-133A and HU-133+2) were obtained from GEO (see Table 1). Low quality arrays were removed by AffyPLM. Arrays were normalized by using RMA and then centered by mean within each study and pooled together. 2) Determination of ESR1 and NR3C1 positivity: Expression data of tumors with known ER IHC status were analyzed using ROC analysis. The Youden Index of the best ESR1 probe's ROC curve was used as the cut-off point to separate ESR1+ and ESR1- tumors. Due to the lack of tumors with both GR IHC and NR3C1 gene expression information, we were unable to use ROC analysis to determine the NR3C1 cutoff. Therefore, based on published and our unpublished GR IHC data, we used the percentiles of NR3C1 gene expression levels that correspond to the observed proportion of GR+ patients. 3) Clustering: Un-supervised clustering was performed by Cluster using Pearson correlation distance and complete-linkage method. Heat-maps were plotted by Tree-view. 4) Statistical analysis: Relapse-free survival (RFS) Kaplan-Meier plot and log-rank test were done by using R's "survival" package. Microarray SAM analysis was performed by using R's "siggenes" package.

[0204] Tumor Assessment.

[0205] pAUC areas were calculated for all the probes on the chip by setting $p=0.2$ (meaning can separate at least 80% patients) for tumors with known ER status ($n=1000$). A probe was then selected that has biggest pAUC area, which is the ESR1 probe 205225_at. So, this probe is the best one that can separate ER IHC + versus -. Using the 205225_at probe, the Youden Index of its ROC curve was calculated, that is the max (sensitivity+ specificity-1) as the cut-off value for ESR1+ and -. The range of ESR1 expression after normalization was [-5.223868-3.944120]. The Youden Index, i.e. the cut-off is -1.257434. In the $n=1000$, training set, $n=773 > -1.257434$ (ESR1+), and $n=227 < -1.257434$. (ESR1-) or i.e. 77.3% quantile

[0206] This cut-off was applied to the entire dataset, $n=898$ (ESR+), $n=308$ (ESR-). In addition to the method, the ACTUAL Log 2 value cutoff is needed for ESR1 positivity in normalized meta-dataset, as well as the range of ESR1 values encountered following batched mean normalization. If in one study, samples are obtained from different hospitals, they were normalized separately. So, to be precisely accurate, the normalization is done within the samples from the same source.

[0207] The ESR1 probe ID from Affymetrix is 205225_at.

[0208] The NR3C1 probe ID from Affymetrix is 216321_s_at

[0209] The range for NR3C1 probe (216321_s_at) is [-3.145456 to 2.158716] for the entire data set. For ESR1+, the range is [-3.009359 to 2.158716] and for ESR1-, the range is [-3.145456 to 1.917823] Thus, the cut-off for ESR1+, is 0.172189, 55.98% quantile (or about 44% NR3C1+ percentage) and the cut-off for ESR1-, is 0.47332, 82.51% quantile (or about 17.5% NR3C1+ percentage). All the cut-off are log 2 values.

[0210] The cutoffs used are the best cut-off that can separate patients with a $p < 0.01$. If the p-value is loosened to 0.05, the range can be widened.

[0211] For ESR1+ patients, NR3C1+ patients can be from about 35% to 60% (about 44% is the best). For ESR1- patients, NR3C1+ patients can be from about 30% to 15% (about 17.5% is the best)

Example 2

Mifepristone Pretreatment Enhances Paclitaxel Anti-Tumor Effectiveness in Models of Human Breast Cancer

[0212] Xenografted ER-/PR-/HER2- (GR+) MDA-MB-231 human breast cancer cells (1×10^7 cells in 50 μ l of PBS) were injected into the mammary fat pad of female Severe Combined Immunodeficient Mice (SCID) mice and allowed to grow until reaching approximately 100 mm^3 . Mice were then injected intraperitoneally with either both vehicles, paclitaxel (10 mg/kg)+ the mifepristone vehicle, or the combination of mifepristone (15 mg/kg) administered two hours prior to paclitaxel (10 mg/kg) for five successive days. The longest (L) and shortest (S) diameters of the tumors were measured bi-weekly with electronic calipers and tumor volume was calculated using the formula for an ellipsoid sphere: $\text{volume} = S^2 \times L \times 0.52$. Mifepristone pretreatment significantly decreased tumor volume over time ($P=0.013$) compared to treatment with paclitaxel alone (FIG. 8).

Example 3

Mifepristone Pretreatment Increases Tamoxifen-Resistant MCF-7 (T-R-MCF-7), but not Parental MCF-7 Cell Susceptibility to Paclitaxel In Vitro

[0213] Parental MCF-7 (ER+/PR+/GR+) and T-R MCF-7 (ER+/PR+/GR+) cells were treated with the appropriate vehicle (ethanol for mifepristone and castor oil/saline for paclitaxel), paclitaxel alone (10^{-6} M), and paclitaxel/mifepristone (10^{-6} M). Apoptosis was measured using FITC conjugated-anti-Annexin V antibody labeling followed FACS analysis to determine the percentage of the total cell population undergoing apoptosis after 20 hours of treatment. Mean \pm SE is shown. Significantly more apoptosis ($P=0.028$) was observed in the T-R MCF-7 cells when treated with mifepristone/paclitaxel compared to paclitaxel alone (FIG. 9). No difference was seen in the parental MCF-7 cells.

REFERENCES

[0214] The following references, to the extent that they provide exemplary procedural or other details supplementary to those set forth herein, are specifically incorporated herein by reference.

[0215] U.S. Pat. No. 5,143,854

[0216] U.S. Pat. No. 5,202,231

- [0217] U.S. Pat. No. 5,242,974
[0218] U.S. Pat. No. 5,288,644
[0219] U.S. Pat. No. 5,324,633
[0220] U.S. Pat. No. 5,384,261
[0221] U.S. Pat. No. 5,405,783
[0222] U.S. Pat. No. 5,412,087
[0223] U.S. Pat. No. 5,424,186
[0224] U.S. Pat. No. 5,429,807
[0225] U.S. Pat. No. 5,432,049
[0226] U.S. Pat. No. 5,436,327
[0227] U.S. Pat. No. 5,445,934
[0228] U.S. Pat. No. 5,468,613
[0229] U.S. Pat. No. 5,470,710
[0230] U.S. Pat. No. 5,472,672
[0231] U.S. Pat. No. 5,492,806
[0232] U.S. Pat. No. 5,503,980
[0233] U.S. Pat. No. 5,510,270
[0234] U.S. Pat. No. 5,525,464
[0235] U.S. Pat. No. 5,525,464
[0236] U.S. Pat. No. 5,527,681
[0237] U.S. Pat. No. 5,529,756
[0238] U.S. Pat. No. 5,532,128
[0239] U.S. Pat. No. 5,545,531
[0240] U.S. Pat. No. 5,547,839
[0241] U.S. Pat. No. 5,554,501
[0242] U.S. Pat. No. 5,556,752
[0243] U.S. Pat. No. 5,561,071
[0244] U.S. Pat. No. 5,571,639
[0245] U.S. Pat. No. 5,580,726
[0246] U.S. Pat. No. 5,580,732
[0247] U.S. Pat. No. 5,593,839
[0248] U.S. Pat. No. 5,599,672
[0249] U.S. Pat. No. 5,599,695
[0250] U.S. Pat. No. 5,610,287
[0251] U.S. Pat. No. 5,624,711
[0252] U.S. Pat. No. 5,631,134
[0253] U.S. Pat. No. 5,639,603
[0254] U.S. Pat. No. 5,654,413
[0255] U.S. Pat. No. 5,658,734
[0256] U.S. Pat. No. 5,661,028
[0257] U.S. Pat. No. 5,665,547
[0258] U.S. Pat. No. 5,667,972
[0259] U.S. Pat. No. 5,695,940
[0260] U.S. Pat. No. 5,700,637
[0261] U.S. Pat. No. 5,744,305
[0262] U.S. Pat. No. 5,800,992
[0263] U.S. Pat. No. 5,807,522
[0264] U.S. Pat. No. 5,830,645
[0265] U.S. Pat. No. 5,837,196
[0266] U.S. Pat. No. 5,847,219
[0267] U.S. Pat. No. 5,871,928
[0268] U.S. Pat. No. 5,876,932
[0269] U.S. Pat. No. 5,919,626
[0270] U.S. Pat. No. 6,004,755
[0271] U.S. Pat. No. 6,087,102
[0272] U.S. Pat. No. 6,368,799
[0273] U.S. Pat. No. 6,383,749
[0274] U.S. Pat. No. 6,617,112
[0275] U.S. Pat. No. 6,638,717
[0276] U.S. Pat. No. 6,720,138
[0277] U.S. Patent Publn. 2010/0135956
[0278] Belanoff et al., *Eur. J. Pharmacol.*, 655(1-3):117-20, 2011.
[0279] Cho et al. *Biochemistry*, 44(9):3547-61, 2005.
[0280] Clark, *Curr. Top. Med. Chem.* 8(9):813-838, 2008.
[0281] Colleoni et al., *Annals of Oncology*, 11(8):1057, 2000.
[0282] European Appl. EP 373 203
[0283] European Appl. EP 785 280
[0284] European Appl. EP 799 897
[0285] Evans, *Science*, 240:889, 1988.
[0286] Fodor et al., *Science*, 251:767-777, 1991.
[0287] Grover and Martin, *Carcinogenesis*, 23(7):1095-102, 2002.
[0288] Hacia et al., *Nature Genet.*, 14:441-449, 1996.
[0289] Harrison's Principles of Internal Medicine, Kasper et al. (Eds.), 16th Ed., Chapter 70, 2005.
[0290] Henderson et al. *Cancer Res.*, 48:246-253, 1988.
[0291] Keen and Davidson, *Cancer*, 97(3 Suppl):825-33, 2003.
[0292] Ma et al., *J. Immunol.*, 171(2):608-615, 2003.
[0293] MacBeath and Schreiber, *Science*, 289(5485):1760-3, 2000.
[0294] Melhem et al, *Clin. Cancer Res.*, 15(9):3196-204, 2009.
[0295] Mikosz et al., *J. Biol. Chem.*, 276:16649-54, 2001.
[0296] Moran et al., *Cancer Res.*, 60:867-872, 2000.
[0297] Pandey and Mann, *Nature*, 405(6788):837-46, 2000.
[0298] Pang and Conzen, *Cancer Biol. Ther. Cancer Biol. Ther.*, 5(8):933-40, 2006.
[0299] PCT Appln. WO 01/68255
[0300] PCT Appln. WO 03/020898
[0301] PCT Appln. WO 03/022421
[0302] PCT Appln. WO 03/023058
[0303] PCT Appln. WO 03/029485
[0304] PCT Appln. WO 03/040410
[0305] PCT Appln. WO 03/053586
[0306] PCT Appln. WO 03/066906
[0307] PCT Appln. WO 03/067217
[0308] PCT Appln. WO 03/076928
[0309] PCT Appln. WO 03/087297
[0310] PCT Appln. WO 03/091426
[0311] PCT Appln. WO 03/093810
[0312] PCT Appln. WO 03/100448A1
[0313] PCT Appln. WO 04/020085
[0314] PCT Appln. WO 04/027093
[0315] PCT Appln. WO 09/923,256
[0316] PCT Appln. WO 09/936,760
[0317] PCT Appln. WO 93/17126
[0318] PCT Appln. WO 95/11995
[0319] PCT Appln. WO 95/21265
[0320] PCT Appln. WO 95/21944
[0321] PCT Appln. WO 95/35505
[0322] PCT Appln. WO 96/30347
[0323] PCT Appln. WO 96/31622
[0324] PCT Appln. WO 96/33980
[0325] PCT Appln. WO 97/10365
[0326] PCT Appln. WO 97/27317
[0327] PCT Appln. WO 97/43450
[0328] PCT Appln. WO 99/35505
[0329] PCT Appln. WO 01/38580
[0330] PCT Appln. WO 03/100012
[0331] Pease et al., *Proc. Natl. Acad. Sci. USA*, 91:5022-5026, 1994.
[0332] Peeters et al., *Ann. NY Acad. Sci.*, 1148:536-41, 2008.
[0333] Pike et al., *Epidemiologic Revi.*, 15(1):17-35, 1993.

- [0334] Shoemaker et al., *Nature Genetics*, 14:450-456, 1996.
- [0335] Sims et al. *BMC Medical Genomics*, 1(42):1-14, 2008.
- [0336] Sorlie et al., *Proc. Natl. Acad. Sci. USA*, 98:10869-10874., 2001.
- [0337] Srinivas et al., *Clin. Chem.*, 48(8):1160-9, 2002.
- [0338] UK Appln. 8 803 000
- [0339] Wu et al., *Cancer Res.*, 64:1757-64, 2004.
- [0340] Wu et al., *J. Clin. Invest.*, 114:560-568, 2004.
- [0341] Wu et al., *Mol Endocrinol.*, 2006

 SEQUENCE LISTING

<160> NUMBER OF SEQ ID NOS: 49

<210> SEQ ID NO 1

<211> LENGTH: 4794

<212> TYPE: DNA

<213> ORGANISM: Homo sapiens

<220> FEATURE:

<223> OTHER INFORMATION: nuclear receptor subfamily 3, group C, member 1 (NR3C1), glucocorticoid receptor cDNA

<400> SEQUENCE: 1

```

tttttagaaa aaaaaaatat attcctctcc tgetccttct gcgttcacaa gctaagttgt    60
ttatctcggc tgcggcggga actgcgacg gtggcggcg agcggctcct ctgccagagt    120
tgatattcac tgatggactc caaagaatca ttaactcctg gtgagaaga aaaccccagc    180
agtgtgcttg ctcaggagag gggagatgtg atggacttct ataaaacct aagaggagga    240
gctactgtga aggtttctgc gtcttcaccc tcaactggctg tcgcttctca atcagactcc    300
aagcagcgaa gacttttggg tgattttcca aaaggctcag taagcaatgc gcagcagcca    360
gatctgtcca aagcagtttc actctcaatg ggactgtata tgggagagac agaaacaaaa    420
gtgatgggaa atgacctggg attccacag cagggccaaa tcagccttcc ctcgggggaa    480
acagacttaa agcttttggg agaaagcatt gcaaacctca ataggtcgcac cagtgttcca    540
gagaacccca agagttcagc atccactgct gtgtctgctg cccccacaga gaaggagttt    600
ccaaaaactc actctgatgt atcttcagaa cagcaacatt tgaagggccca gactggcacc    660
aacggtggca atgtgaaatt gtataccaca gaccaaagca cctttgacat tttgcaggat    720
ttggagtttt cttctgggtc ccaggtaaa gagacgaatg agagtccttg gagatcagac    780
ctggtgatag atgaaaactg tttgcttctc cctctggcgg gagaagacga ttcattcctt    840
ttggaaggaa actgcaatga ggactgcaag cctctcattt taccggacac taaacccaaa    900
attaaggata atggagatct ggttttctca agccccagta atgtaacct gccccaagtg    960
aaaacagaaa aagaagatth catcgaactc tgcacccttg ggttaattaa gcaagagaaa   1020
ctgggcacag tttactgtca ggcaagcttt cctggagcaa atataattgg taataaaatg   1080
tctgccattt ctgttcatgg tgtgagtacc tctggaggac agatgtacca ctatgacatg   1140
aatacagcat ccctttctca acagcaggat cagaagccta tttttaatgt cattccacca   1200
attcccgttg gttccgaaaa ttggaatagg tgccaaggat ctggagatga caacttgact   1260
tctctgggga ctctgaactt ccctggctga acagtttttt ctaatggcta ttcaagcccc   1320
agcatgagac cagatgtaag ctctctcca tccagctcct caacagcaac aacaggacca   1380
cctcccaaac tctgctgggt gtgctctgat gaagcttcag gatgtcatta tggagtctta   1440
acttgaggaa gctgtaaagt tttcttcaaa agagcagtgg aaggacagca caattaccta   1500
tgtgtgggaa ggaatgattg catcatcgat aaaattcgaa gaaaaaactg cccagcatgc   1560
cgctatcgaa aatgtcttca ggctggaatg aacctggaag ctcgaaaaac aaagaaaaaa   1620

```

-continued

ataaaaggaa	ttcagcagge	cactacagga	gtctcacaag	aaacctctga	aatcctggg	1680
aacaaaaaaa	tagttcctgc	aacgttacca	caactcacc	ctaccctgg	gtcactggt	1740
gagggtattg	aacctgaagt	gttatatgca	ggatatgata	gctctgttc	agactcaact	1800
tggaggatca	tgactacgct	caacatgta	ggagggcggc	aagtgattgc	agcagtgaaa	1860
tgggcaaagg	caataccag	tttcaggaac	ttacacctgg	atgaccaaat	gaccctactg	1920
cagtactcct	ggatgtttct	tatggcattt	gctctgggg	ggagatcata	tagacaatca	1980
agtgcaaacc	tgctgtgttt	tgctcctgat	ctgattatta	atgagcagag	aatgactcta	2040
ccctgcagt	acgaccaatg	taaacacatg	ctgtatgttt	cctctgagtt	acacaggcct	2100
caggatctct	atgaagagta	tctctgtatg	aaaaccttac	tgcttctctc	ttcagttcct	2160
aaggacggtc	tgaagagcca	agagctattt	gatgaaatta	gaatgaccta	catcaaagag	2220
ctaggaaaag	ccattgtcaa	gaggggaagga	aactccagcc	agaactggca	gcggttttat	2280
caactgacaa	aactcttgga	ttctatgcat	gaagtgggtg	aaaatctcct	taactattgc	2340
ttccaaacat	ttttggataa	gaccatgagt	attgaattcc	ccgagatggt	agctgaaatc	2400
atcaccaatc	agataccaaa	atattcaaat	ggaaatatca	aaaaacttct	gtttcatcaa	2460
aagtgaactg	cttaataaga	atgggtgcct	taaagaaagt	cgaattaata	gcttttattg	2520
tataaactat	cagtttgctc	tgtagaggtt	ttgttggttt	atTTTTtatt	gttttcatct	2580
gttgttttgt	tttaataacg	cactacatgt	ggtttataga	gggccaagac	ttggcaacag	2640
aagcagttga	gtcgtcatca	cttttcagtg	atgggagagt	agatgggtgaa	atTTtattag	2700
taatatatcc	cagaaattag	aaaccttaat	atgtggacgt	aatctccaca	gtcaaagaag	2760
gatggcacct	aaaccaccag	tgcccaaatg	ctgtgtgatg	aactttctct	tcatactttt	2820
tttcacagtt	ggctggatga	aattttctag	actttctggt	gggtgatccc	ccccctgta	2880
tagttaggat	agcatttttg	atTTtattag	ggaaacctga	aaaaaagt	acaagtgtat	2940
atcagaaaag	ggaagtgtg	ccttttatag	ctattactgt	ctggttttaa	caatttcctt	3000
tatatttagt	gaactacgct	tgctcatttt	ttcttacata	atTTTTtatt	caagttattg	3060
tacagctggt	taagatgggc	agctagttcg	tagctttccc	aaataaactc	taaacattaa	3120
tcaatcatct	gtgtgaaaat	gggttggtgc	ttctaacctg	atggcaacta	gctatcagaa	3180
gaccacaaaa	attgactcaa	atctccagta	ttcttgctca	aaaaaaaaaa	aaaaaagctc	3240
atattttgta	tatatctgct	tcagtggaga	attatatagg	ttgtgcaaat	taacagtcct	3300
aactggtata	gagcacctag	tccagtgacc	tgctgggtaa	actgtggatg	atgggtgcaa	3360
aagactaatt	taaaaaataa	ctaccaagag	gcctgtctg	tacctaacgc	cctatttttg	3420
caatggctat	atggcaagaa	agctggtaaa	ctatttgtct	ttcaggacct	ttggaagtag	3480
tttgataaac	ttcttaaaag	ttgtgattcc	agataaccag	ctgtaacaca	gctgagagac	3540
ttttaatcag	acaaagtaat	tcctctcact	aaactttacc	caaaaactaa	atctctaata	3600
tggcaaaaat	ggctagacac	ccattttcac	attcccatct	gtcaccaatt	ggttaatctt	3660
tcctgatggt	acaggaaagc	tcagctactg	atTTTTtga	tttagaactg	tatgtatgct	3720
agacatccat	gtttgtaaaa	ctacacatcc	ctaatgtgtg	ccatagagtt	taacacaagt	3780
cctgtgaatt	tcttctactg	tgaaaattat	tttaacaaa	atagaagctg	tagtagccct	3840
ttctgtgtgc	accttaccaa	ctttctgtaa	actcaaaact	taacatattt	actaagccac	3900

-continued

```

aagaaatttg atttctattc aaggtggcca aattatttgt gtaatagaaa actgaaaatc 3960
taatattaaa aatatggaac ttctaataata tttttatatt tagttatagt ttcagatata 4020
tatcatattg gtattcacta atctgggaag ggaagggcta ctgcagcttt acatgcaatt 4080
tattaaaatg attgtaaaat agcttgata gtgtaaaata agaatgattt ttagatgaga 4140
ttgttttatac atgacatggt atatatattt tgtaggggtc aaagaaatgc tgatggataa 4200
cctatatgat ttatagtttg tacatgcatt catacaggca gcgatggtct cagaaaccaa 4260
acagtttgct ctaggggaag agggagatgg agactggtcc tgtgtgcagt gaaggttgct 4320
gaggctctga cccagtgaga ttacagagga agttatcctc tgcctcccat tctgaccacc 4380
cttctcattc caacagtgag tctgtcagcg caggtttagt ttactcaatc tcccctgca 4440
ctaaagtatg taaagtatgt aaacaggaga caggaaggtg gtgcttacat ccttaaaggc 4500
accatctaata agcgggttac tttcacatac agccctcccc cagcagttga atgacaacag 4560
aagcttcaga agtttgcaa tagtttgcat agaggtacca gcaatatgta aatagtgcag 4620
aatctcatag gttgccaata atacactaat tcctttctat octacaacaa gagtttattt 4680
ccaaataaaa tgaggacatg tttttgttt ctttgaatgc tttttgaatg ttatttgta 4740
ttttcagtat tttggagaaa ttatttaata aaaaaacaa tcatttgctt tttg 4794

```

<210> SEQ ID NO 2

<211> LENGTH: 6300

<212> TYPE: DNA

<213> ORGANISM: Homo sapiens

<220> FEATURE:

```

<223> OTHER INFORMATION: nuclear receptor subfamily 3, group A, member
1,
transcript variant 4 (NR3A1), estrogen receptor
(ESR1, ER, ESR, ESRA, ESTRR) cDNA (partial)

```

<400> SEQUENCE: 2

```

aggagctggc ggagggcgtt cgctcctgga ctgcacttgc tcccgtcggg tcgcccggct 60
tcaccggacc cgcaggtccc cggggcaggg ccggggccag agctcgcgtg tcggcgggac 120
atgcgctgag tgcctctaa cctcgggctg tgctcttttt ccaggctggc cgcggtttc 180
tgagccttct gccctcgggg gacacggtct gcaccctgcc cgcggccacg gaccatgacc 240
atgaccctcc acaccaaagc atctgggatg gccctactgc atcagatcca agggaacgag 300
ctggagcccc tgaacctgcc gcagctcaag atccccctgg agcggcccct gggcgagggtg 360
tacctggaca gcagcaagcc cgccgtgtac aactaccccg agggcgccgc ctacgagttc 420
aacgcccggc ccgcccacaa cgcgcaggtc tacggtcaga ccggcctccc ctacggcccc 480
gggtctgagg ctgcccgtt cggctccaac ggcctggggg gtttcccccc actcaacagc 540
gtgtctccga gcccgtgat gctactgcac ccgccgccgc agctgtcgc tttcctgcag 600
ccccacggcc agcaggtgcc ctactacctg gagaacgagc ccagcggcta cacggtgcgc 660
gaggccggcc cgcggcatt ctacaggcca aattcagata atcgacgcca ggtggcaga 720
gaaagattgg ccagtaccaa tgacaaggga agtatggcta tggaatctgc caaggagact 780
cgctactgtg cagtgtgcaa tgactatgct tcaggctacc attatggagt ctggtcctgt 840
gagggtgca aggccttctt caagagaagt attcaaggac ataacgacta tatgtgtcca 900
gccaccaacc agtgcacat tgataaaaac aggaggaaga gctgccaggc ctgccggctc 960
cgcaaatgct acgaagtggg aatgatgaaa ggtgggatac gaaagaccg aagaggaggg 1020

```

-continued

agaatgttga aacacaagcg ccagagagat gatggggagg gcaggggtga agtggggctc 1080
gctggagaca tgagagctgc caacctttgg ccaagcccgc tcatgatcaa acgctctaag 1140
aagaacagcc tggccttgtc cctgacggcc gaccagatgg tcagtgcctt gttggatgct 1200
gagccccca tactctatct cgagtatgat cctaccagac ccttcagtga agcttcgatg 1260
atgggcttac tgaccaacct ggcagacagg gagctggctc acatgatcaa ctgggcgaag 1320
aggggtgccag gctttgtgga tttgaccctc catgatcagg tccaccttct agaatgtgcc 1380
tggttagaga tcctgatgat tggctctgct tggcgctcca tggagacccc agggaagcta 1440
ctgtttgctc ctaacttgct cttggacagg aaccagggaa aatgtgtaga gggcatggtg 1500
gagatcttcg acatgctgct ggctacatca tctcgggtcc gcatgatgaa tctgcaggga 1560
gaggagttyg tgtgcctcaa atctattatt ttgcttaatt ctggagtga cacatttctg 1620
tccagacccc tgaagtctct ggaagagaag gaccatatcc accgagtcct ggacaagatc 1680
acagacactt tgatccacct gatggccaag gcaggcctga ccctgcagca gcagcaccag 1740
cggctggccc agctcctcct catcctctcc cacatcaggc acatgagtaa caaaggcatg 1800
gagcatctgt acagcatgaa gtgcaagaac gtggtgcccc tctatgacct gctgctggag 1860
atgctggacg cccaccgect acatgcgccc actagccgtg gaggggcac cgtggaggag 1920
acggacaaaa gccacttgcc cactgcgggc tctacttcat cgcattcctt gcaaaagtat 1980
tacatcacgg gggaggcaga gggtttcctt gccacggctt gagagctccc tggctccccc 2040
acggttcaga taatccctgc tgcattttac cctcatcatg caccacttta gccaaaattct 2100
gtctcctgca tacactccgg catgcatcca acaccaatgg ctttctagat gagtggccat 2160
tcatttgctt gctcagttct tagtggcaca tcttctgtct tctgttggga acagccaaag 2220
ggattccaag gctaaatctt tgtaacagct ctctttcccc cttgctatgt tactaagcgt 2280
gaggattccc gtagctcttc acagetgaac tcagtctatg ggttggggct cagataactc 2340
tgtgcattta agctacttgt agagacccag gcctggagag tagacatttt gcctctgata 2400
agcacttttt aatggctctt aagaataagc cacagcaaag aatttaaagt ggctccttta 2460
attggtgact tggagaaagc taggtcaagg gtttattata gcaccctctt gtattcctat 2520
ggcaatgcat ccttttatga aagtgttaca ccttaaagct tttatagac ttagcagag 2580
tatctgggta ttgtcaatcc attcccccta taggaataca aggggcacac agggaaggca 2640
gatccccctag ttggcaagac tattttaact tgatacactg cagattcaga tgtgctgaaa 2700
gctctgcctc tggctttccg gtcctgggtt ccagttaatt catgcctccc atggacctat 2760
ggagagcagc aagttgatct tagttaagtc tccctatatg agggataagt tccgtatttt 2820
tgtttttatt tttgtgttac aaaagaaaagc cctccctccc tgaacttga gtaaggctag 2880
cttcaggacc tgttccagtg ggcactgtac ttggatcttc ccggcgtgtg tgtgccttac 2940
acaggggtga actgttcact gtggtgatgc atgatgaggg taaatggtag ttgaaaggag 3000
caggggccct ggtgttgcat ttagccctgg ggcattggagc tgaacagtac ttgtgcagga 3060
ttgtgtggc tactagagaa caagagggaa agtagggcag aaactggata cagttctgag 3120
gcacagccag acttgcctag ggtggccctg ccacagctg cagctaccta ggaacattcc 3180
ttgcagaccc cgcattgccc tttgggggtg ccctgggatc cctggggtag tccagctctt 3240
cttcatttcc cagcgtggcc ctggttggaa gaagcagctg tcacagctgc ttagacagc 3300

-continued

tgtgttcccta caattggccc agcacocctgg ggcacgggag aagggtgggg aceggttgcctg	3360
tcactactca ggctgactgg ggcctgggtca gattacgtat gcccttgggtg gtttagagat	3420
aatccaaaat caggggtttgg tttggggaag aaaatcctcc cccttcctcc cccgccccgt	3480
tccttaccgc ctccactcct gccagctcat ttccttcaat ttcctttgac ctataggcta	3540
aaaaagaaag gctcattcca gccacagggc agccttcctt gggcctttgc tctcttagca	3600
caattatggg ttacttcctt tttcttaaca aaaaagaatg tttgatttcc tctgggtgac	3660
cttattgtct gtaattgaaa ccctattgag aggtgatgtc tgtgttagcc aatgaccag	3720
gtgagctgct cgggcttctc ttggtatgtc ttgtttgaa aagtggattt cattcatttc	3780
tgattgtcca gttaagtgat caccaaagga ctgagaatct gggagggcaa aaaaaaaaa	3840
aaagttttta tgtgcactta aatttgggga caattttatg tatctgtgtt aaggatatgt	3900
ttaagaacat aattcttttg ttgctgtttg ttaagaagc accttagttt gtttaagaag	3960
caccttatat agtataatat atattttttt gaaattacat tgcttgttta tcagacaatt	4020
gaatgtagta attctgttct ggatttaatt tgactgggtt aacatgcaa aaccaaggaa	4080
aaatatttag tttttttttt tttttttgta tacttttcaa gctacctgt catgtataca	4140
gtcatttatg cctaaagcct ggtgattatt catttaaag aagatcacat ttcataca	4200
cttttgtatc cacagtagac aaaatagcac taatccagat gcctattgtt ggatactgaa	4260
tgacagacaa tcttatgtag caaagattat gcctgaaaag gaaaattatt cagggcagct	4320
aattttgctt ttacaaaa atcagtagta atatttttgg acagtagcta atgggtcagt	4380
gggttctttt taatgtttat acttagattt tcttttaaaa aaattaaaaa aaaacaaaa	4440
aaaatttcta ggactagacg atgtaatacc agctaaagcc aaacaattat acagtggaag	4500
gttttacatt attcatccaa tgtgtttcta ttcattgtaa gatactacta catttgaagt	4560
gggcagagaa catcagatga ttgaaatgtt cgcccagggg tctccagcaa ctttggaat	4620
ctctttgat ttttacttga agtgccacta atggacagca gatattttct ggctgatgtt	4680
ggtattgggt gtaggaacat gatttaaaaa aaaactcttg cctctgcttt cccccactct	4740
gaggcaagtt aaaatgtaaa agatgtgatt tatctggggg gctcaggtat ggtggggaag	4800
tggattcagg aatctgggga atggcaaata tattaagaag agtattgaaa gtatttggag	4860
gaaaatgggt aattctgggt gtgcaccagg gttcagtaga gtccacttct gccctggaga	4920
ccacaaatca actagctcca tttacagcca tttctaaaa ggcagcttca gttctagaga	4980
agaaagaaca acatcagcag taaagtccat ggaatagcta gtggtctgtg tttctttctg	5040
ccattgccta gcttgccgta atgattctat aatgccatca tgcagcaatt atgagaggct	5100
aggctatcca aagagaagac cctatcaatg taggttgcaa aatctaacc ctaagggaag	5160
gcagtctttg atttgatttc cctagtaacc tgcagatat gtttaaccaa gccatagccc	5220
atgccttttg agggctgaac aaataagggg cttactgata atttactttt gatcacatta	5280
agggtgtctc accttgaaat cttatacact gaaatggcca ttgatttagg ccactggcct	5340
agagtactcc ttcccctgca tgacactgat tacaataact ttcctattca tactttccaa	5400
ttatgagatg gactgtgggt actgggagtg atcactaaca ccatagtaat gtetaatatt	5460
cacaggcaga tctgcttggg gaagctagtt atgtgaaagg caaatagagt catacagtag	5520
ctcaaaaggc aaccataatt ctctttggtg caggtcttgg gagcgtgatc tagattacac	5580

-continued

```

tgcaccatte ccaagttaat cccctgaaaa cttactctca actggagcaa atgaactttg 5640
gtcccaaata tccatctttt cagtagcgtt aattatgctc tgtttccaac tgcatttcct 5700
ttccaattga attaaagtgt ggcctcgttt ttagtcattt aaaattgttt tctaagtaat 5760
tgctgcctct attatggcac ttcaattttg cactgtcttt tgagattcaa gaaaaatttc 5820
tattcttttt tttgcatcca attgtgctgt aacttttaaa atatgtaaat gctgccatgt 5880
tccaaaacca tcgtcagtggt gtgtgttttag agctgtgcac cctagaaaaca acatattgtc 5940
ccatgagcag gtgcctgaga cacagacccc tttgcattca cagagaggtc attgggtata 6000
gagacttgaa ttaataagtg acattatgcc agtttctgtt ctctcacagg tgataaacia 6060
tgctttttgt gcaactacata ctcttcagtg tagagctctt gttttatggg aaaaggctca 6120
aatgccaaat tgtgtttgat ggattaatat gcccttttgc cgatgcatac tattactgat 6180
gtgactcggg tttgtcgcag ctttgccttg tttaatgaaa cacacttgta aacctctttt 6240
gcactttgaa aaagaatcca gcgggatgct cgagcacctg taaacaattt tctcaaccta 6300

```

<210> SEQ ID NO 3

<211> LENGTH: 4107

<212> TYPE: DNA

<213> ORGANISM: Homo sapiens

<220> FEATURE:

<223> OTHER INFORMATION: MCL1 glucocorticoid receptor-responsive gene

<400> SEQUENCE: 3

```

gcgcaaccct ccggaagctg ccgccccttt ccccttttat gggaataactt tttttaaaaa 60
aaaagagtte gctggcgcca ccccgtagga ctggccgccc taaaaccgtg ataaaggagc 120
tgctcgccac ttctcacttc cgcttccttc cagtaaggag tcggggtctt cccagtttt 180
ctcagccagg cggcgccggc gactggcaat gtttggcctc aaaagaaaac cggtaatcgg 240
actcaacctc tactgtgggg gggccggctt gggggccggc agcggcgggc ccaccgccc 300
gggagggcga cttttggcta cggagaagga ggccctcgcc cggcgagaga tagggggagg 360
ggagggcggc gcggtgattg gcggaagcgc cggcgcaagc cccccgtcca cctcacgcc 420
agactcccgg agggctgcgc ggcccgccgc cattggcgcc gaggtccccg acgtcacgc 480
gacccccgcg aggctgcttt tcttcgccc caccgcccgc gcggcgccc ttagggagat 540
ggaagccccg gccgctgacg ccatcatgct gcccaagag gagctggacg ggtacgagcc 600
ggagcctctc gggaaagcgc cggctgtcct gccgctgctg gagttggtcg gggaaatctgg 660
taataacacc agtacggacg ggtcactacc ctcgacgccc ccgccagcag aggaggagga 720
ggacgagttg taccggcagt cgctggagat tatctctcgg taccttcggg agcaggccac 780
cggcgccaag gacacaaagc caatgggcag gtctggggcc accagcagga aggcgctgga 840
gaccttacga cgggttgggg atggcgtgca gcgcaaccac gagacggcct tccaaggcat 900
gcttcggaaa ctggacatca aaaacgaaga cgatgtgaaa tcgttgtctc gactgatgat 960
ccatgttttc agcgacggcg taacaaactg gggcaggatt gtgactctca tttcttttgg 1020
tgcttttgtg gctaaacact tgaagacat aaaccaagaa agctgcatcg aaccattagc 1080
agaaagtate acagacgttc tcgtaaggac aaaacgggac tggtagtta acaaaagagg 1140
ctgggatggg tttgtggagt tcttccatgt agaggaccta gaaggtggca tcaggaatgt 1200
gctgctggct tttgcagggt ttgctggagt aggagctggt ttggcatatc taataagata 1260

```

-continued

gccttactgt aagtgaata gttgactttt aaccaaccac caccaccacc aaaaccagtt 1320
tatgcagttg gactccaagc tgtaacttcc tagagttgca ccctagcaac ctageccagaa 1380
aagcaagtgg caagaggatt atggctaaca agaataaata catgggaaga gtgctcccca 1440
ttgattgaag agtactgtc tgaaagaagc aaagtccagt ttcagcaaca aacaaacttt 1500
gtttggaag ctatggagga ggacttttag atttagtga gatggtaggg tggaaagact 1560
taatttcctt gttgagaaca ggaaagtggc cagtagccag gcaagtcata gaattgatta 1620
cccgccaat tcattaattt actgtagtgt taagagaagc actaagaatg ccagtgcact 1680
gtgtaaaagt tacaagtaat agaactatga ctgtaagcct cagtactgta caagggagc 1740
ttttcctctc tetaattagc tttcccagta tacttcttag aaagtccaag tgttcaggac 1800
ttttatacct gttatacttt ggcttggtt ccatgattct tactttatta gcctagttta 1860
tcaccaataa tacttgacgg aaggctcagt aattagtat gaatatggat atcctcaatt 1920
cttaagacag cttgtaaatg tatttgtaaa aattgtatat atttttacag aaagtctatt 1980
tctttgaaac gaaggaagta tcgaatttac attagttttt ttcataccct tttgaacttt 2040
gcaacttccg taattaggaa cctgtttctt acagcttttc tatgctaaac tttgttctgt 2100
tcagttctag agtgataca gaacgaattg atgtgtaact gtatgcagac tggttgtagt 2160
ggacaaaate tgataactat gcaggtttaa attttcttat ctgattttgg taagtattcc 2220
ttagataggt ttttctttga aaacctggga ttgagaggt gatgaatgga aattctttca 2280
cttcattata tgcaagtttt caataattag gtctaagtgg agttttaagg ttactgatga 2340
cttacaataa atgggctctg attgggcaat actcatttga gttccttcca tttgacctaa 2400
tttaactggt gaaatttaa gtgaattcat gggctcatct ttaaagcttt tactaaaaga 2460
ttttcagctg aatggaacte attagctgtg tgcataaaa aagatcacat cagggtggatg 2520
gagagacatt tgatcccttg tttgcttaat aaattataaa atgatggctt ggaaaagcag 2580
gctagtctaa ccattggtct attattagc ttgcttgta cacacacagg tctaagccta 2640
gtatgtcaat aaagcaata ctactgttt tgtttctatt aatgattccc aaacctgtt 2700
gcaagttttt gcattggcat ctttggtatt cagtcttgat gtttgttcta tcagacttaa 2760
ccttttattt cctgtccttc cttgaaattg ctgattgttc tgcctcctct acagatattt 2820
atatcaattc ctacagcttt cccctgccat ccctgaactc tttctagccc ttttagattt 2880
tggcactgtg aaacctctgc tggaaacctg agtgacctc cctccccacc aagagtccac 2940
agaccttca tctttcacga acttgatcct gttagcaggt ggaatacca tgggtgctgt 3000
gacactaaca gtcattgaga ggtgggagga agtccctttt ccttgactg gtatcttttc 3060
aactattggt ttatcctgtc tttgggggca atgtgtcaaa agtccctca ggaattttca 3120
gaggaaagaa cattttatga ggctttctct aaagtctcct ttgtatagga gtatgctcac 3180
ttaaatttac agaaagaggt gagctgtgtt aaacctcaga gtttaaaagc tactgataaa 3240
ctgaagaag tgtctatatt ggaactaggy tcatttgaaa gcttcagtct cggaaatga 3300
cctttagtct gtggactcca tttaaaaata ggtatgaata agatgactaa gaatgtaatg 3360
gggaagaact gcctgcctg cccatctcag agccataagg tcactcttgc tagagctatt 3420
tttacctatg ttttatcgt tcttgatcat aagccgctta tttatatcat gtatctctaa 3480
ggacctaaaa gcactttatg tagtttttaa ttaactttaa gatctggtta cggtaactaa 3540

-continued

```

aaaagcctgt ctgccaaatc cagtggaaac aagtgcatag atgtgaattg gtttttaggg 3600
gccccacttc ccaattcatt aggtatgact gtggaaatac agacaaggat cttagtgtgat 3660
atthttgggct tggggcagtg agggcttagg acaccccaag tggtttggga aaggaggagg 3720
ggagtgggtg gtttataggg ggaggaggag gcagggtggtc taagtgetga ctggctacgt 3780
agttcgggca aatcctccaa aagggaagg gaggatttgc ttagaaggat ggcgctccca 3840
gtgactactt tttgacttct gtttgtctta cgcttctctc agggaaaaac atgcagtcct 3900
ctagtgttct atgtacattc tgtggggggt gaacaccttg gttctgggta aacagctgta 3960
cttttgatag ctgtgccagg aagggttagg accaactaca aattaatgtt ggttgtcaaa 4020
tgtagtgtgt ttccctaact ttctgttttt cctgagaaaa aaaaaataat cttttattca 4080
aatcacagga aaaaaaaaaa aaaaaaa 4107

```

```

<210> SEQ ID NO 4
<211> LENGTH: 1126
<212> TYPE: DNA
<213> ORGANISM: Homo sapiens
<220> FEATURE:
<223> OTHER INFORMATION: SAP30 glucocorticoid receptor-responsive gene
<400> SEQUENCE: 4

```

```

tccccatgtg acagtgagcg gggccccgc tccaggagac gctcgagtct gcgtccccgc 60
cctcagcact gtccactggt tcggtgccag cagagaccag caggccccggg acagttggtg 120
tttgcccggt ccgctgtcta acttgggtgtg cagagtgaat tgccgctgcc ggagcggaga 180
gaggcgggag gccacggaga gaggggattt ctgtcagcgc cggcctcggg agctcggaga 240
catgaacggc ttcacgcctg acgagatgag ccgcggcggg gatgcccggc ccgcagtggc 300
cgcagtggtc gctgcgcggg ccgcgcgcgc ctcggcgggg aacgggaccg gcgcgggcac 360
cggggctgag gtgccggggc cggggggggt ctcagcggct gggcccccg gggcggccgg 420
gccgggcccc gggcaactgt gctgcctgcg ggaggatggt gagcggtgcg gccgggccc 480
aggcaacgcc agcttcagca agaggatcca gaagagcatc tcccagaaga agtggaagat 540
cgagctggat aagagcgcga ggcacttcta catatgtgat tatcataaaa acttaattca 600
gagtgttcga aacagaagaa agagaaaagg gagtgatgat gatggaggtg attcacctgt 660
tcaagatatt gatccccag aggttgattt ataccaatta caagtaaata cacttaggag 720
atacaaaaga cacttcaagc taccaaccag accaggactt aataaagcac aacttgttga 780
gatagttggt tgccacttta ggtctattcc agtgaatgaa aaagacacct taacatattt 840
catctactca gtgaagaatg acaagaacaa atcagatctc aaggttgata gtgggttca 900
ctaggagacg tggaattgag actaataact tggatgttaa cactgtttac tgttttttca 960
catgtagaaa tgttctttgt gtatttttct tacagaggat tttctctgat tttattttct 1020
ttgtttctga ctctaataat tagttggaag ctcataaaa atgagcttct ctaaattaa 1080
tctattttaa ataaagggtta ttactattaa aaaaaaaaaa aaaaaa 1126

```

```

<210> SEQ ID NO 5
<211> LENGTH: 2040
<212> TYPE: DNA
<213> ORGANISM: Homo sapiens
<220> FEATURE:
<223> OTHER INFORMATION: DUSP1 glucocorticoid receptor-responsive gene

```

-continued

<400> SEQUENCE: 5

tcgctgcgaa ggacatttgg gctgtgtgtg cgacgcgggt cggaggggca gtcgggggaa 60
ccgcaagaa gccgaggagc cgggagcccc gcgtgacgct cctctctcag tccaaaagcg 120
gcttttggtt cggcgcagag agaccggggg gtctagcttt tcctcgaaaa gcgccgcct 180
gcccttggcc ccgagaacag acaaagagca ccgcagggcc gatcacgctg ggggcgctga 240
ggcggccat ggtcatggaa gtgggcaccc tggacgctgg aggctgcgg gcgctgctgg 300
gggagcgagc ggcgcaatgc ctgctgctgg actgcgctc cttcttcgct tteaacgceg 360
gccacatcgc cggctctgtc aacgtgcgct tcagcaccat cgtgcggcgc cgggccaagg 420
gcgccatggg cctggagcac atcgtgccca acgcccagct ccgcccgcgc ctgctggccg 480
gcgcctacca cgcctgggtg ttgctggacg agcgcagcgc cgcctggac ggcgccaagc 540
gcgacggcac cctggccctg gcggccggcg cgtctgccc cgaggcgcgc gccgcgcaag 600
tcttctcct caaaggagga tacgaagcgt tttcggcttc ctgccggag ctgtgcagca 660
aacagtgcac cccccgggg ctcagccttc ccctgagtac tagcgtccct gacagcggg 720
aatctgggtg cagttcctgc agtacccac tctacgatca gggtgggccc gtggaaatcc 780
tgcccttct gtacctgggc agtgcgtatc acgcttccc caaggacatg ctggatgcct 840
tgggcatcac tgccctgatc aacgtctcag ccaattgtcc caaccatctt gagggtaact 900
accagtacaa gagcatccct gtggaggaca accacaaggc agacatcagc tcctggttca 960
acgaggccat tgacttcata gactccatca agaatgctgg aggaaggggtg tttgtccact 1020
gccaggcagg catttcccgg tcagccacca tctgccttgc ttacctatg aggactaatc 1080
gagtcaagct ggacgaggcc tttgagtttg tgaagcagag gcgaagcatc atctctcca 1140
acttcagctt catgggccag ctgctgcagt ttgagtccca ggtgctggct ccgcaactgt 1200
cggcagagge tgggagcccc gccatggctg tgctcgaccg aggcacctcc accaccaccg 1260
tgttcaactt ccccgtctcc atccctgtcc actccacgaa cagtgcgctg agctaccttc 1320
agagcccat tacgacctct ccagctgct gaaaggccac gggaggtgag gctcttcaca 1380
tcccattggg actccatgct ccttgagagg agaaatgcaa taactctggg aggggctcga 1440
gagggctggt ccttatttat ttaacttcac ccgagttcct ctgggtttct aagcagttat 1500
ggtgatgact tagcgtcaag acatttgctg aactcagcac attcgggacc aatataatg 1560
gggtacatca agtccatctg acaaaatggg gcagaagaga aaggactcag tgtgtgatcc 1620
ggtttctttt tgctcgcccc tgtttttgtt agaatctctt catgcttgac atacctacca 1680
gtattattcc cgacgacaca tatacatatg agaatatacc ttatttattt ttgtgtaggt 1740
gtctgccttc acaaatgtca ttgtctactc ctagaagaac caaatacctc aatttttgtt 1800
tttgagtact gtactatcct gtaaataat ctttaagcagg tttgttttca gcaactgatg 1860
aaaataaccag tgttgggttt ttttttagtt gccaacagtt gtagtgttgc tgattattta 1920
tgacctgaaa taatataatt cttcttctaa gaagacattt tgttacataa ggatgacttt 1980
tttatacaat ggaataaatt atggcatttc tattgaaatt tcaaaaaaaaa aaaaaaaaaa 2040

<210> SEQ ID NO 6

<211> LENGTH: 3208

<212> TYPE: DNA

<213> ORGANISM: Homo sapiens

-continued

<220> FEATURE:

<223> OTHER INFORMATION: SGK1 glucocorticoid receptor-responsive gene

<400> SEQUENCE: 6

```

agatattcat gaaccgttgc ttcttccagc ctgccttct cgctccctct gcctttctgg      60
cgctgttctc cctccctccc tctggcttct gctctttctt actccttctc tcagctgctt    120
aactacagct cccactggaa cttgcacaat caaaaacaac tctcctctct caagccgcct    180
ccaggagcgc atcacctgga gaagagcgac togctccccg cgccggccgc ggaagagcag    240
ccaggtagct gggggcgggg aggcgtaccc ttctcccgct cggttaagagc cacagcatct    300
ccccggagat tggccgtatc ccaccgtccg gccccaggg tcctgcagcg gtgatgcata    360
tgtttcggag caatgatgga aggagaaaag cgcctgtcgg tggcaactga aagtggggag    420
aggttctctc agtagctggt gctgcagaat gcgagagtgga agaactgagc cccgctagat    480
tctccatccc gctcagtctt cattaactgt ctgcaggagg taaaccgggg aaacagatat    540
gcactaacca ggccgggtgc aacctggatc tataactgtg aattccccac ggtggaaaat    600
ggtaaaaaaa gacatgaatg gattcccagt caagaaatgc tcagccttcc aattttttaa    660
gaagcgggta cgaaggtgga tcaagagccc aatggtcagt gtggacaagc atcagagtcc    720
cagcctgaag tacaccggct cctccatggt gcacatcct ccaggggagc cagacttcga    780
gtcttctctg tgtcaaacat gcctgggtga acatgcttcc caaagagggg ttctccctca    840
ggagaacgag tcatgttcat gggaaactca atctgggtgt gaagtgagag agccatgtaa    900
tcatgccaac atcctgacca agcccgatcc aagaaccttc tggactaatg atgatccagc    960
tttcatgaag cagaggagga tgggtctgaa cgactttatt cagaagattg ccaataactc   1020
ctatgcatgc aaacaccctg aagttcagtc catcttgaag atctccaac ctcaggagcc   1080
tgagcttatg aatgccaaac cttctcctcc accaagtctt tctcagcaaa tcaaccttgg   1140
cccgctctcc aatcctcatg ctaaaccatc tgactttcac ttcttgaag tgatcggaaa   1200
gggcagtttt gaaagggttc ttctagcaag acacaaggca gaagaagtgt tctatgcagt   1260
caaaagttta cagaagaaag caatcctgaa aaagaaagag gagaagcata ttatgtcgga   1320
gcggaatggt ctggtgaaga atgtgaagca cccttctctg gtgggccttc acttctcttt   1380
ccagactgct gacaaattgt actttgtcct agactacatt aatggtggag agttgttcta   1440
ccatctccag agggaacgct gcttctctgga accacgggct cgtttctatg ctgctgaaat   1500
agccagtgcc ttgggtacc tgcattcact gaacatcgtt tatagagact taaaaccaga   1560
gaatattttg ctagattcac agggacacat tgtccttact gacttcggac tctgcaagga   1620
gaacattgaa cacaacagca caacatccac cttctgtggc acgccggagt atctcgcacc   1680
tgaggtgctt cataagcagc cttatgacag gactgtggac tgggtgtgcc tgggagctgt   1740
cttgatgag atgctgtatg gcctgccgcc tttttatagc cgaaacacag ctgaaatgta   1800
cgacaacatt ctgaacaagc ctctccagct gaaaccaaatt attacaaatt ccgcaagaca   1860
cctcctggag ggctcctgc agaaggacag gacaaagcgg ctcggggcca aggatgactt   1920
catggagatt aagagtcatg tcttcttctc cttaattaac tgggatgac tcattaataa   1980
gaagattact cccctttta acccaaatgt gagtgggccc aacgacctac ggcactttga   2040
ccccagttt accgaagagc ctgtcccaa ctccattggc aagtcccctg acagcgtcct   2100
cgtcacagcc agcgtcaagg aagctgccga ggctttccta ggcttttct atgcgcctcc   2160

```

-continued

```

cacggactct ttcctctgaa ccctgttagg gcttggtttt aaaggatttt atgtgtgttt 2220
ccgaatgttt tagttagcct tttggtggag cggccagctg acaggacatc ttacaagaga 2280
at ttgcacat ctctggaagc ttagcaatct tattgcacac tgttcgctgg aagctttttg 2340
aagagcacat tctcctcagt gagctcatga ggttttcatt tttattcttc cttccaacgt 2400
ggtgctatct ctgaaacgag cgttagagtg cgccttaga cggaggcagg agtttcgta 2460
gaaagcggac gctgttctaa aaaaggtctc ctgcagatct gctctggctg tgatgacgaa 2520
tattatgaaa tgtgcctttt ctgaagagat tgtgttagct ccaaagcttt tctatcgcga 2580
gtgtttcagt tctttatttt cccttggtga tatgctgtgt gaaccgtcgt gtgagtgtgg 2640
tatgcctgat cacagatgga ttttggtata agcatcaatg tgacacttgc aggacactac 2700
aacgtgggac attgtttgtt tcttccatat ttggaagata aatttatgtg tagacttttt 2760
tgtaagatac ggtaataaac taaaatttat tgaaatggtc ttgcaatgac tegtattcag 2820
atgcttaaaag aaagcattgc tgctacaaat atttctattt ttgaaaaggg tttttatgga 2880
ccaatgcccc agttgtcagt cagagccgtt ggtgtttttc attgtttaaa atgtcacctg 2940
taaaatgggc attatttatg tttttttttt tgcattcctg ataattgtat gtattgtata 3000
aagaacgtct gtacattggg ttataaact agtatattta aacttacagg cttatttgta 3060
atgtaaacca ccattttaat gtactgtaat taacatggtt ataatacgtc caatccttc 3120
ctcatcccat cacacaactt tttttgtgtg tgataaactg attttggttt gcaataaac 3180
cttgaaaaat atttacatat aaaaaaaaa 3208

```

<210> SEQ ID NO 7

<211> LENGTH: 5758

<212> TYPE: DNA

<213> ORGANISM: Homo sapiens

<220> FEATURE:

<223> OTHER INFORMATION: SMARCA2 glucocorticoid receptor-responsive gene

<400> SEQUENCE: 7

```

ttctgtact ctgggtgact cagagagga agagattcag ccagcacact cctcgcgagc 60
aagcattact ctactgactg gcagagacag gagaggtaga tgtccacgcc cacagacct 120
ggtgcgatgc cccaccagc gccttcgccc gggcctgggc cttcccctgg gccaaattctt 180
gggcctagtc caggaccagc accatcccca ggttccgtcc acagcatgat ggggccaagt 240
cctggacctc caagtgtctc ccattcctatg ccgacgatgg ggtccacaga cttccacag 300
gaaggcatgc atcaaatgca taagccatc gatggtatc atgacaaggg gattgtagaa 360
gacatccatt gtggatccat gaagggcact ggtatgcgac cacctcacc aggcatgggc 420
cctcccaga gtccaatgga tcaacacagc caagggtata tgtcaccaca cccatctcca 480
ttaggagccc cagagcacgt ctccagccct atgtctggag gaggcccaac tccacctcag 540
atgccaccaa gccagccggg gccctcatc ccaggtgatc cgcaggccat gagccagccc 600
aacagaggtc cctcaccttt cagtccctgc cagctgcatc agcttcgagc tcagatttta 660
gcttataaaa tgctggcccc aggccagccc ctccccgaaa cgctgcagct tgcagtccag 720
gggaaaagga cgttgctcgg cttgcagcaa caacagcagc agcaacagca gcagcagcag 780
cagcagcagc agcagcagca gcagcaacag cagccgcagc agcagccgcc gcaaccacag 840
acgcagcaac aacagcagcc gcccttgtt aactacaaca gaccatctgg cccggggccc 900

```

-continued

gagctgagcg gcccgagcac cccgcagaag ctgccgggtgc ccgcgcccgg cggcccggccc	960
tcgcccgcgc cccccgcage cgcgcagccg cccgcggccg cagtgcocgg gccctcagtg	1020
ccgcagccgg cccccgggca gccctcgccc gtcctccagc tgcagcagaa gcagagccgc	1080
atcagcccca tccagaaacc gcaaggcctg gaccccgtag aaattctgca agagcgggaa	1140
tacagacttc aggcccgcat agctcatagg atacaagaac tggaaaatct gcctggctct	1200
ttgccaccag atttaagaac caaagcaacc gtggaactaa aagcacttcg gttactcaat	1260
ttccagcgtc agctgagaca ggaggtggtg gcctgcatgc gcagggacac gaccctggag	1320
acggctctca actccaaagc atacaaacgg agcaagcgc agactctgag agaagctcgc	1380
atgaccgaga agctggagaa gcagcagaag attgagcagg agaggaaacg ccgtcagaaa	1440
caccaggaat acctgaacag tattttgcaa catgcaaaag attttaagga atatcatcgg	1500
tctgtggccg gaaagatcca gaagctctcc aaagcagtgg caacttggca tgccaacact	1560
gaaagagagc agaagaagga gacagagcgg attgaaaagg agagaatgcg gcgactgatg	1620
gctgaagatg aggaggggta tagaaaactg attgatcaaa agaagacag gcgtttagct	1680
tacottttgc agcagaccga tgagtatgta gccaatctga ccaatctggt ttgggagcac	1740
aagcaagccc aggcagccaa agagaagaag aagaggagga ggaggaagaa gaaggctgag	1800
gagaatgcag aggggtgggga gtctgccctg ggaccggatg gagagcccat agatgagagc	1860
agccagatga gtgacctccc tgtcaaagtg actcacacag aaaccggcaa ggttctgttc	1920
ggaccagaag cccccaaagc aagtcagctg gacgcctggc tggaaatgaa tcctggttat	1980
gaagttgccc ctagatctga cagtgaagag agtgattctg attatgagga agaggatgag	2040
gaagaagagt ccagtaggca ggaaaccgaa gagaaaatac tcctggatcc aaatagcgaa	2100
gaagtttctg agaaggatgc taagcagatc attgagacag ctaagcaaga cgtggatgat	2160
gaatacagca tgcagtacag tgccaggggc toccagtctc actacaccgt ggetcatgcc	2220
atctcggaga ggggtggagaa acagtctgcc ctccctaatta atgggacct aaagcattac	2280
cagctccagg gcctggaatg gatggtttcc ctgtataata acaactgaa cggaatctta	2340
gccgatgaaa tggggtcttg aaagaccata cagaccattg cactcatcac ttatctgatg	2400
gagcacaaaa gactcaatgg cccctatctc atcattgttc ccctttcgac tctatctaac	2460
tgacatgatg aatttgacaa atgggctcct tctgtggtga agatttctta caagggtact	2520
ctcgccatgc gtcgctccct tgtccccag ctacggagtg gcaaatcaa tgtcctcttg	2580
actacttatg agtatattat aaaagacaag cacattcttg caaagattcg gtggaatac	2640
atgatagtgg acgaaggcca ccgaatgaag aatcaccact gcaagctgac tcaggctctg	2700
aacactcact atgtggcccc cagaaggatc ctcttgactg ggaccccgct gcagaataag	2760
ctcctgaac tctgggcct cctcaacttc ctctcccaa caatttttaa gagctgcagc	2820
acatttgaac aatggttcaa tgctccattt gccatgactg gtgaaagggt ggaacttaaat	2880
gaagaagaaa ctatattgat catcaggcgt ctacataagg tgttaagacc atttttacta	2940
aggagactga agaaagaagt tgaatcccag ctccccgaaa aagtggaata tgtgatcaag	3000
tgtgacatgt cagctctgca gaagattctg tatcgccata tgcaagccaa ggggatcctt	3060
ctcacagatg gttctgagaa agataagaag gggaaaggag gtgctaagac acttatgaac	3120
actattatgc agttgagaaa aatctgcaac cacccatata tgtttcagca cattgaggaa	3180

-continued

tcctttgctg aacacctagg ctattcaaat ggggtcatca atggggctga actgtatcgg 3240
gcctcagggg agtttgagct gcttgatcgt attctgcaa aattgagagc gactaatcac 3300
cgagtgcctg ttttctgcca gatgacatct ctcattgacca tcatggagga ttattttgct 3360
tttcggaaact tcctttacct acgccttgat ggcaccacca agtctgaaga tcgtgctgct 3420
ttgctgaaga aattcaatga acctggatcc cagtatttca ttttcttgc gagcacaaga 3480
gctgggtggcc tgggcttaaa tcttcaggca gctgatacag tggatcatct tgacagcgac 3540
tggaatcctc atcaggatct gcaggcccaa gaccgagctc accgcatcgg gcagcagaac 3600
gaggtccggg tactgaggct ctgtaccgtg aacagcgtgg aggaaaagat cctcggggcc 3660
gcaaaataca agctgaacgt ggatcagaaa gtgatccagg cgggcatggt tgacaaaaag 3720
tcttcaagcc acgagcggag ggcattcctg caggccatct tggagcatga ggaggaaaat 3780
gaggaagaag atgaagtacc ggacgatgag actctgaacc aatgattgc tcgacgagaa 3840
gaagaatttg acctttttat gcggatggac atggaccggc ggagggaaga tgcccggaac 3900
ccgaaacgga agccccgttt aatggaggag gatgagctgc cctcctggat cattaaggat 3960
gacgctgaag tagaaaggct cacctgtgaa gaagaggagg agaaaatatt tggggggggg 4020
tcccgcagc gccgtgacgt ggactacagt gacgccctca cggagaagca gtggctaagg 4080
gccatcgaag acggcaattt ggaggaaaat gaagaggaag tacggcttaa gaagcgaaaa 4140
agacgaagaa atgtggataa agatcctgca aaagaagatg tggaaaaagc taagaagaga 4200
agaggccgcc ctcccctgta gaaactgtca ccaaatcccc ccaaaactgac aaagcagatg 4260
aacgctatca tcgatactgt gataaactac aaagataggt gtaacgtgga gaaggtgccc 4320
agtaattctc agttggaaat agaaggaaac agttcagggc gacagctcag tgaagtcttc 4380
attcagttac cttcaaggaa agaattacca gaatactatg aattaattag gaagccagtg 4440
gatttcaaaa aaataaaggg aaggattcgt aatcataagt accggagcct aggcgacctg 4500
gagaaggatg tcatgcttct ctgtcacaac gctcagacgt tcaacctgga gggatcccag 4560
atctatgaag actccatcgt cttacagtca gtgtttaaga gtgccggca gaaaattgcc 4620
aaagagggaag agagtgagga tgaaagcaat gaagaggagg aagagggaaga tgaagaagag 4680
tcagagtccg aggcaaaatc agtcaaggtg aaaattaagc tcaataaaaa agatgacaaa 4740
ggccgggaca aagggaaagg caagaaaagg ccaaatcgag gaaaagccaa acctgtagtg 4800
agcgattttg acagcgatga ggagcaggat gaacgtgaac agtcagaagg aagtgggagc 4860
gatgatgagt gatcagtatg gaccttttc cttggtagaa ctgaattcct tcctcccctg 4920
tctcatttct acccagtgag ttcatttctc atataggcac tgggttgttt ctatatcatc 4980
atcgtctata aactagcttt aggatagtgc cagacaaaaca tatgatatca tgggtgaaaa 5040
aacacacaca tacacaaata tttgtaacat attgtgacca aatgggcctc aaagattcag 5100
attgaaacaa acaaaaagct tttgatggaa aatattgtggg tggatagtat atttctatgg 5160
gtgggtctaa tttgtaacg gtttgattgt gcctggtttt atcacctggt cagatgagaa 5220
gatttttctc tttttagtca ctgataacca ggagaagcca ttaaaagcca ctgggtattt 5280
tatttttcat caggcaattt tcgaggtttt tatttgctcg gtattgtttt tttactctgt 5340
ggtacatata agcaacttta ataggtgata aatgtacagt agttagattt cacctgcata 5400
tacatttttc cattttatgc tctatgatct gaacaaaagc tttttgaatt gtataagatt 5460

-continued

```
tatgtctact gtaaaccattg cttaatTTTT ttgctcttga tttaaaaaaaa agttttgttg 5520
aaagcgctat tgaatattgc aatctatata gtgtattgga tggcttcttt tgtcacctcg 5580
atctcctatg ttaccaatgt gtatcgtctc cttctcccta aagtgtactt aatctttgct 5640
ttctttgcaac aatgtctttg gttgcaagtc ataagcctga ggcaataaaa attccagtaa 5700
tttogaagaa tgtggtgttg gtgctttcct aataaagaaa taatttagct tgacaaaa 5758
```

```
<210> SEQ ID NO 8
<211> LENGTH: 837
<212> TYPE: DNA
<213> ORGANISM: Homo sapiens
<220> FEATURE:
<223> OTHER INFORMATION: PTGDS glucocorticoid receptor-responsive gene
```

```
<400> SEQUENCE: 8
gctcctctcg cacacctccc tcgctctccc acaccactgg caccaggccc cggacacccc 60
ctctgctgca ggagaatggc tactcatcac acgctgtgga tgggactggc cctgctgggg 120
gtgctggggc acctgcaggc agcacccggag gccccaggtct ccgtgcagcc caacttccag 180
caggacaagt tcctggggcg ctggttcagc gggggcctcg cctccaactc gagctggctc 240
cgggagaaga agggcgcggt gtccatgtgc aagtctgtgg tggcccctgc caccggatgt 300
ggcctcaacc tgacctccac cttcctcagg aaaaaccagt gtgagaccgc aacctgctg 360
ctgcagcccg cggggtccct cggctcctac agctaccgga gtccccactg gggcagcacc 420
tactccgtgt cagtgtgga gaccgactac gaccagtacg cgctgctgta cagccagggc 480
agcaagggcc ctggcgagga cttccgcatg gccaccctct acagccgaac ccagaccccc 540
agggtgagt taaaggagaa attcaccgcc ttctgcaagg cccagggtt cacagaggat 600
accattgtct tcctgcccc aaccgataag tgcattgagg aacaatagga ctccccagg 660
ctgaagctgg gatccccgcc agccaggtga cccccagct ctggatgtct ctgctctgtt 720
ccttccccga gccctgtccc cggctcccc ccaaagcaac cctgcccact caggcttcat 780
cctgcacaat aaactccgga agcaagtcag taaaaaaaa aaaaaaaaa aaaaaaa 837
```

```
<210> SEQ ID NO 9
<211> LENGTH: 6001
<212> TYPE: DNA
<213> ORGANISM: Homo sapiens
<220> FEATURE:
<223> OTHER INFORMATION: TNFRSF9 glucocorticoid receptor-responsive gene
```

```
<400> SEQUENCE: 9
caaggagggg tcccacagat gtcacagggc tgtcacagag ctgtggtggg aatttcccat 60
gagacccccg ccctggttga gtcacccgac tcctgtgttt gacctgaagt cctctcgagc 120
tgcagaagcc tgaagaccaa ggagtggaaa gttctccggc agccctgaga tctcaagagt 180
gacatttgtg agaccagcta atttgattaa aattctcttg gaatcagctt tgctagtatc 240
atacctgtgc cagatttcat catgggaaac agctgttaca acatagtagc cactctgttg 300
ctggctctca actttgagag gacaagatca ttgcaggatc cttgtagtaa ctgcccagct 360
ggatcattct gtgataataa caggaatcag atttgagtc cctgtcctcc aaatagtctc 420
tccagcgag gtggacaaa gacctgtgac atatgcaggc agtgtaaagg tgttttcagg 480
accaggaagg agtgttcctc caccagcaat gcagagtgtg actgcactcc agggtttcac 540
```

-continued

tgctggggg caggatgcag catgtgtgaa caggattgta aacaaggta agaactgaca	600
aaaaaaggtt gtaaagactg ttgctttggg acatttaacg atcagaaacg tggcatctgt	660
cgacctgga caaactgttc tttgatgga aagtctgtgc ttgtgaatgg gacgaaggag	720
agggacgtgg tctgtggacc atctccagcc gacctctctc cgggagcacc ctctgtgacc	780
ccgectgccc ctgagagaga gccaggacac tctccgcaga tcatctcctt ctttcttgcg	840
ctgacgtcga ctgctgtgct cttctctgtg ttcttcctca cgctccgttt ctctgttggt	900
aaacggggca gaaagaaact cctgtatata ttcaacaac catttatgag accagtacaa	960
actactcaag aggaagatgg ctgtagctgc cgatttcag aagaagaaga aggaggatgt	1020
gaactgtgaa atggaagtca atagggtctg tgggactttc ttgaaaaga gcaaggaaat	1080
atgagtcacc cgctatcaca gctttcaaaa gcaagaacac catctacat aataccagg	1140
attccccaa cacacgttct tttctaaatg ccaatgagtt ggctttaaa aatgcaccac	1200
ttttttttt tttttgacag ggtctcactc tgtcaccag gctggagtgc agtggacca	1260
ccatggctct ctgacgctt gacctctggg agtcaagtg atctctctgc ctctgtctcc	1320
tgagtagctg gaactacaag gaagggccac cacactgac taactttttt gttttttgtt	1380
tggtaaagat ggcatctcac catgttgtac aggtctgtct caaactccta ggttcacttt	1440
ggctcccaa agtgtgggga ttacagacat gaactgccag gcccgccaa aataatgac	1500
cacttttaac agaacagaca gatgaggaca gagctggtga taaaaaaaa aaaaaaaaaag	1560
cattttctag ataccactta acaggtttga gctagttttt ttgaaatcca aagaaaatta	1620
tagtttaaat tcaattacat agtccagtgg tocaactata attataatca aaatcaatgc	1680
aggtttgttt tttggtgcta atatgacata tgacaataag ccacgaggtg cagtaagtac	1740
ccgactaaag tttccgtggg ttctgtcatg taacacgaca tgcctcaccg tcagggggga	1800
gtatgagcag agtgctgag tttagggta aggacaaaa acctcaggcc tggaggaagt	1860
tttgaaaga gttcaagtgt ctgtatatcc tatggctctc tccatctca caccttctgc	1920
ctttgtcctg ctccccttta agccaggta cattctaaaa attcttaact ttaacataa	1980
tattttatac caaagccaat aatgaactg catatgatag gtatgaagta cagtgagaaa	2040
attaacacct gtgagctcat tgtcctacca cagcactaga gtgggggccg ccaaactccc	2100
atggcctaac ctgggtgcacc atttgctttt gtttgtctgt tggtttgctt gagacagtct	2160
tgtctgtgtt cccaggtctg aatggagtgg ctattcacag gcacaatcat agcacacttt	2220
agccttaaac tcctgggctc aagtgatcca cccgcctcag tctccaagt agctgggatt	2280
acaggtgcaa acctggcatg cctgcatctg tttggcttat gatctaagga tagcttttta	2340
aattttatct attttatttt tttttgagac agtgtctcac tctgtctccc aggtctggag	2400
acagtggtac aatcttggat caccgctcc cagtttcaag tgatctcctt gcctcagcct	2460
cctaagtagc tgggactaca ggtatgtgcc accacgctg gctaattttt atatttttag	2520
tagagacggg gtttcacat gttgtccagg ctggtctcaa actcctgacc tcaggtgatc	2580
tgccacctc tgccctccaa agtgtgggga ttacaggeat gagccacat gcctggccat	2640
ttcttaact tttgtatgac atgctattg caagcttgcg tgctctgtc ccatgttatt	2700
ttactctggg atttaggtgg agggagcagc ttctatttgg aacattggcc atcgcatggc	2760
aaatgggtat ctgtcacttc tgctcctatt tagttggttc tactataacc tttagagcaa	2820

-continued

atcctgcagc caagccagcg atcaataggg cagaaaagta tattctgtaa ataggggtga	2880
ggagaagata tttctgaaca atagtctact gcagtaccaa attgcttttc aaagtggctg	2940
ttctaagtga ctcccgtcag tcatataagt gtcattgtaag tatccattg atccacatcc	3000
ttgtaccct ctggctactat caggtgcct taattttgcc aagccagtgg gtatagaatg	3060
agatctcact gtggtcttag tttgcattg cttggttact gatgagcacc ttgtcaata	3120
tttataacc atttgtgtt attttttaaa ataaaatgct tgctcatgct tttttgcca	3180
tttgcaaaaa aacttggggc cgggtgcagt ggctcatgcc tgtagtccca gctcttggg	3240
aggccaaggt gggcagatcg cttgagccca ggagttcgag accagccttg gcaacatggc	3300
gaaacctgt ctttcaaaaa aatacaaaaa ttagccgggt gtggtggtg gcacctgaag	3360
tcccagctac tcagtaggt cgcttgagc ctgggaggca gaggttcag tgagctggga	3420
ccgatcact acacttcagc ctgggcaaca gagaaaaacc tttctcaga acaaacaaa	3480
cccaaatgtg gttgtttgc ctgattccta aaaggtcttt atgtattcta gataataatc	3540
tttggctcag tatatgtgt aaaaaatc tctttgtgg ccaggcacgg tagctcacac	3600
ctgtaatccc agcactttgc ggggctgagg tgggtggatc atctgaggtc aagagttcaa	3660
gatcagcctg gccaacacag tgaacccca tctctactaa acatgtacaa aacttagctg	3720
ggatggtgg cgggtgcctg taaccccagc tgctccagag gctgtggcag aagaatcgt	3780
tgaaccagg aggcagaggt tgcagcagc caagattgtg ccattgcact ccagactggg	3840
tgacaagagt gaaattctgc ctatctatct atctatctat ctatctatct atatatat	3900
atatatatcc tttgtaatt atttttccct ttttaaaatt tttataaaa tctttttta	3960
ttttatatt tagcagaggt gaggtttctg aggtttcatt atgttgcca ggctggtctt	4020
gaactcctga gctcaagtga tctctccacc tcagcctcc aaagtgtgg aattgcagac	4080
atgagccacc gcgcccctcc tgtttttctc taattaatgg tgtctttctt tgtctttctg	4140
gtaataagca aaaagttctt catttgattt gggttaattt ataactggtt tctcatatgg	4200
ttaacatatt tctttgcctg gctaaagaaa tctttttctg ccaataacta taaagaggt	4260
tgccacatt ttattccaaa agttttaagt tttgtcttc atcttgaagt ctaatgtatc	4320
aggaactggc ttttgtgcct gttgggaggt agtgatcaa tccatgtct tgcattgagg	4380
taacctcgg tccctgcgcc atgtattcaa tacgtcgtct tctcctcgc ggtctgcaat	4440
ctcacctacc atccatcaag tttccatagg gccatgggtc tgettctggg ctccctgttc	4500
tgttccattg tcaatttgc tatcctgtgc cagtatcaca ctgtgtttat tacaatagct	4560
ttgtaacagc tctcgatata cggtaggaca tctccctcca cctcttttt ctacttcaga	4620
agtgtcttag ctaggctcagg cacgggtgct cacgctgta atcccagcac tttgggagge	4680
cgacgcggat ggatcacctg aggtcaggag ttttgagaca gcctggcca catggtgaaa	4740
ccccatctct actaaaaat acaaaaatta gtcaggcatg gtggcatgtg cctgtaatcc	4800
cagctatatt ggagctgag gccggagaat tgcttgaacc cggggggcgg aggttgcagt	4860
gagccagat cgtaccattg cactccagcc tgggtgacag agcgaaactc tgtctcagga	4920
aaaaaaagaa aagagatgtc ttggttattc ttggttcttt attattcaat ataaatttt	4980
gaagctgaat ttgaaaagat ttgattgga atttcattaa atctacaggt caatttaggg	5040
agagttgata attttacaga attgagtcac ctggtgttcc aataagaata agagaacaat	5100

-continued

```

tattggctgt acaattcttg ccaaatagta ggcaaagcaa agcttaggaa gtatactggt 5160
gccatttcag gaacaaagct aggtgcgaat atttttgtct ttctgaatca tgatgctgta 5220
agtttctaaag tgattttctcc tcttggtctt ggacacatgg tgtttaatta cctactgctg 5280
actatccaca aacagaaaga gactgggtcat gcccacacagg gttgggggat ccaagataat 5340
ggagcgaggc tctcatgtgt cctaggttac acaccgaaaa tccacagttt attctgtgaa 5400
gaaaggaggc tatgtttatg atacagactg tgatattttt atcatagcct attctggtat 5460
catgtgcaaa agctataaat gaaaaacaca ggaacttggc atgtgagtca ttgctcccc 5520
taaatgacaa ttaataagga aggaacattg agacagaata aatgatccc cttctgggtt 5580
taatttagaa agttccataa ttaggtttaa tagaaataaa tgtaaatttc tatgattaaa 5640
aataaattag cacatttagg gatacacaaa ttataaatca ttttctaata gctaaaaaca 5700
agctcaggtt tttttcagaa gaaagtttta attttttttc tttagtggaa gatatcactc 5760
tgacggaaaag ttttgatgtg aggggcggat gactataaag tgggcatctt cccccacagg 5820
aagatgttcc catctgtggg tgagaggtgc ccaccgcagc tagggcaggt tacatgtgcc 5880
ctgtgtgtgg taggacttgg agagtgatct ttatcaacgt ttttatataa aagactatct 5940
aataaaacac aaaactatga tgttcacagg aaaaaaagaa taagaaaaaa agaaaaaaa 6000
a                                                                                   6001

```

```

<210> SEQ ID NO 10
<211> LENGTH: 1336
<212> TYPE: DNA
<213> ORGANISM: Homo sapiens
<220> FEATURE:
<223> OTHER INFORMATION: SFN glucocorticoid receptor-responsive gene

```

```

<400> SEQUENCE: 10

```

```

gagagacaca gagtccggca ttggtccag gcagcagtta gcccgccgc cgctgtgtg 60
tccccagagc catggagaga gccagtctga tccagaaggc caagctggca gagcaggccg 120
aacgctatga ggacatggca gccttcatga aaggcgcctt ggagaagggc gaggagctct 180
cctcgcaaga gcgaaacctg ctctcagtag cctataagaa cgtgggtggc gccagaggg 240
ctgcctggag ggtgctgtcc agtattgagc agaaaagcaa cgaggagggc tcggaggaga 300
aggggcccga ggtgcgtgag taccgggaga aggtggagac tgagctccag ggcgtgtgcg 360
acaccgtgct gggcctgctg gacagccacc tcatcaagga ggcgggggac gccgagagcc 420
gggtcttcta cctgaagatg aagggtgact actaccgcta cctggccgag gtggccaccg 480
gtgacgacaa gaagcgcacg attgactcag cccggtcagc ctaccaggag gccatggaca 540
tcagcaagaa ggagatgccg cccaccaacc ccatccgctt gggcctggcc ctgaactttt 600
ccgtcttcca ctacgagatc gccaacagcc ccgaggaggc catctctctg gccaagacca 660
ctttcgacga gccatggctg gatctgcaca ccctcagcga ggactcctac aaagacagca 720
ccctcatcat gcagctgctg cgagacaacc tgacactgtg gacggccgac aacgccgggg 780
aagagggggg cgaggctccc caggagcccc agagctgagt gttgcccgc accgccccgc 840
cctgccccct ccagtecccc accctgccga gaggactagt atgggggtggg aggccccacc 900
cttctccccct aggcgtgttt cttgctccaa agggctccgt ggagaggggc tggcagagct 960
gaggccacct ggggctgggg atcccactct tcttcagct gttgagcgca cctaacact 1020

```

-continued

```

ggtcattgcc ccaccctgc tctccgcacc cgcttcctcc cgaccccagg accaggctac 1080
ttctcccctc ctcttgctc cctcctgccc ctgctgctc tgatcgtagg aattgaggag 1140
tgtcccgcct tgtggctgag aactggacag tggcaggggc tggagatggg tgtgtgtgtg 1200
tgtgtgtgtg tgtgtgtgtg tgtgcgcgag cgccagtgca agaccgagat tgagggaaag 1260
catgtctgct ggggtgtgacc atgtttcctc tcaataaagt tcccctgtga cactcaaaaa 1320
aaaaaaaaaa aaaaaa 1336

```

<210> SEQ ID NO 11

<211> LENGTH: 2240

<212> TYPE: DNA

<213> ORGANISM: Homo sapiens

<220> FEATURE:

<223> OTHER INFORMATION: LAPTM5 glucocorticoid receptor-responsive gene

<400> SEQUENCE: 11

```

ggagggcagc cagcagcttc cccttctctg cctgctcca ggcaccaggc tctttcccct 60
tcagtgtctc agaggagggg acggcagcac catggacccc cgcttgctca ctgtccgcc 120
gacctgctgc tgcttcaatg tccgcacgc aaccaccgcc ctggccatct accatgtgat 180
catgagcgtc ttgttttca tcgagcactc agtagagggtg gcccatggca aggcgtctctg 240
caagctctcc cagatgggct acctcaggat cgctgacctg atctccagct tctgtctcat 300
caccatgctc ttcacatca gcctgagcct actgatcggc gtagtcaaga accgggagaa 360
gtacctgctg cccttctctg cctgcaaat catggactat ctctgtgccc tgctcaccct 420
gctgggctcc tacattgagc tgcccgccta cctcaagttg gcctcccgga gccgtgctag 480
ctctccaag tccccctga tgacgtgca gctgctggac ttctgcctga gcatcctgac 540
cctctgcagc tctacatgg aagtgcacc acatctcaac ttcaagtcca tgaaccacat 600
gaattaccte cccagccagg aggatatgcc tcataaccag ttcacatcaaga tgatgatcat 660
cttttccatc gccttcatca ctgtccttat cttcaaggtc tacatgttca agtgctgtg 720
gctgtgtctc agattgatca agtgcatgaa ctcggtggag gagaagagaa actccaagat 780
gctccagaag gtggtctctc cgctctcaga ggaagccctg tctttgccat cgaagacccc 840
agaggggggc ccagcaccac cccatactc agaggtgtga ccctcgcag gccccagccc 900
cagtgtctgg aggggtggag ctgcctcata atctgctttt ttgctttggt ggcccctgtg 960
gctgggtggg gccctcccgc cctcctctgg caggacaatc tgettgtgct tccctcgtg 1020
gcctgctcct cctgcagggc ctgtgagctg ctcaactg ggtcaacgct ttaggtgag 1080
tcactcctcg ggtctctcca taattcagcc caacaatgct tggtttattt caatcagctc 1140
tgacacttgt ttagacgatt ggccattcta aagttggtga gtttgtcaag caactatcga 1200
cttgatcagt tcagccaagc aactgacaaa tcaaaaacc acttgtcagt tcagtaaaat 1260
aatttggtca aacaacagtc tattgcatg atttataat agttgtcagt tcacatagca 1320
atttaataca gtaatcatta attagttacc cctatatat aaatatatgt aatcaatttc 1380
ttcaaatagc ttgcttcat gataatcaat tagccaacca tgagtcattt agaatagtga 1440
taaatagaat acacagaata gtgatgaaat tcaatttaa aaatcacgtt agcctccaaa 1500
ccatttaatt caaatgaacc catcaactgg atgccaactc tggcgaatgt aggacctctg 1560
agtggctgta taattgtaa ttcaaatgaa attcatttaa acagttgaca aactgtcatt 1620

```

-continued

```

caacaattag ctccagggaaa taacagttat ttcatacataa aacagtccct tcaaacacac 1680
aattgttctg ctgaagaggt gtcatcaaca atccaatget cacctattca gttgctctgt 1740
ggtcagtgty gctgcataac agtggattcc atgaaaggag tcattttagt gatgagctgc 1800
cagtccattc ccaggccagg ctgtcgctgg ccatccattc agtcgattca gtcataggcg 1860
aatctgttct gcccagggtc tgtggtaag caaaaattca gccctgaaat caggcacatc 1920
tgttcgttgg actaaaccca caggttagtt cagtcaaagc aggcaacccc cttgtgggca 1980
ctgaccctgc cactggggtc atggcggttg tggcagctgg ggaggtttgg ccccaacagc 2040
cctcctgtgc ctgcttcctt gtgtgtcggg gtccctcagg gagctgacc agagggtggag 2100
gccacggagg cagggctctt ggggactgtc ggggggtaca gagggagaag gctctgcaag 2160
agctccctgg caatacccc ttgtgtaatt gctttgtgtg cgacaggggag gaagtttcaa 2220
taaagcagca acaagcttct 2240

```

<210> SEQ ID NO 12

<211> LENGTH: 3039

<212> TYPE: DNA

<213> ORGANISM: Homo sapiens

<220> FEATURE:

<223> OTHER INFORMATION: GPSM2 glucocorticoid receptor-responsive gene

<400> SEQUENCE: 12

```

aggcgcagag gagggcggtg ttgagaccgg cggagcggcg ggaccctag gtggcggagg 60
gacgctccgg gaaagcgagg ggcgtacga gctctggccc acgtgacctg ccggggggcg 120
gagcaggggg cgcgcggccc tctcggtg cccctgcctt ggggaggggc cgtgaccacc 180
cgtctgtcgc ccgagggcgc cgcctgtgca ccttcaccgc gtaccggga cccgcccgcc 240
cgcgggagaa atgttctgta agtgtgctg aaagggccag agatgcaagg atttgggata 300
cattttgaac ctttaagctg tctgacattg acctccttcc attattaata aagaagaatc 360
aggagcttag gatgtattaa caccaactca ttaataact aaccggacaa tgttctacaa 420
acaattctac attgtaaaag actggattgg cacaaaataa aataatttta ttttattcag 480
cttataatat gactcgatgg aggaaaattt gataagcatg agagaagacc attcctttca 540
tgttcgttac agaatggaag cttcttgctt agagctggcc ttggaagggg aacgtctatg 600
taaatcagga gactgcggcg ctggcgtgtc attccttgaa gctgcagttc aagttggaac 660
tgaagaccta aaaacactta gcgctattta cagccagttg ggcaatgctt atttctattt 720
gcatgattat gccaaagcat tagaatatca ccatcatgat ttaacccttg caaggactat 780
tggagaccag ctggggggaag cgaaagctag tggtaactctg ggaaacacct taaaagttct 840
tgggaatttt gacgaagcca tagtttggg tcagcgacac ctagatattt ccagagagct 900
taatgacaag gtgggagaag caagagcact ttacaatctt gggaatgtgt atcatgccaa 960
agggaaaagt tttggttgc ctggtcccca ggatgtagga gaatttccag aagaagtgag 1020
agatgctctg caggcagccc tggattttta tgaggaaaac ctatcattag tgactgcttt 1080
gggtgaccga ggggcacaag gacgtgcctt tggaaatctt ggaaacacac attacctcct 1140
tggcaacttc agggatgcag ttatagctca tgagcagcgt ctccttattg caaaagaatt 1200
tggagataaa gcagctgaaa gaagagcata tagcaacctt ggaaatgcat atatatttct 1260
tgttgaattt gaaactgcct cggaatacta caagaagaca ctactgttgg cccgacagct 1320

```

-continued

```

taaagaccga gctgtagaag cacagtcttg ttacagtctt ggaaatacat atactttact 1380
tcaagactat gaaaaggcca ttgattatca tctgaagcac ttagcaattg ctcaagagct 1440
gaatgataga attggtagaag gaagagcatg ttggagctta ggaaatgcat acacagcact 1500
aggaaatcat gatcaagcaa tgcattttgc tgaagagcac ttggaaattt caagagaggt 1560
tggggataaa agtggtagaac taacagcacg acttaatctc tcagaccttc aaatggttct 1620
tggctctgagc tacagcacia ataactccat aatgtctgaa aatactgaaa ttgatagcag 1680
tttgaatggt gtacgcccc agttgggacg cggcatagat atggaaaata tggaaacttat 1740
gaagttaaca ccagaaaagg tacagaactg gaacagtgaa attcttgcta agcaaaaacc 1800
tcttatgtcc aaaccttctg caaagctact ctttgtcaac agactgaagg ggaaaaaata 1860
caaaacgaat tcctccacta aagttctcca agatgccagt aattctattg accaccgaat 1920
tccaaattct cagaggaaaa tcagtgacaga tactattgga gatgaagggt tctttgactt 1980
attaagccga tttcaagca ataggatgga tgatcagaga tgttgcttac aagaaaagaa 2040
ctgccataca gcttcaacaa caactctctc cactccccct aaaatgatgc taaaaacatc 2100
atctgttctc gtggatccc ccaacacgga tgagttttta gatcttcttg ccagctcaca 2160
gagtcgacct ctggatgacc agagggctag tttcagtaat ttgccagggc ttcgtctaac 2220
acaaaacagc cagtcggtac ttagccacct gatgactaat gacaacaaag aggctgatga 2280
agatttcttt gacatccttg taaaatgtca aggatccaga ttagatgac aaagatgtgc 2340
tccaccacct gctaccacia agggctccgac agtaccagat gaagactttt tcagccttat 2400
tttaccgtcc cagggaaaga gaatggatga acagagagtt cttttacaaa gagatcaaaa 2460
cagagacact gactttgggc taaaggactt tttgcaaaat aatgctttgt tggagttaa 2520
aaatcaggg aaaaaatcgg cagaccatta gttactatgg atttatttt tttccttca 2580
aacacggtaa ggaaacaatc tattactttt ttccttaaaa ggagaattta tagcactgta 2640
atacagctta aaatattttt agaatgatgt aaatagttta ccttcagtag tctattaagg 2700
cattaatact tctctggaca tgcgcgtttg aggggtggagg ggtcctgtaa ggtgcttcat 2760
cgtctgtgat tactgcttg gatgtgttct ttggcagctt gtgagattac tttacctagt 2820
gtttataaag taggaagtta agtgaatcat agattagaat ttaatactct tatggaata 2880
attttttaac atcttaattg acaatggcgt ttttttatac ataaccatgg atgtagtggg 2940
aaacaatggt gtttggtaaa aataatgtac ttgatcaatg taaaaaagta tataaaatag 3000
tcttactaaa aatctagggt ttttttctc ccaaaaaa 3039

```

<210> SEQ ID NO 13

<211> LENGTH: 7018

<212> TYPE: DNA

<213> ORGANISM: Homo sapiens

<220> FEATURE:

<223> OTHER INFORMATION: SORT1 glucocorticoid receptor-responsive gene

<400> SEQUENCE: 13

```

ggggggcgcg cggggggcca ggtgtcggcg tcggcggcat tcggcggcga tggagcggcc 60
ctggggagct gcggaaggcc tctcgctg gccccatggc ctgggctctc tctctctct 120
gcagctgctg ccgctgctga ccctcagcca ggaccggctg gacgcggcgc cgcgccccgc 180
tgccgctgct ccgctgctgt ctggccccat cggggtgagc tgggggctgc gggcggcgc 240

```

-continued

agcggggggc gcgtttcccc gcgggggcgc ttggcgtcgc agcgcgcgg gcgaggacga	300
ggagtgcggc cgggtccggg acttcgtcgc caagctggcc aacaacacgc accagcatgt	360
gtttgatgat ctacagggct cagtatcctt gtcctggggt ggagatagca ctggggtcac	420
tctagtcttg actaccttcc atgtaccact ggtaattatg acttttgac agtccaagct	480
atatcgaagt gaggattatg ggaagaactt taaggatatt acagatctca tcaataacac	540
ctttattcgg actgaatttg gcatggctat tggctcctgag aactctggaa aggtggtgtt	600
aacagcagag gtgtctggag gaagtcgtgg aggaagaatc ttcagatcat cagattttgc	660
gaagaatttt gtgcaaacag atctccttt tcatcctctc actcagatga tgtatagccc	720
tcagaattct gattatcttt tagctctcag cactgaaaat ggctctggg tgtccaagaa	780
ttttggggga aatgggaag aatccacaa agcagtatgt ttggccaaat ggggatcaga	840
caacaccatc ttctttacaa cctatgcaaa tggctcctgc aaagctgacc ttggggctct	900
ggaattatgg agaacttcag acttgggaaa aagcttcaaa actattggtg tgaaaatcta	960
ctcatttggc cttgggggac gtttcctttt tgctctgtg atggctgata aggataccac	1020
aagaaggatc cacgtttcaa cagatcaagg ggacacatgg agcatggccc agctccctc	1080
cgtgggacag gaacagttct attctattct ggcagcaaat gatgacatgg tattcatgca	1140
tgtagatgaa cctggagaca ctgggtttgg cacaatcttt acctcagatg atcgaggcat	1200
tgtctattcc aagtctttgg accgacatct ctacactacc acagggcgag agacggactt	1260
taccaacgty acctccctcc gcgcgctcta cataacaagc gtgctctccg aagataattc	1320
tatccagacc atgatcactt ttgaccaagg aggaagggtg acgcacctga ggaagcctga	1380
aaacagtgaa tgtgatgcta cagcaaaaa caagaatgag tgcagccttc atattcatgc	1440
ttctacagc atctcccaga aactgaatgt tccaatggcc ccactctcag agccgaatgc	1500
cgtaggcatt gtcattgctc atggtagcgt gggggatgcc atctcagtga tggttccaga	1560
tgtgtacatc tcagatgatg ggggttactc ctggacaaag atgctggaag gaccccacta	1620
ttacaccatc ctggattctg gaggcacatc tgtggccatt gagcacagca gccgtcctat	1680
caatgtgatt aagtcttcca cagacgaagg tcaatgctgg caaacctaca cgttcaccag	1740
ggaccccatc tatttactg gcctagcttc agaacctgga gctaggcca tgaatatcag	1800
catttggggc ttcacagaat ctttctgac cagccagtgg gtctcctaca ccattgattt	1860
taaagatate cttgaaagga actgtgaaga gaaggactat accatatggc tggcacactc	1920
cacagaccct gaagattatg aagatggctg cattttgggc tacaagaac agtttctgcg	1980
gctacgcaag tcatccgtgt gtcagaatgg tcgagactat gttgtgacca agcagcctc	2040
catctgcctc tgttccctgg aggactttct ctgtgatttt ggctactacc gtccagaaaa	2100
tgactccaag tgttggaac agccagaact gaaggccac gacctggagt tttgtctgta	2160
cggaagagaa gaacacctaa caacaaatgg gtaccgaaa attccagggg acaaatgcca	2220
gggtggggta aatccagttc gagaagtaaa agacttgaaa aagaaatgca caagcaactt	2280
tttgagtccg gaaaaacaga attccaagtc aaattctggt ccaattatcc tggccatcgt	2340
gggattgatg ctggteacag tcgtagcagg agtgcctcatt gtgaagaaat atgtctgtgg	2400
gggaagggtc ctggteacat gatactctgt gctgcagcag catgcagagg ccaatggtgt	2460
ggatggtgtg gatgctttgg acacagcctc ccacactaat aaaagtgtgt atcatgatga	2520

-continued

ctcagatgag gacctcttgg aatagctctt cagaggagct ggaccacagca tggatggtgg	2580
aaccacagta cctcttacac tccctgtggc tocaacttca ggaataaat ttccattgc	2640
gagggaccca gctctgttcc tgctgcttcc atcaaagcca aaaggaccta cactaaagaa	2700
atgcagggtg ggggtgggga accctgagca cttttttaca attggctctg agaaaaagg	2760
agacatttta aattctttaa cttcttattt ctctgctctg ctctttgcaa agtatgggct	2820
ttttgtttt tgttttttaa gggaaacgaa atggaattcg aaggacatt ttcactaac	2880
ccactctctg gtgttctgca tggcgctgc cccagggcat ctgccaaactc cagtatcagc	2940
tctcacagtg tacttggtac catccctggg ctctgctggc gagacgaaac agctgtagag	3000
atgaaaacag gctgcagagg ctggcacagc ctggccggct tttctccatc tggggacagt	3060
cctactccaa gaactctgca caccagctcc tcacacagat cccacttact ctttttttt	3120
tttctagaga ccacagacca cagtatttt tcttttccct tgtttaatta ggcaataccc	3180
ttgttaattg ccttttggca actaacttaa ccatgtgctt cccacacagt acatcaggaa	3240
aacttacagg gcaatatttt taacttgggg caggaagaag ggagcagcag agaattgact	3300
agatatagca cctattaaaa gagaactctt gcttctctg agatttttca agctgtgctt	3360
tgtgtgtgtg ccagtagact tacgcaagga caggttaca acttagctgg aagtctgccc	3420
aggctgaatg atctcttccc tagagtgtat tgtcgggtac acagtgtgaa cccccgaaga	3480
cggaacctca cagtcttcca tgttccctc ttaactgtcg tgtggctcgt tgctaaatca	3540
tgacaatggc tgctatctg ctgcttctta ggtgctggt gtacatggaa ccaggactag	3600
agatttttcc agatttatag acttaaaaaa ttagaatttt attaccaggc tttcttctc	3660
acccttttt tctgactttg ccaagtaatt tgttgacacg aaaattttgg aggaaccaat	3720
tgaaaacaca cttccagtct agatgatgct ttgtgtgata cattaagtcc ttattttgga	3780
ttaaaagaag ttttccattt gatacttctc taaattaaat aaattataga atgtagtgg	3840
gtggattttg ggggtggccat atagtaatgg aaagctgcaa taattagttt taatacagct	3900
tgaatatttg ctatatagaa atatagtatg gaaagttttt ggtcttaatg tagctactgt	3960
gcggtcaca gtttctccca atgattatga ctgggacatt ctttggtaga taccatttgc	4020
tactagttta ttttgtggct agaaagtcag ttttgtgtgt ttttttttt ttttatttga	4080
agtgcctaat taactttagt cagaatgtga gcagatggct aagtctctc ctccccagaa	4140
tggattaaca gctgcgtgga aagtggggga gagagtggat ggagactttt agagatgtta	4200
aaactgcagt agaatgaaat gagtacagga gcttcagtta gaaaataaag ttgaggcagt	4260
ttttgtgaag ataataatgt tagggctgga gtgcactagt ctttttgctt attcattttg	4320
catggtttta aaattaaaa taattccgaa gatacaccag ctcacaaatg aaaacgtcag	4380
cctctgcccc accctccctc ctgccccaaag tgaatttggg actcagaaaa gaactgttta	4440
taccaactcac ctttctccca gcatgtaact actgtgggca gatgcaccaa tacatggtaa	4500
tcctcttact cattttaaga cgtaggaaac tcaatattct tctctaacca tatacgatag	4560
ggctcttctg ttttaatgat atctgggatt tctgtggaac ttggcaaat ttcagagcac	4620
cttcaactcac ataatgtcat ttgaaactca caatgttctt gggatggagt cagtgttca	4680
gggtccccgt gtgtgtgata agcagtctg gctggctgtc ttcagaactc ttggaaatct	4740
ttacacatgc gagtgtctaac cactttgagc aaggctgcct tctttagat gacttgctgt	4800

-continued

tctttatgac	agggatcagt	ggcatttggt	tcttagcagt	atttagcacc	tttttgccac	4860
cttggatgac	agaaaattgt	attttcctgt	ctttcatggc	tgaaaacaaa	agtaatggga	4920
attttaaata	cgtttgacga	aactgcccct	cccctcattg	agggtcactg	ctcaagagtg	4980
caggagtgga	ctctccactg	atgggtctcc	ctccccatcc	tggtttccac	cccgggctgg	5040
ctagctctgt	tggtttgaag	actgacagcc	agcctggctc	attctcatta	ttggctagtt	5100
agctttcttt	atcaacctgc	tcactcacia	atgtgtgccc	tcagccagag	agtaagaaag	5160
cccaaatctg	ttacagcttc	taaaaaata	gatttcta	ttgtcctact	catgtagga	5220
gcattatctt	tgaaggtaaa	acatagtgtg	tcattgtgta	aactcccagg	cttgatgtag	5280
cagaagagat	catttctgga	ggcttcagca	atggaattta	gcattataag	agagattgga	5340
caaaccagtc	caaagtggtc	cgagttctta	aatccaggta	gggaaactac	tcttctttct	5400
tctctggacc	taattgggca	ttgggcttta	gtgagaccac	agaccaggcc	cgtctctcct	5460
gtaggctttt	aattcaatgg	caactctatt	tcaaagaata	aaagcctttg	gagagtggcg	5520
gcagttctgg	gggggggctc	aggagagtcc	atagatcagc	cgtaactgga	acgtagaatc	5580
tacgtctgcc	tctgaatgga	cttcccacct	cctctctctt	gctctgatgc	ttgctctgg	5640
gcctctccat	gcccagggtg	gtctttcatc	cttgacaggc	tggtaatgtg	ctggccacct	5700
ccagctcctg	catcgagtct	gtaaaccaga	gctggttctc	atggccttcg	tcacgatacc	5760
aggatacggg	ggggagccca	gggcatcca	taccacccc	agggtaacgg	ggctggcctg	5820
gcattagtca	ttatttagtt	tccaggccaa	ccatccagat	agagattccc	tctttccttt	5880
gagcagtgtc	ctcaagagct	ccgtgctgtg	ccacaatgac	ctagagtgca	tctgtctcat	5940
tgctcagtga	gcccctcgcc	cctatattca	tccaggatac	ttggaagtgc	taaaatagga	6000
agggattcgg	ctttcaactt	tgctaccatc	ttccctgaag	caggaaaatg	aacatggact	6060
taaatgttct	ttgaaaaaac	caaagtttta	agatttgctg	tgtgatgaag	tgacagggag	6120
ggccggagtc	agcaggtgcc	agactttctg	ttctgtctgc	catgggtttg	tccagctcag	6180
gtagctctag	gagcaccatc	ctgccttagc	agagcccagg	ccttgccctc	atgaagcatc	6240
attgaaatag	caggagcatg	ttgatttctt	ggtaggttg	cattataata	acaagagtca	6300
gaacattaat	tcgaaacaac	ttgcagtatg	catttcttca	caccagtaca	ttcttaagtg	6360
tacttgttta	taaggaataa	cataaactaa	tctgtacctt	tatatatag	tgtgtgtaca	6420
tatatacata	tataaactgt	atagtgtaca	tggtaatgat	ttattgctat	gcccagatc	6480
cttaatgtag	ttctcatcct	ccgcatgccc	tcagccacia	gcggtgact	gactgttccc	6540
tgatgatttg	gcccacctcc	tgtgtttgga	cctctagggg	ggagggtttt	ggtcactctc	6600
tccttatcct	cgtgcacaga	aatgctcagg	gtccccatgt	gcctgttgtt	cagccctctc	6660
tcttgttccc	tttctgagca	tgtggtcctt	cccaggctg	tgggacagct	gccttcccac	6720
gaaagtgtaa	agcagtatta	agatcattac	tgcattgtcc	ctaaaaacc	aagttttcta	6780
ttcccttagg	acagaaaatt	gcatgtgagg	tgggataatc	gagtttcagt	gaccacgctc	6840
agttacacat	taaagccaga	ccccatgata	aaattccaca	aaatggaaat	aaaactcaaa	6900
tttctttage	attgtgtaaa	taaatctgaa	tgtgtttaac	tttgtactgg	taattttctg	6960
tatatttgga	atatttgggt	taaaaaataa	acagactgga	ctttgttacc	tgacctac	7018

-continued

```

<210> SEQ ID NO 14
<211> LENGTH: 1749
<212> TYPE: DNA
<213> ORGANISM: Homo sapiens
<220> FEATURE:
<223> OTHER INFORMATION: DPT glucocorticoid receptor-responsive gene

<400> SEQUENCE: 14

gtgacattgt ttgccaaaat cccaggcagc atggacctca gtcttctctg ggtacttctg    60
ccoctagtca ccatggcctg gggccagtat ggcgattatg gatacccata ccagcagtat    120
catgactaca gcgatgatgg gtgggtgaat ttgaaccggc aagccttcag ctaccagtgt    180
ccccaggggc aggtgatagt ggccgtgagg agcatcttca gcaagaagga aggttctgac    240
agacaatgga actacgcctg catgcccacg ccacagagcc tcggggaacc cacggagtgc    300
tgggtgggag agatcaacag ggctggcatg gaatggtacc agacgtgctc caacaatggg    360
ctggtggcag gattccagag ccgctacttc gagtcagtgc tggatcggga gtggcagttt    420
tactgtgtgc gctacagcaa gaggtgccca tattcctgct ggctaacaac agaatatcca    480
ggtcactatg gtgaggaaat ggacatgatt tcctacaatt atgattacta tatccgagga    540
gcaacaacca ctttctctgc agtggaaagg gatcgccagt ggaagtcat aatgtgccgg    600
atgactgaat acgactgtga atttgcaaat gtttagattt gccacatacc aaatctgggt    660
gaaaggaaag gggccgggga caggagggtg tccacatatg ttaacatcag ttggatctcc    720
tatagaagtt tctgctgctc tctttccttc tccctgagct ggtaactgca atgccaaact    780
cctgggcctt tctgactagt atcacacttc taataaaatc cacaattaa ccatgtttct    840
cacttttcac atgtttcata gcaactgctt tataatgactg atgatggctt ccttgcacac    900
cacatataca gtgcgcatgc ttacagccgg gcttctggag caccagctgc agcctggcta    960
ctgcttttta ctgcagaatg aactgcaagt tcagcatagt ggaggggaga ggcagaactg   1020
gaggagaggt gcagtgaagg ttctctacag ctaagcctgt ttgaatgata cgtaggttcc   1080
ccacaaaag caggctttct gccctgaggg acatcttccc actcccctgc tccacatgag   1140
ccatgcatgc ttagcaatcc aagtgcagag ctctttgctc caggagtgag gagactggga   1200
ggtgaaatgg ggaatggaa gggtttgag gcagagctga aaacaggggt ggaaggattt   1260
cctgaattag aagacaaacg ttagcatacc cagtaaggaa aatgagtgc ggggccaggg   1320
gaaccctgta ggatcactct caaatgagat taaaaacaag gaagcagaga atggtcagag   1380
aatgggatte agattgggaa cttgtgggga tgagagtgac caggttgaac tgggaagtgg   1440
aaaaaggagt ttgagtcact ggcacctaga agcctgcccc cgattcctag gaaggctggc   1500
agacaccctg gaaccctggg gagctactgg caaactctcc tggattgggc ctgatttttt   1560
tgggtgggaaa ggctgcctg gggatcaact ttccttctgt gtgtggctca ggagttcttc   1620
tgcagagatg gcgctatctt tcctcctcct gtgatgtcct gctcccaacc attgtactc   1680
ttcattacaa aagaaataaa aatattaacg ttcactatgc tgaataaaa aaaaaaaaaa   1740
aaaaaaaaaa                                     1749

```

```

<210> SEQ ID NO 15
<211> LENGTH: 2478
<212> TYPE: DNA
<213> ORGANISM: Homo sapiens
<220> FEATURE:
<223> OTHER INFORMATION: NRP1 glucocorticoid receptor-responsive gene

```


-continued

<400> SEQUENCE: 15

```

gcagttggtg aaactcctct gtctcccgct catcttttca ttgctcgttc cctccttcc 60
cgcagacacc cggacctccc ctggcgccca gctccgcggc tccaacgggt ccagaaacaa 120
gccgattttt ttttttttct tectggaat tggttttggg gtgtgttgc ctacctcct 180
cctccccctc ccaccacag ccccccccg gcttttttt ttttttttt ttttttgag 240
acatggcccc gccagtggct cctggaagag gaacaagtgt gggaaaagg agaggaagcc 300
ggagctaaat gacaggatgc aggcgacttg agacacaaaa agagaagcgt tectctcgga 360
tccaggcatt gcctcgtcgc tttcttttct ccaagacggg ctgaggattg tacagctcta 420
ggcggagtgt gggctcttcg gatcgcctag attctcctct ttgctgcatt tccccccacg 480
tctcgttct cccgcgtctg cctgcggacc cggagaaggg agaatggaga gggggctgcc 540
gctcctctgc gccgtgctcg ccctcgtcct cgccccggcc ggcgcttttc gcaacgataa 600
atgtggcgat actataaaaa ttgaaagccc cgggtacctt acatctctcg gttatcctca 660
ttcttatcac ccaagtgaaa aatgcgaatg gctgattcag gctccggacc cataccagag 720
aattatgata aacttcaacc ctcacttcga tttggaggac agagactgca agtatgacta 780
cgtggaagtc ttcgattggag aaaatgaaaa tggacatttt aggggaaagt tctgtggaaa 840
gatagccctt cctcctgttg tgtcttcagg gccatttctt tttatcaaat ttgtctctga 900
ctacgaaaca catggtgcag gattttccat acgttatgaa attttcaaga gaggtcctga 960
atgttcccag aactacacaa cacctagtgg agtgataaag tcccccgat tcctgaaaa 1020
atatcccaac agccttgaat gcacttatat tgtctttgcg ccaaatgatg cagagattat 1080
cctggaattt gaaagctttg acctggagcc tgactcaaat cctccagggg ggatgttctg 1140
tcgctacgac cggctagaaa tctgggatgg attccctgat gttggcctc acattgggag 1200
ttactgtgga cagaaaaaac caggtogaat ccgatcctca tcgggcattc tctccatggt 1260
tttttacacc gacagcgcga tagcaaaaga aggttttca gcaaaactaca gtgtcttgca 1320
gagcagtgtc tcagaagatt tcaaatgtat ggaagctctg ggcattggaat caggagaaat 1380
tcattctgac cagatcacag cttcttccca gtatagcacc aactggctctg cagagcgtc 1440
ccgctgaac taccctgaga atgggtggac tcccggagag gattcctacc gagagtggat 1500
acaggtagac ttgggccttc tgcgctttgt cacggctgtc gggacacagg gcgccatttc 1560
aaaagaaacc aagaagaaat attatgtcaa gacttacaag atcgacgtta gctccaacgg 1620
ggaagactgg atcaccataa aagaaggaaa caaacctgtt ctctttcagg gaaacaccaa 1680
ccccacagat gttgtgggtg cagtattccc caaacctctg ataactcgat ttgtccgaat 1740
caagcctgca acttgggaaa ctggcatatc tatgagattt gaagtatacg gttgcaagat 1800
aacagattat ccttgcctct gaatgttggg tatggtgtct ggacttattt ctgactccca 1860
gatcacatca tccaaccaag gggacagaaa ctggatgcct gaaaacatcc gcctggtaac 1920
cagtcgctct ggctgggcac ttccaccgac acctcattcc tacatcaatg agtggctcca 1980
aatagacctg ggggaggaga agatcgtgag gggcatcatc attcagggtg ggaagcaccg 2040
agagaacaag gtgttcata ggaagttaa gatcgggtac agcaacaacg gctcggactg 2100
gaagatgata atggatgaca gcaaacgcaa ggcaagtct tttgagggca acaacaacta 2160
tgatacacct gagctgcgga cttttccagc tctctccagc cgattcatca ggatctacc 2220

```

-continued

cgagagagcc actcatggcg gactggggct cagaatggag ctgctgggct gtgaagtgga	2280
agccoctaca gctggaccga ccaactccaa cgggaacttg gtggatgaat gtgatgacga	2340
ccaggccaac tgccacagtg gaacaggtda tgacttccag ctcacagggtg gcaccactgt	2400
gctggccaca gaaaagccca cggatcataga cagcaccata caatcaggta tcaataaaaa	2460
tacgaaatgt gacagatt	2478

<210> SEQ ID NO 16

<211> LENGTH: 3372

<212> TYPE: DNA

<213> ORGANISM: Homo sapiens

<220> FEATURE:

<223> OTHER INFORMATION: ACSL5 glucocorticoid receptor-responsive gene

<400> SEQUENCE: 16

taaaaccagg aagtgaagtc cccgagcacg ttagaaagcc tgacatggcc tgactcggga	60
cagctcagag cagggcagaa ctggggacac tctgggcccgg ccttctgect gcatggacgc	120
tctgaagcca ccctgtctct ggaggaacca cgagcagagg aagaaggaca gggactcgtg	180
tggcaggaag aactcagagc cgggaagccc ccattcacta gaagcactga gagatgcggc	240
cccctcgcag ggtctgaatt tctgtctgct gttcacaag atgcttttta tctttaactt	300
tttgttttcc ccaactccga ccccgcggtt gatctgcatc ctgacatttg gagctgccat	360
cttctgtggt ctgatcacca gacctcaacc cgtcttacct cttcttgacc tgaacaatca	420
gtctgtggga attgagggag gagcacggaa gggggtttcc cagaagaaca atgacctaac	480
aagttgtctc ttctcagatg ccaagactat gtatgaggtt ttccaaagag gactcgtctg	540
gtctgacaat gggccctgct tgggatatag aaaaccaaac cagccctaca gatggctatc	600
ttacaaaacag gtgtctgata gagcagagta cctgggttcc tgtctcttgc ataaaggtta	660
taaatcatca ccagaccagt ttgtcggcat ctttctcag aataggccag agtggatcat	720
ctccgaattg gcttgttaca cgtactctat ggtagctgta cctctgtatg acacctggg	780
accagaagcc atcgtacata ttgtcaacaa ggctgatac gccatggtga tctgtgacac	840
acccccaaaag gcattggtgc tgatagggaa tgtagagaaa ggcttcaccc cgagcctgaa	900
ggtgatcatc cttatggacc ccttctgatg tgacctgaag caaagagggg agaagagtgg	960
aattgagatc ttatccctat atgatgctga gaacctaggc aaagagcact tcagaaaacc	1020
tgtgcctcct agcccagaag acctgagcgt catctgcttc accagtggga ccacaggtda	1080
ccccaaagga gccatgataa cccatcaaaa tattgtttca aatgctgctg cctttctcaa	1140
atgtgtggag catgcttatg agcccactcc tgatgatgty gccatattct acctccctct	1200
ggctcatatg tttgagagga ttgtacagcc tgtgtgttac agctgtggag ccagagttgg	1260
attcttccaa ggggatattc ggttctgtgc tgacgacatg aagactttga agcccacatt	1320
gtttcccgcg gtgcctcgac tccttaacag gatctacgat aaggtacaaa atgaggccaa	1380
gacacccttg aagaagtctt tgttgaagct ggctgtttcc agtaaatca aagagcttca	1440
aaaggtatc atcaggcatg atagtttctg ggacaagctc atctttgcaa agatccagga	1500
cagcctgggc ggaaggggtc gtgtaattgt cactggagct gccccatgt ccaactcagt	1560
catgacatc ttccgggcag caatgggatg tcagggtgat gaagcttatg gtcaaacaga	1620
atgcacaggt ggctgtacat ttacattacc tggggactgg acatcaggtc acgttgggg	1680

-continued

```

gccctggct tgcattacg tgaagctgga agatgtggct gacatgaact actttacagt 1740
gaataatgaa ggagaggtct gcatcaaggg tacaacgtg ttcaaaggat acctgaagga 1800
ccctgagaag acacaggaag ccctggacag tgatggctgg cttcacacag gagacattgg 1860
tcgctggctc ccgaatggaa ctctgaagat catcgaccgt aaaaagaaca ttttcaagct 1920
ggcccaagga gaatacattg caccagagaa gatagaaaat atctacaaca ggagtcaacc 1980
agtgttacia atttttgtac acggggagag cttacgggtca tccttagtag gagtgggtgt 2040
tcttgacaca gatgtacttc cctcatttgc agccaagctt ggggtgaagg gctcctttga 2100
ggaaactgtgc caaaaccaag ttgtaagga agccatttta gaagacttgc agaaaattgg 2160
gaaagaaagt ggccctaaaa cttttgaaca ggtcaaagcc atttttcttc atccagagcc 2220
attttccatt gaaaatgggc tcttgacacc aacattgaaa gcaaagcgag gagagctttc 2280
caaatacttt cggaccctaaa ttgacagcct gtatgagcac atccaggatt aggataaggt 2340
acttaagtac ctgcccggccc actgtgcact gcttgtgaga aaatggatta aaaactattc 2400
ttacatttgt tttgccttcc ctctatttt tttttaacct gttaaactct aaagccatag 2460
cttttgtttt atattgagac atataatgtg taaacttagt tcccaataa atcaatcctg 2520
tctttcccat cttcgatgtt gctaataata aggcctcagg gctactttta tcaacatgcc 2580
tgtcttcaag atcccagttt atgttctgtg tcttctctca tgatttccaa ccttaatact 2640
attagtaacc acaagttcaa gggctaaaag gaccctctgt gccttcttct ttgtttgtg 2700
ataaacataa cttgcccaaca gtctctatgc ttatttcat cttctactgt tcaaaactaag 2760
agatttttaa attctgaaaa actgcttaca attcatgttt tctagccact ccacaaacca 2820
ctaaaatttt agtttttagc tatcactcat gtcaatcata tctatgagac aaatgtctcc 2880
gatgtctctc tcgctaaatt aaattgtgta ctgaaggaa aagtttgatc ataccaaaca 2940
tttctctaac tctctagtta gatatctgac ttgggagtat taaaaattgg gtctatgaca 3000
tattgtccaa aaggaatgct gttcttaaag cattatttac agtaggaact ggggagtaaa 3060
tctgttccct acagtttget gctgagctgg aagctgtggg ggaaggagtt gacaggtggg 3120
cccagtgaac ttttccagta aatgaagcaa gcactgaata aaaacctcct gaactgggaa 3180
caaagatcta caggcaagca agatgccac acaacaggct tattttctgt gaaggaacca 3240
actgatctcc cccaccttg gattagagtt cctgctctac cttaccaca gataacacat 3300
gttgtttcta cttgtaaatg taaagtcttt aaaataaact attacagata cttaaaaaaa 3360
aaaaaaaaaa aa 3372

```

<210> SEQ ID NO 17

<211> LENGTH: 5243

<212> TYPE: DNA

<213> ORGANISM: Homo sapiens

<220> FEATURE:

<223> OTHER INFORMATION: BICR3 glucocorticoid receptor-responsive gene

<400> SEQUENCE: 17

```

agcgtgagac tcgcccctc cggcacggaa aaggccaggc gacaggtgtc gcttgaaaag 60
actgggcttg tcttctgtgg tgcattgctc gtcggcctct gggcagcagg tttacaaagg 120
aggaaaacga cttcttctag atttttttt cagtttcttc tataaatcaa aacatctcaa 180
aatggagacc taaaatcctt aaaggagatt agtctaactc cgggaggtag ttttgtgcat 240

```

-continued

gggtaaacia	attaagtatt	aactgggtgtt	ttactatcca	aagaatgcta	atthttataaa	300
catgatcgag	ttatataagg	tataccataa	tgagtttgat	tttgaatttg	atttgtggaa	360
ataaaggaaa	agtgattcta	gctggggcat	attgttaaag	catttttttc	agagttggcc	420
aggcagtctc	ctactggcac	attctoccat	tatgtagaat	agaaatagta	cctgtgtttg	480
ggaaagattt	taaaatgagt	gacagttatt	tggaacaaag	agctaataat	caatccactg	540
caaatataag	aaatgcgag	atgaaagttt	tgacacatta	aaatacttct	acagtgacaa	600
agaaaaatca	agaacaaagc	tttttgatat	gtgcaacaaa	tttagaggaa	gtaaaaagat	660
aaatgtgatg	attggccaag	aaattatcca	gttatttaca	aggccactga	tattttaaac	720
gtccaaaagt	ttgtttaaat	gggctgttac	cgctgagaat	gatgaggatg	agaatgatgg	780
ttgaaggtta	catttttaga	aatgaagaaa	cttagaaaat	taataataag	acagtgatga	840
atacaagaaa	gatttttata	acaatgtgta	aaatttttgg	ccagggaaag	gaatattgaa	900
gttagatata	attacttacc	tttgagggaa	ataattgttg	gtaatgagat	gtgatgtttc	960
tctgccacc	tggaacaaa	gcattgaagt	ctgcagttga	aaagcccaac	gtctgtgaga	1020
tccaggaaac	catgcttgca	aacctctggt	aaaaaaaaa	aaaaaaaaa	aaaaagcca	1080
cagtgaactg	cttattggtc	attgctagta	ttatcgactc	agaacctctt	tactaatggc	1140
tagtaaatca	taattgagaa	attctgaatt	ttgacaaggt	ctctgctggt	gaaatggtaa	1200
atthattatt	ttttttgtca	tgataaatc	tggttcaagg	tatgctatcc	atgaaataat	1260
ttctgaccaa	aactaaattg	atgcaatttg	attatccatc	ttagcctaca	gatggcatct	1320
ggtaactttt	gactgtttta	aaaaataaat	ccactatcag	agtagatttg	atgttggett	1380
cagaaacatt	tagaaaaaca	aaagtccaac	aatgttttca	ggaggtgata	agttgaataa	1440
ctctacaatg	ttagttcttt	gagggggaca	aaaaatttaa	aatctttgaa	aggtcttatt	1500
ttacagccat	atctaaatta	tcttaagaaa	atthtttaaca	aagggaaatga	aatatatatc	1560
atgattctgt	ttttccaaaa	gtaacctgaa	tatagcaatg	aagttcagtt	ttgttattgg	1620
tagtttgggc	agagtctctt	tttgagcac	ctgttgctca	ccataattac	agaggacatt	1680
tccatgttct	agccaagtat	actattagaa	taaaaaaact	taacattgag	ttgcttcaac	1740
agcatgaaac	tgagtccaaa	agaccaaatg	aacaacaca	ttaatctctg	attatttatt	1800
ttaaatagaa	tattttaattg	tgtaagatct	aatagtatca	ttatacttaa	gcaatcatat	1860
tctgatgatg	ctatgggaaa	taactattat	ttaattaata	ttgaaaccag	gttttaagat	1920
gtgttagcca	gtcctgttac	tagtaaatct	ctttatttgg	agagaaattt	tagattgttt	1980
tgttctcctt	attagaagga	ttgtagaaag	aaaaaaatga	ctaattggag	aaaaattggg	2040
gatatatcat	atthtactga	attcaaaaatg	tcttcagttg	taaatcttac	cattattttta	2100
cgtaacctcta	agaaataaaa	gtgcttctaa	ttaaaatag	atgtcattaa	ttatgaaata	2160
cttcttgata	acagaagttt	taaaatagcc	atcttagaat	cagtgaaata	tggtaatgta	2220
ttattttcct	cctttgagtt	aggctctgtg	ctthtttttc	ctggccacta	aatttcacaa	2280
tttccaaaaa	gcaaaataaa	catattctga	atatttttgc	tgtgaaacac	ttgacagcag	2340
agctttccac	catgaaaaga	agcttcatga	gtcacacatt	acatctttgg	gttgattgaa	2400
tgccactgaa	acattctagt	agcctggaga	agttgaccta	cctgtggaga	tgctgcccac	2460
taaaatggcat	cctgatggct	taataacacat	cactcttctg	tgaagggttt	taattttcaa	2520

-continued

cacagcttac tctgtagcat catgtttaca ttgtatgtat aaagattata caaagggtgca 2580
attgtgtatt tcttctttaa aatgtatcag tataggattt agaatctcca tgttgaaact 2640
ctaaatgcat agaaataaaa ataataaaaa atttttcatt ttggcttttc agcctagtat 2700
taaaactgat aaaagcaaag ccatgcacaa aactacctcc ctagagaaag gctagtccct 2760
tttcttcccc attcatttca ttatgaacat agtagaaaac agcatattct tatcaaattt 2820
gatgaaaagc gccaacacgt ttgaactgaa atacgacttg tcatgtgaac tgtaccgaat 2880
gtctacgtat tccacttttc ctgctggggg tctgtctca gaaaggagtc ttgctcgtgc 2940
tggtttctat tacactgggtg tgaatgacaa ggtcaaatgc ttctgtgtg gcctgatgct 3000
ggataactgg aaaagaggag acagtcctac tgaaaagcat aaaagtgt atcctagctg 3060
cagattcgtt cagagtctaa attccgtaa caacttgaa gctacctctc agcctacttt 3120
tccttcttca gtaacaaatt ccacacactc attacttccg ggtacagaaa acagtggata 3180
tttccgtggc tcttattcaa actctccatc aaatcctgta aactccagag caaatcaaga 3240
ttttctgccc ttgatgagaa gttcctacca ctgtgcaatg aataacgaaa atgccagatt 3300
acttactttt cagacatggc cattgacttt tctgtcgcca acagatctgg caaaagcagg 3360
cttttactac ataggacctg gagacagagt ggcttgcttt gcctgtgggtg gaaaattgag 3420
caattgggaa ccgaaggata atgctatgtc agaacacctg agacatttcc ccaaatgccc 3480
atztatagaa aatcagcttc aagacacttc aagatacaca gtttctaatac tgagcatgca 3540
gacacatgca gcccgtttaa aacattcctt taactggccc tctagtgttc tagttaatcc 3600
tgagcagctt gcaagtgcgg gtttttatta tgtgggtaac agtgatgatg tcaaatgctt 3660
ttgtgtgat ggtggactca ggtgttggga atctggagat gatccatggg ttcaacatgc 3720
caagtgggtt ccaaggtgtg agtactgtat aagaattaaa ggacaggagt tcatccgtca 3780
agttcaagcc agttaccctc atctacttga acagctgcta tccacatcag acagcccagg 3840
agatgaaaat gcagagtcac caattatcca ttttgaacct ggagaagacc attcagaaga 3900
tgcaatcatg atgaatactc ctgtgattaa tgctgccgtg gaaatgggct ttagtagaag 3960
cctggtaaaa cagacagttc agagaaaaat cctagcaact ggagagaatt atagactagt 4020
caatgatcct gtgtagact tactcaatgc agaagatgaa ataaggaag aggagagaga 4080
aagagcaact gaggaaaaag aatcaaatga tttattatta atccggaaga atagaatggc 4140
actttttcaa catttgactt gtgtaattcc aatcctggat agtctactaa ctgccggaat 4200
tattaatgaa caagaacatg atgttattaa acagaagaca cagacgtctt tacaagcaag 4260
agaactgatt gatacgattt tagtaaaagg aaatattgca gccactgtat tcagaaactc 4320
tctgcaagaa gctgaagctg tggttatatga gcatttattt gtgcaacagg acataaaaata 4380
tattcccaca gaagatggtt cagatctacc agtggagaag caattgcgga gactacaaga 4440
agaaagaaca tgtaaagtgt gtatggacaa agaagtgtcc atagtgttta ttccttgggtg 4500
tcatctagta gtatgcaaag attgtgctcc ttccttaaga aagtgtccta tttgtaggag 4560
tacaatcaag ggtacagttc gtacatttct ttcattgaaga agaaccaaaa catcgtctaa 4620
actttagaat taatttatta aatgtattat aactttaact tttatcctaa tttggttcc 4680
ttaaaatttt tatttattta caactcaaaa aacattggtt tgtgtaacat atttatatat 4740
gatatctaac catatgaaca tatatttttt agaaactaag agaagatag gcttttgttc 4800

-continued

```

ttatgaacga aaaagaggta gcactacaaa cacaatatc aatcaaaatt tcagcattat 4860
tgaattgta agtgaagtaa aacttaagat atttgagta accttaaga attttaata 4920
ttttggcatt gtactaatac cggaacatg aagccagggtg tgggtgtatg tgccctgtagt 4980
cccaggctga ggcaagagaa ttacttgagc ccaggagttt gaatccatcc tgggcagcat 5040
actgagaccg tgcccttaaa aacaaacaga acaaaaaaaa aacaccaggg acacatttct 5100
ctgtcttttt tgatcagtgt cctatacatc gaagggtgtgc atatatgttg aatgacattt 5160
tagggacatg gtgtttttat aaagaattct gtgagaaaaa atttaataaa gcaacaaaaa 5220
ttactcttaa aaaaaaaaaa aaa 5243

```

<210> SEQ ID NO 18

<211> LENGTH: 1579

<212> TYPE: DNA

<213> ORGANISM: Homo sapiens

<220> FEATURE:

<223> OTHER INFORMATION: NNMT glucocorticoid receptor-responsive gene

<400> SEQUENCE: 18

```

gaggagggtgc ttgccagaca ctgggtcatg gcagtggtcg gtgaagctgc agttgcctag 60
ggcaggggatg gagagagagt ctgggcatga ggagagggtc tcgggatggt tggtcggact 120
agattttaca gaaagcctta tcaggcttt taaaattact cttccagac ttcactctgag 180
actccttctt cagccaacat tccttagccc tgaatacatt tcctatcctc atctttccct 240
tctttttttt cctttctttt acatgtttaa atttaaacca ttcttcgtga ccccttttct 300
tgggagatte atggcaagaa cgagaagaat gatgggtgctt gttaggggat gtctctctc 360
tctgaacttt ggggtcctat gcattaaata attttctga cgagctcaag tgctccctct 420
ggtctacaat ccctggcggc tggccttcat ccctgggca agcattgcat acagctcatg 480
gccctccctc taccataccc tccaccccg ttcgcctaag ctccctctc cgggaatttc 540
atcatttctt agaacagcca gaacatttgt ggtctatttc tctgttagtg ttaaccaac 600
catctgttct aaaagaaggg ctgaactgat ggaaggaatg ctgttagcct gagactcagg 660
aagacaactt ctgcagggtc actccctggc ttctggagga aagagaagga gggcagtgtc 720
ccagtggtac agaagtgaga cataatggaa tcaggcttca cctccaagga cacctatcta 780
agccatttta accctcggga ttacctagaa aaatattaca agtttggttc taggcactct 840
gcagaaaagcc agattcttaa gcacctctg aaaaatcttt tcaagatatt ctgcttagac 900
ggtgtgaagg gagacctgct gattgacatc ggctctggcc ccactatcta tcagctcctc 960
tctgcttgty aatcctttaa ggagatgctc gtcactgact actcagacca gaacctgcag 1020
gagctggaga agtggtgaa gaaagagcca gaggcctttg actggtcccc agtggtgacc 1080
tatgtgtgtg atcttgaagg gaacagagtc aagggtccag agaaggagga gaagttgaga 1140
caggcgggtca agcaggtgct gaagtgtgat gtgactcaga gccagccact gggggccgtc 1200
cccttcccc cggctgactg cgtgctcagc aactgtgtc tggatgccgc ctgcccagac 1260
ctccccacct actgcagggc gctcaggaac ctccggcagcc tactgaagcc agggggcttc 1320
ctggtgatca tggatgcgct caagagcagc tactacatga ttggtgagca gaagttctcc 1380
agcctcccc tgggccggga ggcagtagag gctgctgtga aagaggctgg ctacacaatc 1440
gaatggtttg aggtgatctc gcaaagttat tcttccacca tggccaacaa cgaaggactt 1500

```

-continued

 ttctccctgg tggcgaggaa gctgagcaga cccctgtgat gcctgtgacc tcaattaaag 1560

caattccttt gacctgtca 1579

<210> SEQ ID NO 19

<211> LENGTH: 980

<212> TYPE: DNA

<213> ORGANISM: Homo sapiens

<220> FEATURE:

<223> OTHER INFORMATION: IGFBP6 glucocorticoid receptor-responsive gene

<400> SEQUENCE: 19

gcgggggcgg gcagcagctg cgctgcgact gctctggaag gagaggacgg ggcacaaacc 60

ctgaccatga cccccacag gctgtgcca ccgctgctgc tgcgtctagc tctgctgctc 120

gctgccagcc caggaggcgc cttggcgcgg tgcccaggct gcgggcaagg ggtgcaggcg 180

ggttgtccag ggggctgcgt ggaggaggag gatggggggg cgcagccga gggctgcgcg 240

gaagctgagg gctgtctcag gagggagggg caggagtgcg ggtctacac ccctaactgc 300

gccccaggac tgcagtgcc a tccgccaag gacgacgagg cgcctttgcg ggcgctgctg 360

ctcggccgag gccgctgcct tccgcccgc gcgcctgctg ttgcagagga gaatcctaag 420

gagagtaaac cccaagcagg cactgcccgc ccacaggatg tgaaccgcag agaccaacag 480

aggaatccag gcacctctac cacgcctcc cagcccaatt ctgcgggtgt ccaagacact 540

gagatgggcc catgccgtag acatctggac tcagtgtgac agcaactcca gactgaggtc 600

taccagggg ctcaaacact ctacgtgcc aattgtgacc atcgaggctt ctaccggaag 660

cggcagtgcc gctcctccc ggggcagcgc cgaggcctct gctggtgtgt ggatcggatg 720

ggcaagtccc tgccagggtc tccagatggc aatggaagct cctcctgcc cactgggagt 780

agcggctaaa gctgggggat agaggggctg cagggccact ggaaggaaca tggagctgtc 840

atcactcaac aaaaaaccga ggccctcaat ccaccttcag gcccccccc atgggcccct 900

caccgctggt tggaaagagt gttggtgtg gctggggtgt caataaagct gtgcttgggg 960

tcgctgaaaa aaaaaaaaaa 980

<210> SEQ ID NO 20

<211> LENGTH: 7346

<212> TYPE: DNA

<213> ORGANISM: Homo sapiens

<220> FEATURE:

<223> OTHER INFORMATION: PLXNC1 glucocorticoid receptor-responsive gene

<400> SEQUENCE: 20

gcgaggagga aacggtgccg gagcgcgcag ggcttgcctc cgccaccgcc gctgcacagg 60

ctgccgggag gagcctgcc cgcgccgccc tccccctct ccttctggg cgagctgcgg 120

ggatggggcg gccgcgggag cccgagcgcg cgcaggaacc gccgccgcc cgcgccgct 180

ctcgtgtgcc gcgcgcctga gccgcgctc cgccgcgcgc cctgcccgg gggcgccccc 240

cccagcccca tggaggctct ccggaggaa ggcgcgcgc gccccccgc cccgcagcg 300

ccactgcccc tgcctgccta tctgtgcca ctggcgctc ccggccgggg cgcggaagag 360

cccggtggc ggtcggagca agccatcgga gccatcgcgg cgagccagga ggacggcgtg 420

tttgtggca gcggcagctg cctggaccag ctggactaca gcctggagca cagcctctcg 480

cgctgtacc gggaccaagc gggcaactgc acagagccgg tctcgtggc gccccccgcg 540

-continued

cgccccggc	ccgggagcag	cttcagcaag	ctgctgctgc	cctaccgca	ggggcgggc	600
ggcctcgggg	ggctgctgct	caccggctgg	accttcgacc	ggggcgctg	cgaggtgagg	660
cccctgggca	acctgagccg	caactccctg	cgcaacggca	ccgaggtggt	gtcgtgccac	720
ccgagggct	cgacggccgg	cgtggtgtac	cgcgcgggcc	ggaacaaccg	ctggtacctg	780
gcggtggccg	ccacctacgt	gctgcctgag	ccggagacgg	cgagccgctg	caaccccgcg	840
gcatccgacc	acgacacggc	catcgcgctc	aaggacacgg	agggcgcgag	cctggccacc	900
caggagctgg	ggcgctcaa	gctgtgagag	ggcgcgggca	gcctgcactt	cgtggacggc	960
tttctctgga	acggcagcat	ctacttcccc	tactaccctt	acaactacac	gagcgcgctt	1020
gccaccggct	ggcccagcat	ggcgcgcatc	gcgagagca	ccgaggtgct	gttccagggc	1080
caggcatccc	tcgactgctg	ccaaggccac	cccgacggcc	gccgcctgct	cctctcctcc	1140
agcctagtgg	aggccctgga	cgtctggggc	ggagtgttca	gcgcgggcgc	tggagagggc	1200
caggagcggc	gtccccccac	caccacggcg	ctctgcctct	tcagaatgag	tgagatccag	1260
gcgcgcgcca	agagggtcag	ctgggacttc	aagacggccg	agagccactg	caaagaaggg	1320
gatcaacctg	aaagagtcca	accaatcgca	tcactctact	tgatccattc	cgacctgaca	1380
tccgtttatg	gcaccgtggt	aatgaacagg	actgttttat	tcttggggac	tggagatggc	1440
cagttactta	aggttattct	tgggtgagaat	ttgacttcaa	attgtccaga	ggttatctat	1500
gaaattaaag	aagagacacc	tgttttctac	aaactcgttc	ctgatcctgt	gaagaatata	1560
tacatttatc	taacagctgg	gaaagaggty	aggagaattc	gtgttgcaaa	ctgcaataaa	1620
cataaatcct	gttcggagtg	tttaacagcc	acagaccctc	actcgggttg	gtgccattcg	1680
ctacaaaggt	gcacttttca	aggagattgt	gtacattcag	agaacttaga	aaactggctg	1740
gatatttcgt	ctggagcaaa	aaagtgcctc	aaaattcaga	taattcgaag	cagtaaagaa	1800
aagactacag	tgactatggt	gggaagcttc	tctccaagac	actcaaagtg	catggtgaag	1860
aatgtggact	ctagcagggg	gctctgccag	aataaaagtc	agcccaaccg	gacctgcacc	1920
tgtagcatcc	caaccagagc	aacctacaaa	gatgtttcag	ttgtcaacgt	gatgttctcc	1980
ttcggttcct	ggaatttatc	agacagattc	aactttacca	actgctcctc	attaaaagaa	2040
tgcccagcat	gcgtagaaa	tggctgcgcg	tgggtgtaaaa	gtgcaagaag	gtgtatccac	2100
cccttcacag	cttgcgacc	ttctgattat	gagagaaacc	aggaaacagtg	tccagtggtc	2160
gtcgagaaga	catcaggagg	aggaagacc	aaggagaaca	aggggaacag	aaccaaccag	2220
gctttacag	tcttctacat	taagtccatt	gagccacaga	aagtatcgac	attagggaaa	2280
agcaacgtga	tagtaacggg	agcaaacctt	accggggcat	cgaacatcac	aatgatcctg	2340
aaaggaacca	gtacctgtga	taaggatgtg	atacaggtta	gccatgtgct	aatgacacc	2400
cacatgaaat	tctctcttcc	atcaagccgg	aaagaaatga	aggatgtgtg	tatccagttt	2460
gatggtggga	actgctcttc	tgtgggatcc	ttatcctaca	ttgctctgcc	acattgttcc	2520
cttatatttc	ctgctaccac	ctggatcagt	gggtgtcaaa	atataaccat	gatgggcaga	2580
aattttgatg	taattgacaa	cttaatcatt	tcacatgaat	taaaaggaaa	cataaatgtc	2640
tctgaaatatt	gtgtggcgac	ttactgcggg	tttttagccc	ccagtttaaa	gagttcaaaa	2700
gtgcgcacga	atgtcactgt	gaagctgaga	gtacaagaca	cctacttggg	ttgtggaacc	2760
ctgcagtatc	gggaggacc	cagattcacg	gggtatcggg	tggaatccga	ggtggacaca	2820

-continued

gaactggaag tgaaaattca aaaagaaaat gacaacttca acattttcaa aaaagacatt 2880
gaaattactc tcttccatgg ggaaaatggg caattaaatt gcagttttga aaatattact 2940
agaaatcaag atcttaccac catcctttgc aaaattaaag gcatcaagac tgcaagcacc 3000
attgccaaact cttctaagaa agttcgggtc aagctgggaa acctggagct ctacgtcgag 3060
caggagtcag ttccttccac atggtatttt ctgattgtgc tccctgtctt gctagtgatt 3120
gtcatttttg cggccgtggg ggtgaccagg cacaaatcga aggagctgag tcgcaaacag 3180
agtcaacaac tagaattgct ggaaagcgag ctccggaaag agatacgtga cggctttgct 3240
gagctgcaga tggataaatt ggatgtggtt gatagttttg gaactgttcc cttccttgac 3300
tacaaaacatt ttgctctgag aactttcttc cctgagtcag gtggcttcac ccacatcttc 3360
actgaagata tgcataacag agacgccaac gacaagaatg aaagtctcac agctttggat 3420
gccctaactc gtaataaaaag ctttcttggt actgtcatcc acaccctga aaagcagaag 3480
aacttttctg tgaaggacag gtgtctggtt gcctccttcc taaccattgc actgcaaacc 3540
aagctgggtc acctgaccag catcctagag gtgctgacca gggacttgat ggaacagtgt 3600
agtaacatgc agccgaaact catgctgaga cgcacggagt ccgtcgtcga aaaactcctc 3660
acaaactgga tgtccgtctg ctttctgga tttctccggg agactgtcgg agagcccttc 3720
tatttctggt tgacgactct gaaccagaaa attaacaagg gtcccgtgga tgtaactact 3780
tgcaaagccc tgtacacact taatgaagac tggctgttgt ggacaggtcc ggaattcagt 3840
actgtggcat taaacgtcgt ctttgaaaaa atcccggaaa acgagagtgc agatgtctgt 3900
cggaatatct cagtcaatgt tctcactgt gacaccattg gccaaagcaa agaaaagatt 3960
ttccaagcat tcttaagcaa aaatggctct ccttatggac ttcagcttaa tgaattggt 4020
cttgagcttc aaatgggac acgacagaaa gaacttctgg acatcgacag ttcctccgtg 4080
attcttgaag atggaatcac caagctaaac accattggcc actatgagat atcaaatgga 4140
tccactataa aagtctttaa gaagatagca aattttactt cagatgtgga gtactcggat 4200
gaccactgcc atttgattht accagattcg gaagcattcc aagatgtgca aggaaagaga 4260
catcgagggg agcacaagtt caaagtaaaa gaaatgtatc tgacaaaagct gctgtcgacc 4320
aaggtggcaa ttcattctgt gcttgaaaaa ctttttagaa gcatttgag tttaccaac 4380
agcagagctc catttgctat aaaatacttt tttgactttt tggacgcca ggctgaaaac 4440
aaaaaaaaatca cagatcctga cgtcgtacat atttgaaaaa caaacagcct tctctctcgc 4500
ttctgggtaa acatcctgaa gaaccctcag tttgtctttg acattaagaa gacaccacat 4560
atagacggct gtttgcagat gattgcccag gcattcatgg atgcattttc tctcacagag 4620
cagcaactag ggaaggaagc accaactaat aagcttctct atgccaagga tatccaacc 4680
tacaaagaag aagtaaaatc ttattacaaa gcaatcaggg atttgcttcc attgtcatcc 4740
tcagaaatgg aagaattttt aactcaggaa tctaagaaac atgaaatga atttaatgaa 4800
gaagtggcct tgacagaaat ttacaaatc atcgtaaaat attttgatga gatttctaat 4860
aaactagaaa gagaacgagg gctggaagaa gctcagaaac aactcttgca tgtaaaagtc 4920
ttatttgatg aaaagaagaa atgcaagtgg atgtaagcac tctggggcct ggcttaactc 4980
ggcaaagtcc ttcagacgac ttgggagcaa aatggctgct tgagctactc tgtgtcgtta 5040
atttgttgtt tgcacataggt tccactttg ggcactgtct ttttaagaga ccaaggcaca 5100

-continued

tgcacagctt	ttagaaagca	taccaacct	tgtgectgtg	tgtataccgt	gggaacctt	5160
ctgtaaatag	agttgaagt	gttgtgcaa	acagcctcct	tgtttacaga	gaatacaagg	5220
ccagtaagcg	aatgtcagta	ttgtaactac	agtctccact	taagcacaat	gatataagtg	5280
gtttgtttg	aaaactacag	ctatgtagca	cttgtgttac	actgcacctc	tgcattgtaa	5340
agggatactg	ccagtgctca	aaacaaaatg	tgaaatgagt	catttgghaa	caaggtgggg	5400
gtgttagggc	aacctcgagg	atltgcagca	ttgaaacttt	ccccagtagt	tcttgghaaa	5460
gctgaccgca	gaatttggtg	gtgtacactt	agcattttgtg	agtgtgtgtg	tgtgtttaa	5520
ccaaaaacta	acagtggtgc	aacattgttg	aaagggctcg	tgtttttcag	tggtcatcaa	5580
ctgcactcca	tcaaactcac	ctccatttca	ccaaggagct	ctaaagtaag	gagagtgggc	5640
tttattttaa	tgaacagcat	tttaaccaga	tactttgtcc	taagtgtatg	tccttttctt	5700
catctgtttt	ttcatactaa	atgtatttga	tagtggacat	gttggatatt	atacaaaaa	5760
atcattaatt	cattttctgt	ccaaaacctt	tgatcagaac	gatctgtgga	agagtaactc	5820
cattttctata	tgagtgtgtg	tctcctgtct	ttagatttct	gggtgaacct	gtgggtatga	5880
atactgtgtg	gtgattttaa	aaaaaaaaaga	tacattttac	atttcatoga	attgctgttc	5940
acactggagt	attatatata	aatatatata	tttgaggccc	aaggcctgaa	aaatattagt	6000
atacaacttg	gtatcttagt	cttactatgt	actttttgaa	agtattctct	gcaggagaaa	6060
gaatttataa	taccattttt	attcatgctt	ttctttttaa	agaattctct	atccagttat	6120
actgtagtct	ttttagtgtc	gattttttaa	ttcctgaatt	tttctgtctc	atgaccagtt	6180
ttaataccac	tgtgttttcc	ttctatttaa	ccagaagaag	taaacagcat	aattggcaac	6240
tcttgagctt	ttctgtgtgc	aggcaccttt	tacccttggg	gctccaaatc	ccccatctag	6300
gaaagaaaat	tttttcaagt	caaataacat	tgatcacata	ttccttgaaa	tcattttacca	6360
acactgtatg	gagcattagg	atttaaatat	gaatttctct	taaaggcaat	tcctttttgc	6420
ttctgtatta	tctgaaaag	catgagagag	gtgacacctc	aacaaactga	tcagagaaaa	6480
taagcagtta	ctaccctgat	aggcaccttc	ccaatcctgt	tgtttttgac	cattgtctgt	6540
ccaacggaca	cacctcaaac	aaacaaaact	accaaataga	tgacagatca	gaataaaggt	6600
gagaggtctg	gtccccattg	aaggctgcta	cagtcttcaa	agaggtgaag	gagttcataa	6660
gagaacaaca	gtaggaaagt	tgagagccaa	gggtaggaga	gttgcccaaa	agacttcccc	6720
tactacttta	gggtactgaa	aactcaaaag	atcagctaca	gctttatcta	agtatttact	6780
aaatgttaca	tgaggtgtgc	cctgtccagc	tttctggcac	atgagtcctg	tgtggagagt	6840
tacctctctt	tccagggact	gtgctgttgg	gaactttggg	caagtcactt	acctctttgt	6900
gcctcaattt	ctgtataata	tttctaagct	acctcaactga	gggtgtatga	agattcacta	6960
atgtatgtag	cgtgtttgtc	aatcctccag	tgaaaagcac	tatctagatc	acattttgga	7020
tcacattagc	caaatgcagt	aaatggccaa	attagatgtg	tgtgaagac	aatcagtcac	7080
tgggtctata	ttaaacagca	accagagcaa	caaatggcaa	acaatttcta	ttttcaagtt	7140
tctttgcata	ttttttgtgt	gcaaaaacct	ttataaactt	ttttttctaa	cactagtgtc	7200
tacagcagca	ttcaaaaaaa	ttctgttacc	ttttctgtat	taggatttaa	agtcatttcc	7260
ttattgtata	cctgattgaa	gctgttcttg	gagatgaatg	ttttaaatgt	ctatatccaa	7320
aaaaataaca	ttttgatgta	actgtg				7346

-continued

```

<210> SEQ ID NO 21
<211> LENGTH: 2828
<212> TYPE: DNA
<213> ORGANISM: Homo sapiens
<220> FEATURE:
<223> OTHER INFORMATION: SLC46A3 glucocorticoid receptor-responsive gene

<400> SEQUENCE: 21
agaacagtga cagcgccgcg gcagccgacc cgcctcctc ggccggacagc gatgctcagc    60
tggctgcgge cgagtcatec cctagcgtg gcagggcggc tgaccgaccg acggaggcgc    120
cgattggccg attgtccact gcgcagaagg agcagctgct ccgcgccccg ccgcgcccgc    180
ctgaggccga ggtccgcagg gccgcgggga agccgagggc tgccggagaa ccctgcaggt    240
gtcactcggg acgcggaagt gcgcttgcg aggtttgctt tacaatacgc ttgagactcc    300
ccgacaagcg taatttggtc gaggctgcag ggaaagtact ctccccaccc cagcgccggc    360
cgcgtagtcc gaggttactg tccccggcgc gtcctctggt gccccagtcc agaggctgcc    420
cttgaaccgg ggcgcgcacg agcgcagggc atccgaggcg acagcccctg gcacggcccg    480
acctgtacct agcctggcag gaagactgta atcgtgggaa tacagctacc taccaggca    540
atatgaagat tttatttcta gaacctgcca ttttccttag tgcatttctg atgactttga    600
ccggtccact gacaacgcaa tatgtttatc ggagaatatg ggaagaaact ggcaactaca    660
ctttttcctc tgatagcaat atttctgagt gtgaaaaaaaa caaagcagc ccaatttttg    720
cattccagga ggaagtctag aaaaaagtgt cacgttttaa tctgcagatg gacataagtg    780
gattaattcc tggctctagt tctacattca tacttttctg tattagtgat cactacggac    840
gaaaattccc tatgattttg tcttcogttg gtgctcttgc aaccagcgtt tggctctggt    900
tgctttgcta ttttgctttt ccattccagc ttttgattgc atctaccttc attggtgcat    960
tttggggcaa ttataccaca ttttggggag cttgctttgc ctatatagtt gatcagtgta   1020
aagaacacaa acaaaaaaca attcgaatag ctatcattga ctttctactt ggacttgta   1080
ctggactaac aggactgtca tctggctatt ttattagaga gctaggtttt gagggtgctg   1140
ttctaattat tgctgtgtct cttgctgtta atttgatcta tttttatttt tttctcggag   1200
atccagttaa agagtgttca tctcagaatg ttactatgtc atgtagttaa ggcttcaaaa   1260
acatatttta ccgaacttac atgcttttta agaatgcttc tggttaagaga cgatttttgc   1320
tctgtttggt actttttaca gtaatcactt atttttttgt ggtaattggc attgccccaa   1380
tttttatcct ttatgaattg gattcaccac tctgctggaa tgaagttttt ataggttatg   1440
gatcagcttt gggtagtgcc tcttttttga ctagtctcct aggaatatgg cttttttcct   1500
attgtatgga agatattcat atggccttca ttgggatttt taccacgatg acaggaatgg   1560
ctatgaccgc gtttgccagt acaacactga tgatgttttt agccagggtg ccgttccttt   1620
tcactattgt gccattctct gttctacggt coactgtgtc aaaagtgggt cgttcgactg   1680
aacaaggtag cctgtttgct tgtattgctt tcttagaaac acttgaggga gtcactgcag   1740
tttctacttt taatggaatt tactcagcca ctggtgcttg gtaccctggc ttcactttcc   1800
tgctgtctgc tggctgtgta ctactccag ccacagctct atgtgtgtgc aagtgtacca   1860
gctggaatga gggaaagctat gaactcttta tacaagaaga atccagttaa gatgcttcag   1920
acagagcctg ttaagctgct attgatagtc ggagcttata tactgtgact tctgaagact   1980

```

-continued

```

atacatgaat tccacaatca gtgctttggt gatacaaaat ccttaaaagg gaggcacttt 2040
aaagaatatg tattttttcac ttttcttaat atgtttcatc ggtgacaggc atgataatat 2100
ttctatatgt aatgggtaat tgggaaaaaa tagatgataa ataaaattgc tctaaagaag 2160
ttaaaaaact gaatgaacag ctaatactgg tataaagtaa ctaatgtttg gagccaacat 2220
ttgttccttg tgtcagcaaa aggatattca cattccatga tccttggtg agaattctgc 2280
ctctagtctt tcttaccag ctggtgtcta tccttggtca attataaata ctgctaaggg 2340
catttttaaa atacgatctt gtactcctta aatttgaatc cgtcagcacg gtcactcata 2400
ggaaaatgat caaacaagca agccagtcac gatttgactc cttcccatct catttcttac 2460
tgccttacgc tcatcctgag gtccaccttg gtctctaaaa acacctgtg ttctcatgcc 2520
tccatgtctt ttcacacact gtccatttg ctcttctctc cacattacat tgaactttc 2580
aagcctcagt cgaaacattg cttcttctgg atagcagcct tcttgacatc cctcctcact 2640
ccccagtccc tacagggtct ccatagctct ttgtgtgcac ttcgatccca gcattttcca 2700
tcgacttgta attgtttctg ctacctgaca atcatcgct tgagtaactg gacaaccttt 2760
gattactcat tatatcctca ataaatattt gttgaactaa aaaaaaaaaa aaaaaaaaaa 2820
aaaaaaaaa 2828

```

<210> SEQ ID NO 22

<211> LENGTH: 2840

<212> TYPE: DNA

<213> ORGANISM: Homo sapiens

<220> FEATURE:

<223> OTHER INFORMATION: C14orf139 glucocorticoid receptor-responsive gene

<400> SEQUENCE: 22

```

gtttttgtgc agaacacagc cctcccgtct ttgtcctggc ggtgagcacc cagggctaag 60
cttttgaaca ctttctttgt gtttggatc agcccaggca atgcatattt gctttcattt 120
cttcttgagc ttgaggagct cctgggtgca aatcttgaa aatgaggatc tctgagcctt 180
tccaggccag ctctttgttt tgtagcagac aattgaggct ttgaaaagga aagtgggtgg 240
gggcacccca caggtggccc tcatcaccca attgccagtg cctgcaggct gcttcagcag 300
aggcccagag tcaaagagga cttaaaacca gctgtcgttt ctcccttagc ttctgtgtat 360
gagagaaacg acttctgttt ttcaaagtaa gaacaaggag gaatttgttt ctaaagaac 420
attaaaacac aggcctcgtg tctaaaagca aatggttcag caggatgttc agggccttaa 480
agcacagtea gcaggactca gcctctccca gcacctgctc tccggttgct atggtaacat 540
catccccaac ccaaccacct tgtccagccg agagacagca atcataagga gggacctcgg 600
ttccccccga ggatcctggg ctctctttct gaaacgcttg cttctgagct cagcaaccag 660
gaacaccagg ccagcccac cccagcacct ctgtggagat gagggacaaa gtcctacagt 720
ccctcttctc gttctgatga gaaagggagg gaagaaaaca taccocgagc gcttgcaata 780
tggatcatgac actttcaaaa agcctgtgct atggagtcac gatcagaaac cagagtgtgg 840
agagggtcag cagcctgcct cagagcagcc agctagcgg ggagtggtaa atttgggact 900
tgtaccagg catgactggc tccgagccca gtgctccact ctatggaatg ttccctgggc 960
ctcagttgct ttcctttcct ttgcaggccg cgggctgctg ccactctggc agctgggtgag 1020

```

-continued

```

ttagctggag ggcaacatc caaagcaggg gcagcatgct gctttctccc tgtgccact 1080
cctgcgggga agtccgttga ctcccaccgc tgaagggagc tggcaacacc aggatgaggt 1140
cccaggggac gggagcaggt acccactgtc tgtctacct cccactggaa aagcacggac 1200
aggccagccc ttgcgggggc aggcagagga cagagttggc tttgcgcggt ctctgcctgc 1260
tgagcagttc caattcctct catgggagaa acaaggaggc agtcgcttgt gcatgttcca 1320
gaagttttac tggggaggag gaagcggaca gaggaagctg tgtgtgcatg tgaaggggtg 1380
ggcagggtag gagggatgca cgcgtatgtg agcatagcat gtgtgagtac tacacacatc 1440
tccatgcaga agcacaactg gccagcccctg gcttccagct ctgggcttca gcacaacaga 1500
caccagcctg tggctctca gaagccaggg agaccacatc gggctcagga cgttttacc 1560
aaagtccaga gtttttatgc ctctcctcctg cattctccat aaagaaggga aggtcagatg 1620
acccttaga tctgtgtcat ctgggaattt ccttgggctg gtttagacac gatgccctct 1680
ttttctcagg atagcagata acctgctttg aaagagggt taattctgtg ggtcctaaat 1740
tttctcttt ctctctctct ttctgtgtgt gtgtgttggg aaaatggcaa gttccaata 1800
ccagctttg aggaacgatt acgttttccc tccaattca agtccgaaag accagagccc 1860
tcattccaaa gccccacc cagatggatt ttttcttcc atttgtcacc cgtccatgg 1920
gagggcccca tgtctcctca gaacctacc tggaggcagc aggtcgggta gagtgagttt 1980
ggcctgctca tgacctccac cctgagatt gtgaacaagg atgtctgggg cgatgctgag 2040
aatgtttttg aagctgctcc cagatgacgc tgatgatcac accagattga gtgctgcat 2100
cgccttgagt ccaacctctg cataaacgag gttctcataa acaagttcac tctaccctaa 2160
gctaagtcta tgtgagcaaa cccacttcat cctttgtacc tggagacctg gttactactaa 2220
cctgatactg acctgttcat gtagctggaa tgggtgtgtt catgcagtgt ggaccaagca 2280
atggcatggg gtgtgtgtgt gtgtgtgtgt gtgtctgtgt gtgtgtgttt gtgtatgctg 2340
tcacacttgt gtgtgtatat gtgcatgtag atgctgcata aatgattttt gatgtcaaag 2400
acaaacacat tccattgttt taaatattct attatgtaaa caatacgcag agggaccata 2460
tctactcttg tcatattatt tgtgatggta aaacatgcat ttgcaataaa ttaagctttc 2520
tgggaaggca agcagattg gagccaaaac actgtctcgg aacatgtgtg tgttatctcg 2580
gttcataatca agtccaaagc taatggagcc tccccgccca tccagggagg aacaccagga 2640
ccccggagtt tcttcttagt gctatatttt aaagttgcat tgacgttttc ctccccttc 2700
ttttgtgcaa gttggaagta gcagtgttct aaaagatggt ttgacgtttt tgetgtgtgt 2760
ttatgttttt aaaaatgtat ctgctttgtg tttggaaata aaaatctcta ttttggctca 2820
tgaaaaaaaa aaaaaaaaaa 2840

```

<210> SEQ ID NO 23

<211> LENGTH: 2309

<212> TYPE: DNA

<213> ORGANISM: Homo sapiens

<220> FEATURE:

<223> OTHER INFORMATION: PIAS1 glucocorticoid receptor-responsive gene

<400> SEQUENCE: 23

```

gccccggcgg gccggggcgg ggccaggccg gctagagggg cgggtctagc ggcggccccc 60
ggcgaagtcc actgcgcttg cgctgacaga cgcaagatgg cggacagtgc ggaactaaag 120

```

-continued

caaatgggta	tgagccttag	agtttctgaa	ctccaagtac	tggtgggcta	cgccgggaga	180
aacaagcacg	gacgcaaaca	cgaacttctc	acaaaagccc	tgattttgct	aaaggctggc	240
tgtagtcctg	ctgtgc aaaat	gaaaattaag	gaactctata	ggcggcggtt	cccacagaaa	300
atcatgacgc	ctgcagactt	gtccatcccc	aacgtacatt	caagtccat	gccagcaact	360
ttgttccat	ctaccattcc	acaactcact	tacgatggtc	accctgcac	atcgccatta	420
ctccctggtt	ctcttctggg	acctaacaat	gaactggaac	tcccacatct	tacatcagct	480
cttcaccag	tccatccgga	tataaaactt	caaaaattac	cattttatga	tttactggat	540
gaactgataa	aaccaccag	tctagcatca	gacaacagtc	agcgctttcg	agaaacctgt	600
tttgatttg	ccttgacacc	acaacaagtg	cagcaaatca	gtagttccat	ggatatttct	660
gggacaaaat	gtgacttcac	agtacaggtc	cagttaaggt	tttgtttatc	agaaacctgt	720
tgccacaag	aagatcactt	cccacccaat	ctttgtgtga	aagtgaatac	aaaaccttgc	780
agccttccag	gttaccttcc	acctacaaaa	aatggcgtgg	aaccaaagcg	accagccga	840
ccaattaata	tcacctcact	tgtccgactg	tccacaacag	taccaaacac	gattgttgtt	900
tcttgactg	cagaaattgg	aagaaactat	tccatggcag	tatatcttgt	aaaacagttg	960
tectcaacag	ttcttcttca	gaggttacga	gcaaagggaa	taaggaatcc	ggatcattct	1020
agagctttaa	ttaaagagaa	gttgactgcg	gatccagaca	gtgaaatagc	tacaaccagc	1080
ctaagggttt	ctctactatg	tccacttggg	aaaatgcggc	tgacaattcc	gtgtcgggcc	1140
cttcatggtt	ctcatctaca	atgttttgac	gcaactcttt	acattcagat	gaatgagaaa	1200
aaaccaacct	gggtttgtcc	tgtctgtgat	aagaaggctc	catatgaaca	ccttattatt	1260
gatggcttgt	ttatggaaat	cctaaagtac	tgtacagact	gtgatgaaat	acaatttaag	1320
gaggatggca	cttgggcacc	gatgagatca	aaaaaggaag	tacaggaagt	ttctgcctct	1380
tacaatggag	tcgatggatg	cttgagctcc	acattggagc	atcaggtagc	gtctcaccac	1440
cagtcctcaa	ataaaaaaaa	gaaagtagaa	gtgattgacc	taacctataga	cagttcatct	1500
gatgaagagg	aagaagagcc	atctgccaag	aggacctgtc	cttccctatc	tcccacatca	1560
ccactaaata	ataaaggcat	tttaagtctt	ccacatcaag	catctccagt	atcccgcacc	1620
ccaagccttc	ctgctgtaga	cacaagctac	attaatacct	ccctcatcca	agactatagg	1680
catcctttcc	acatgacacc	catgccttac	gacttacaag	gattagattt	ctttccttcc	1740
ttatcaggag	acaatcagca	ttacaacacc	tccttgcttg	ccgctgcagc	agcagcagtt	1800
tcagatgatc	aagacctcct	acactcgtct	cggtttttcc	cgtatacctc	ctcacagatg	1860
tttcttgatc	agttaagtgc	aggaggcagt	acttctctgc	caaccaccaa	tggagcagtt	1920
agtggcagta	acagcgcct	ggtttcttcc	aacagcctaa	gggaaagcca	tagccacacc	1980
gtcacaanaa	ggagcagcac	ggacacggca	tccatctttg	gcatcatacc	agacattatt	2040
tcattggact	gattcccagg	ccctgctgct	cccatcccca	cccagatcg	aatgaacttg	2100
gcagaaaaga	gagaactttg	tgctctgttt	taccttactc	tgtttagaaa	agtatacaag	2160
cgtgtttttt	ttcctttttt	tagggaaaaa	attaaaagaa	atgtacagag	aacaaaacta	2220
tattttcagt	tttacttttg	tatataaatc	taagactgcc	tgtgtgataa	aacacttgtt	2280
taaaaaaaaa	aaaaaaaaaa	aaaaaaaaaa				2309

-continued

```

<211> LENGTH: 1740
<212> TYPE: DNA
<213> ORGANISM: Homo sapiens
<220> FEATURE:
<223> OTHER INFORMATION: IDH2 glucocorticoid receptor-responsive gene

<400> SEQUENCE: 24
ccagcgtag cccgcggcca ggcagccggg aggagcggcg cgcgctcgga cctctcccgc      60
cctgctcgtt cgctctccag cttgggatgg cgggtacct gcggtctgtg cgctcgtctt      120
gcagagcctc aggtctcggg ccggcctggg cgccggcggc cctgacagcc cccacctcgc      180
aagagcagcc gggcgccac tatgccgaca aaaggatcaa ggtggcgaag cccgtggtgg      240
agatggatgg tgatgagatg acccgtatta tctggcagtt catcaaggag aagctcatcc      300
tgccccacgt ggacatccag ctaaagtatt ttgacctcgg gctcccaaac cgtgaccaga      360
ctgatgacca ggtcaccatt gactctgcac tggccacca gaagtacagt gtggctgtca      420
agtgtgccac catcaccctt gatgaggccc gtgtggaaga gttcaagctg aagaagatgt      480
ggaaaagtcc caatggaact atccggaaca tcctgggggg gactgtcttc cgggagccca      540
tcattctgcaa aaacatccca cgcctagtcc ctggctggac caagcccatc accattggca      600
ggcagcgcga tggcgaccag tacaaggcca cagactttgt ggcagaccgg gccggcactt      660
tcaaatggtt cttcacccca aaagatggca gtggtgtcaa ggagtgggaa gtgtacaact      720
tccccgcagg cggcgtgggc atgggcatgt acaacaccga cgagtccatc tcaggttttg      780
cgcacagctg cttccagtat gccatccaga agaaatggcc gctgtacatg agcaccaaga      840
acaccatact gaaagcctac gatgggcggt tcaaggacat cttccaggag atctttgaca      900
agcactataa gaccgacttc gacaagaata agatctggta tgagcaccgg ctcattgatg      960
acatggttgc tcaggtcctc aagtcttcgg gtggctttgt gtgggcctgc aagaactatg     1020
acggagatgt gcagtcagac atcctggccc agggctttgg ctcccttggc ctgatgacgt     1080
ccgtcctggt ctgccctgat ggaagacga ttgaggctga ggccgctcat gggaccgtca     1140
cccgccacta tcgggagcac cagaagggcc ggcccaccag caccaacccc atcgccagca     1200
tctttgcctg gacacgttgc ctggagcacc gggggaagct ggatgggaa caagacctca     1260
tcaggtttgc ccagatgctg gagaagggtg gcgtggagac ggtggagagt ggagccatga     1320
ccaaggacct ggcgggctgc attcacggcc tcagcaatgt gaagctgaac gagcacttcc     1380
tgaacaccac ggacttcctc gacaccatca agagcaacct ggacagagcc ctgggcaggc     1440
agtaggggga ggcgccacc atggctgcag tggaggggcc agggctgagc cggcgggtcc     1500
tcctgagcgc ggcagagggt gagcctcaca gccctctctt ggaggccttt ctaggggatg     1560
ttttttata agccagatgt ttttaaaagc atatgtgtgt tccccctcat ggtgacgtga     1620
ggcaggagca gtgcgtttta cctcagccag tcagtatggt ttgcatactg taatttatat     1680
tgcccttggg acacatgggt ccatatttag ctactaaaaa gctcttcaca aaaaaaaaaa     1740

<210> SEQ ID NO 25
<211> LENGTH: 1552
<212> TYPE: DNA
<213> ORGANISM: Homo sapiens
<220> FEATURE:
<223> OTHER INFORMATION: SERPINF1 glucocorticoid receptor-responsive
gene

<400> SEQUENCE: 25

```

-continued

```

ggtcgcttta agaaaggagt agctgtaatc tgaagcctgc tggacgctgg attagaaggc 60
agcaaaaaaa gctctgtgct ggctggagcc cctcagtggt gcaggcttag agggactagg 120
ctgggtgtgg agctgcagcg tatccacagc cccaggatg caggccctgg tgctactcct 180
ctgcattgga gccctctcgc gccacagcag ctgccagaac cctgccagcc ccccgaggga 240
gggtcctccc gaccccgaca gcacaggggc gctggtggag gaggaggatc ctttcttcaa 300
agtccccctg aacaagctgg cagcggctgt ctccaacttc ggctatgacc tgtaccgggt 360
gcgatccage acgagcccca cgaccaactg gctcctgtct cctctcagtg tggccacggc 420
cctctcggcc ctctcgtggt gagcggagca gcgaacagaa tccatcattc accgggctct 480
ctactatgac ttgatcagca gccacagcat ccattggtacc tataaggagc tccttgacac 540
ggctcactgc ccccagaaga acctcaagag tgcctcccg atcgtctttg agaagaagct 600
gcgataaaaa tccagctttg tggcaactct ggaaaagtca tatgggacca ggcccagagt 660
cctgacgggc aaccctcgct tggacctgca agagatcaac aactgggtgc aggcgagat 720
gaaaggggag ctgcagctt ccaaaaagga aattcccgat gagatcagca ttctccttct 780
cgggtgtggc cacttcaagg ggcagtgggt aaaaaagttt gactccagaa agacttcctt 840
cgaggatttc tacttggatg aagagaggac cgtgagggtc cccatgatgt cggaccctaa 900
ggctgtttta cgctatggct tggattcaga tctcagctgc aagattgccc agctgcccct 960
gaccggaagc atgagtatca tcttcttctt gccctgaaa gtgaccaga atttgacctt 1020
gatagaggag agcctcacct ccgagttcat tcatgacata gaccgagaac tgaagaccgt 1080
gcagcgggct ctcactgtcc ccaagctgaa gctgagttat gaaggcgaag tcaccaagtc 1140
cctgcaggag atgaagctgc aatcctgttt tgattcacca gactttagca agatcacagg 1200
caaacccatc aagctgactc aggtggaaca ccgggctggc tttgagtgga acgaggatgg 1260
ggcgggaacc acccccagcc cagggctgca gctgcccac ctcaccttc cgtgggacta 1320
tcacctaac cagcctttca tctctgtact gagggacaca gacacagggg cccttctctt 1380
cattggcaag attctggacc ccaggggccc ctaatatccc agtttaatat tccaataccc 1440
tagaagaaaa cccgagggac agcagattcc acaggacagc aaggctgccc ctgtaagggt 1500
tcaatgcata caataaaga gctttatccc taaaaaaaaa aaaaaaaaaa aa 1552

```

<210> SEQ ID NO 26

<211> LENGTH: 4816

<212> TYPE: DNA

<213> ORGANISM: Homo sapiens

<220> FEATURE:

<223> OTHER INFORMATION: ERBB2 glucocorticoid receptor-responsive gene

<400> SEQUENCE: 26

```

gttcccggat ttttgtgggc gcctgccccg ccctcgtccc cctgctgtg tccatatatc 60
gaggcgatag ggtaaggga aggcggagc ctgatgggtt aatgagcaaa ctgaagtgtt 120
ttccatgatc ttttttgagt cgcaattgaa gtaccacctc ccgagggtga ttgcttcccc 180
atgccccgta gaacctttgc tgcctgttc accactctac ctccagcaca gaatttggtt 240
tatgcctact caatgtgaag atgatgagga tgaaaacctt tgtgatgac caettccaact 300
taatgaatgg tggcaaaaga aagctatatt caagaccaca tgcaaagcta ctccctgagc 360
aaagagtcac agataaaacg ggggcaccag tagaatggcc aggacaaacg cagtgcagca 420

```


-continued

cagagactca gaccctggca gccatgcctg cgcaggcagt gatgagagtg acatgtactg	480
ttgtggacat gcacaaaagt gagtgtgcac cggcacagac atgaagctgc ggctccctgc	540
cagtcccagag acccactcgg acatgctccg ccacctctac cagggctgcc aggtggtgca	600
gggaaacctg gaactcacct acctgcccac caatgccagc ctgtccttcc tgcaggatat	660
ccaggaggtg cagggctacg tgctcatcgc tcacaaccaa gtgaggcagg tcccactgca	720
gaggtcgcgg attgtgagag gcaccagct ctttgaggac aactatgccc tggccgtgct	780
agacaatgga gaccctcgtga acaataccac ccctgtcaca ggggcctccc caggaggcct	840
gctggagctg cagcttcgaa gcctcacaga gatcttgaag ggaggggtct tgatccagcg	900
gaacccccag ctctgtctacc aggacacgat tttgtggaag gacatcttcc acaagaacaa	960
ccagctggct ctcacactga tagacaccaa ccgctctcgg gcctgccacc cctgttctcc	1020
gatgtgtaag ggctcccgtc gctggggaga gaggctctgag gattgtcaga gcctgacgag	1080
cactgtctgt gccgggtggct gtgcccgctg caaggggcca ctgccactg actgctgcca	1140
tgagcagtg gctgcccgtc gcacggggcc caagcactct gactgctgg cctgcctcca	1200
cttcaaccac agtggcatct gtgagctgca ctgccagcc ctggtcactt acaacacaga	1260
cacgtttgag tccatgcccc atcccagagg ccggtataca ttcggcgcca gctgtgtgac	1320
tgctgtccc tacaactacc tttctacgga cgtgggatcc tgcaccctcg tetgccccct	1380
gcacaaccaa gaggtgacag cagaggatgg aacacagcgg tgtgagaagt gcagcaagcc	1440
ctgtgccga gtgtgtatg gtctgggcat ggagcacttg cgagaggtga gggcagttac	1500
cagtgccaat atccaggagt ttgctggctg caagaagatc tttgggagcc tggcatttct	1560
gccggagagc tttgatgggg acccagcctc caaactgccc ccgctccagc cagagcagct	1620
ccaagtgttt gagactctgg aagagatcac aggttaccta tacatctcag catggccgga	1680
cagctgcctc gacctcagcg tcttccagaa cctgcaagta atccggggac gaattctgca	1740
caatggcgcc tactcgtgta ccctgcaagg gctgggcatc agctggctgg ggctgcgctc	1800
actgagggaa ctgggacgtg gactggccct catccacat aacaccacc tctgcttctg	1860
gcacacgggt ccctgggacc agctctttcg gaaccgcac caagctctgc tccacactgc	1920
caaccggcca gaggacgagt gtgtgggcca gggcctggcc tgccaccagc tgtgcgccc	1980
agggcactgc tgggtccag ggcccaccca gtgtgtcaac tgcagccagt tccttcgggg	2040
ccaggagtgc gtggaggaat gccgagtact gcaggggctc cccagggagt atgtgaatgc	2100
caggcactgt ttgccgtgcc accctgagtg tcagccccag aatggctcag tgacctgtt	2160
tggaccggag gctgaccagt gtgtggcctg tgcccactat aaggaccctc ccttctgctg	2220
ggcccgtcgc cccagcgggtg tgaacctga cctctctac atgccatct ggaagtttcc	2280
agatgaggag ggccatgcc agccttgccc catcaactgc acccactcct gtgtggacct	2340
ggatgacaag ggctgcccc ccgagcagag agccagccct ctgacgtcca tcatctctgc	2400
ggtggttggc attctgctgg tcgtggtctt gggggtggtc tttgggatcc tcatcaagcg	2460
acggcagcag aagatccgga agtacacgat gcggagactg ctgcaggaaa cggagctggt	2520
ggagccgctg acacctagcg gagcgtgccc caaccaggcg cagatgcgga tccgaaaga	2580
gacggagctg aggaaggtga aggtgcttgg atctggcgtc tttggcacag tctacaaggg	2640
catctggatc cctgatgggg agaagtgtgaa aattccagtg gccatcaaag tgttgagggg	2700

-continued

aaacacatcc	cccaaagcca	acaaagaat	cttagacgaa	gcatacgtga	tggctggtgt	2760
gggtcctccc	tatgtctccc	gcctctcggg	catctgcctg	acatccaacg	tgcagctggt	2820
gacacagctt	atgccatgat	gctgcctctt	agaccatgtc	cgggaaaacc	gcggaacgct	2880
gggtcctccc	gacctgctga	actggtgat	gcagattgcc	aaggggatga	gctacctgga	2940
ggatgtgctg	ctcgtacaca	gggacttgcc	cgctcggaac	gtgctggtca	agagtcccaa	3000
ccatgtcaaa	attacagact	tcgggctggc	tcggctgctg	gacattgacg	agacagagta	3060
ccatgcagat	gggggcaagg	tgcccatcaa	gtggatggcg	ctggagtcca	ttctccgctg	3120
gcggttcacc	caccagagtg	atgtgtggag	ttatggtgtg	actgtgtggg	agctgatgac	3180
ttttggggcc	aaaccttacg	atgggatccc	agcccgagg	atccctgacc	tgctggaaaa	3240
gggggagcgg	ctgccccagc	cccccatctg	caccattgat	gtctacatga	tcattggtcaa	3300
atgttgatg	attgactctg	aatgtcggcc	aagattccgg	gagttggtgt	ctgaattctc	3360
ccgatggccc	agggaccccc	agcgtttgt	ggtcatccag	aatgaggact	tgggcccagc	3420
cagtcccttg	gacagacact	tctaccgctc	actgctggag	gacgatgaca	tgggggacct	3480
ggtggatgct	gaggagtatc	tggtacocca	gcagggcttc	ttctgtccag	accctgcccc	3540
gggcgctggg	ggcatggtcc	accacaggca	ccgcagctca	tctaccagga	gtggcggtgg	3600
ggacctgaca	ctagggtctg	agccctctga	agaggaggcc	cccaggtctc	cactggcacc	3660
ctccgaaggg	gctggctccg	atgtatttga	tggtgacctg	ggaatggggg	cagccaaggg	3720
gctgcaaagc	ctccccacac	atgaccccag	ccctctacag	cgttacagtg	aggaccccac	3780
agtacccttg	ccctctgaga	ctgatggcta	cgttgcccc	ctgacctgca	gccccagcc	3840
tgaatatgtg	aaccagccag	atgttcggcc	ccagccccct	tcgccccgag	agggccctct	3900
gctgctgccc	cgacctgctg	gtgccactct	ggaaaggccc	aagactctct	ccccagggaa	3960
gaatggggte	gtcaaagacg	tttttgctct	tgggggtgccc	gtggagaacc	ccgagtactt	4020
gacaccccag	ggaggagctg	cccctcagcc	ccacctcct	cctgccttca	gcccagcctt	4080
cgacaacctc	tattactggg	accaggaccc	accagagcgg	ggggctccac	ccagcacctt	4140
caaagggaca	cctacggcag	agaaccocaga	gtacctgggt	ctggacgtgc	cagtgtgaac	4200
cagaaggcca	agtccgcaga	agccctgatg	tgtcctcagg	gagcagggaa	ggcctgactt	4260
ctgctggcat	caagaggtgg	gagggcccctc	cgaccacttc	caggggaacc	tgccatgcca	4320
ggaaacctg	ctaaggaacc	ttccttctctg	cttgagttcc	cagatggctg	gaaggggtcc	4380
agcctcgttg	gaagaggaac	agcactgggg	agtctttgtg	gattctgagg	ccctgcccac	4440
tgagactcta	gggtccagtg	gatgccacag	cccagcttgg	cccttctctt	ccagatcctg	4500
ggtactgaaa	gccttaggga	agctggcctg	agaggggaag	cggccctaa	ggagtgtcta	4560
agaacaaaag	cgaccattc	agagactgtc	cctgaaacct	agtactgccc	cccatgagga	4620
aggaacagca	atggtgtcag	tatccaggct	ttgtacagag	tgctttctg	tttagttttt	4680
actttttttg	ttttgttttt	ttaaagatga	aataaagacc	cagggggaga	atgggtgttg	4740
tatggggagg	caagtgtggg	gggtccttct	ccaccccac	tttgtccatt	tgcaaatata	4800
ttttgaaaa	cagcta					4816

<210> SEQ ID NO 27

<211> LENGTH: 6831

-continued

<212> TYPE: DNA
<213> ORGANISM: Homo sapiens
<220> FEATURE:
<223> OTHER INFORMATION: PECAM1 glucocorticoid receptor-responsive gene
<400> SEQUENCE: 27

```
ccaggcccca ttgttcccgg tttccagcca tggetgceat tacctgacca ggcaccacagc    60
cggctctctct gcaggcgccg ggagaagtga ccagagcaat ttctgctttt cacagggcgg    120
gttttccaac ggtgacttgt gggcagtgcc ttctgctgag cgagtcacatg cccgaaggca    180
gaactaactg tgectgcagt cttcactctc aggatgcagc cgagggtgggc ccaagggggc    240
acgatgtggc ttggagtctc gctgaccctt ctgctctgtt caagccttga gggcaagaa    300
aactctttca caatcaacag tgttgacatg aagagcctgc cggactggac ggtgcaaaat    360
gggaagaacc tgacctgca gtgcttcgag gatgtcagca ccacctctca cgtcaagcct    420
cagcaccaga tgctgttcta taaggatgac gtgctgtttt acaacatctc ctccatgaag    480
agcacagaga gttattttat tcttgaagtc cggatctatg actcagggac atataaatgt    540
actgtgattg tgaacaacaa agagaaaacc actgcagagt accaggtgtt ggtggaagga    600
gtgccagtc ccagggtgac actggacaag aaagaggcca tccaaggtgg gatcgtgagg    660
gtcaactggt ctgtcccaga ggaaaaggcc ccaatacact tcacaattga aaaacttgaa    720
ctaatgaaa aatgggtcaa gctgaaaaga gagaagaatt ctcgagacca gaattttgtg    780
atactggaat tccccgttga ggaacaggac cgcgttttat ccttccgatg tcaagctagg    840
atcatttctg ggatccatat gcagacctca gaatctacca agagtgaact ggtcacctgt    900
acggaatcct tctctacacc caagtccac atcagcccca ccggaatgat catggaagga    960
gctcagctcc acattaagtg caccattcaa gtgactcacc tggcccagga gttccagaa    1020
atcataattc agaaggacaa ggcgattgtg gcccaacaac gacatggcaa caaggctgtg    1080
tactcagtc tggccatggt ggagcacagt ggcaactaca cgtgcaaagt ggagtccagc    1140
cgcatatcca aggtcagcag catcgtggtc aacataacag aactatttc caagcccga    1200
ctggaatcct ccttcacaca tctggaccaa ggtgaaagac tgaacctgtc ctgctccatc    1260
ccaggagcac ctccagccaa cttcaccatc cagaaggaag atacgattgt gtcacagact    1320
caagatttca ccaagatagc ctcaaagtcg gacagtggga cgtatatctg cactgcaggt    1380
attgacaaag tggccaagaa aagcaacaca gtccagatag tcgtatgtga aatgctctcc    1440
cagcccagga tttcttatga tgcccagttt gaggtcataa aaggacagac catcgaagtc    1500
cgttgccaat cgatcagtg aactttgctt atttcttacc aacttttaa aacaagttaa    1560
gttttgaga atagtaccaa gaactcaaat gatcctgcgg tattcaaaga caaccctact    1620
gaagacgtcg aataccagtg tgttgcatg aattgccatt cccatgcca aatgtaagt    1680
gaggttctga ggggtaaggt gatagccccg gtggatgagg tccagattc tctctgtca    1740
agtaaggtgg tggagtctgg agaggacatt gtgctgcaat gtgctgtgaa tgaaggatct    1800
ggtcccatca cctataagtt ttacagagaa aaagagggca aaccttcta tcaaatgacc    1860
tcaaatgcca ccaggcatt ttggaccaag cagaaggcta gcaaggaaca ggagggagag    1920
tattactgca cagccttcaa cagagccaac cacgcctcca gtgtccccag aagcaaaata    1980
ctgacagtc gagtcattct tgccccatgg aagaaggac ttattgcagt ggttatcatc    2040
ggagtgatca ttgctctctt gatcattgag gccaatggt atttctgag gaaagccaag    2100
```

-continued

gccaagcaga	tgccagtgga	aatgtccagg	ccagcagtac	cacttctgaa	ctccaacaac	2160
gagaaaatgt	cagatcccaa	tatggaagct	aacagtcatt	acggtcacia	tgacgatgtc	2220
agaaccatg	caatgaaacc	aataaatgat	aataaagagc	ctctgaaactc	agacgtgcag	2280
tacacggaag	ttcaagtgtc	ctcagctgag	tctcaciaag	atctaggaaa	gaaggacaca	2340
gagacagtgt	acagtgaagt	ccggaagct	gtccctgatg	ccgtggaag	cagatactct	2400
agaacggaag	gctcccttga	tggaacttag	acagcaaggc	cagatgcaca	tccttgggaag	2460
gacatccatg	ttccgagaag	aacagataat	cctgtatatt	caagacctct	gtgcacttat	2520
ttatgaacct	gcctgtctcc	cacagaacac	agcaattcct	caggctaagc	tgccggttct	2580
taaatccatc	ctgctaagtt	aatgttgggt	agaaagagat	acagaggggc	tgttgaattt	2640
cccacatacc	ctccttccac	caagttggaa	catccttggg	aattggaaga	gcacaagagg	2700
agatccaggg	caaggccatt	gggatattct	gaaacttgaa	tattttgttt	tgtgcagaga	2760
taaaacacct	ttccatgcac	cctcatacac	agaaaccaat	tttctttttt	atactcaatc	2820
atctctagcg	catggcctgg	ttagaggctg	gtttttctc	tttcttttg	gtccttcaaa	2880
ggctttagt	tttgctagt	ccttgttctt	tggaataca	cagtgtgac	cagacagcct	2940
ccccctgtcc	cctctatgac	ctcgcctcc	acaaatggga	aaaccagact	acttgggagc	3000
accgctgtg	aaataccaac	ctgaagacac	cgttcattca	ggcaacgcac	aaaacagaaa	3060
atgaaggtgg	aacaagcaca	gatgttcttc	aactgttttt	gtctacactc	tttctctttt	3120
cctctaccat	gctgaaggct	gaaagacagg	aagatggtgc	catcagcaaa	tattattctt	3180
aattgaaaa	ttgaaatgtg	tatgtttctt	actaattttt	aaaaatgtat	tccttgccag	3240
ggcaggcaag	gtggctcacg	cctgtaatcc	cagcacttca	ggaggctgag	gtgggcggat	3300
caactgaggt	caggagtttg	agaccagcct	gatgaaaccc	tgtctctact	aaaaatacaa	3360
gaattagccg	ggcgtggtgg	cgcatgcctg	tagtatcagc	tactcaagag	gctgaggtga	3420
gattatcgct	tgaaccagg	aaacggaggt	tgtagtgagc	ggagatcgcg	ccactgcact	3480
ccagcctgag	tgacagagtg	agaatccatc	tcaaaaaaaaa	caaaaaacaa	aattgcttgc	3540
taaagaagtg	gtctcctgag	gtcttaagac	attcctgaca	gtgtcctgag	tgggtgggag	3600
agaggctgct	gtcattgcgc	tgtggaattt	cacagatgag	aaccacgcct	agccaaaatc	3660
acttttcctg	tttgctcag	tgacacagct	gcagggaccc	tcgtggatgt	tgtattaaat	3720
aaatttgacc	tttgcctttt	gcagatctgt	gaaatgttgt	cttctgaggg	gccacatgca	3780
tctatagtgc	tgaggactcc	ttgggcctct	gaagtcacag	agagaaccga	gcaggctctat	3840
gtttttgttt	tgttgttttg	agacggagat	tcgctcttgt	tgcccgggct	ggactgcagc	3900
ggcgcaacct	ctgctcactg	caacctccgc	ctcctggggt	caagcagttc	tcctgtctca	3960
gcctcccag	tagctgggat	tacaggcaca	tgtcaccacg	cctggctaat	tttgtattt	4020
ttagtagaga	tggggtttca	ccacgttggc	caggctgac	tcgaatgect	gacctttggt	4080
gatctgcccc	ccttgcctc	atgtgtgctc	cacaggcctt	tgggttggga	ttgcaggcgt	4140
gagccaccat	gcccagccta	gactcttttg	acaatatgat	gaaagctggt	ggttcctttc	4200
cccacacac	acacaccgag	ttgtatcacg	aaaatgctat	acaatttcca	ggttttctga	4260
gtggtgggct	cagattgagg	tcaaaggatc	agacgacctc	taacgacctt	catgtctctg	4320
ttgatgatct	ggggacagcc	agatccctg	tgtccagggg	gttcttagt	cccttgccac	4380

-continued

caccagagaa	gggcaattgc	cacgggagct	gcaaagacc	tattcctact	cctgggtgct	4440
tacttatgca	gcacgactga	atTTTTtTgt	TgtTTTTgt	TgtTgagac	aggggcttgc	4500
tctgttgccc	aggctggagt	gcagtggcac	aacaatggct	caccgcagcc	tcgaaccct	4560
gggtcaagc	gatcctccca	tctcagcttc	ctgggtagct	gggaccagag	gcgtgagccg	4620
ccatagctgg	ctaattttta	atTTTTtTgt	Tgcagagatg	aggTTTcacc	atggtgcca	4680
ggctggtctc	gaacttctgg	gctcaagtga	tctccctcc	Tggcctcgc	aaagtgctgg	4740
gattgcagge	atgagccacc	gccccggcc	Tgtggagcac	acatgagttt	aaaattactt	4800
tcccttctgc	ctatatttcc	gaggagga	cttcatgcgc	agggatcttt	cttagtggat	4860
Ttaatggcta	aaaggtctgt	ctgaatccag	gacgtggct	Ttagccttcc	tcggcagctg	4920
ccgtaacccc	ggTgtctaaa	cctgaagcat	cccaggagca	cccactccag	gagttttctc	4980
ggccgcggaa	ctcattagtt	agagcgcct	ctTgtgttct	catgtggtaa	tcggtcactg	5040
aaggacttaa	aatggctcct	agccaacaca	cagtaaaact	tttccctctt	ctgaccccaa	5100
gaggtcagcc	acccatttca	Tgagcatata	ctggTcgc	catcagcgtt	ctctgattgg	5160
ctaactgaac	ccactccccg	acctagactc	aagacaggcg	aagtgacgct	taggtcaaca	5220
Ttcaactcact	aaagcaacga	ctgtcgggcg	atTTTgtctc	ccgctggttt	TggaatggTg	5280
tctggagaca	TttttggtTg	Tcacagctgg	gtgggtgtgc	Tcccgccatc	Tggtgggtag	5340
aaaccaagca	Tgctcctaaa	catcctacag	gcacagaacc	gtctcccacg	accaagcatg	5400
atcaagtccc	aaatgccaat	aatggccagg	Tgagaaaact	ctgcacagaa	gcatccagtt	5460
atTgtctgt	Ttctcaaca	agctTgtgct	catcatgctc	Tgtgttctctg	acgctgtgct	5520
gggtgttggc	ggtgggaaga	Ttacaagagt	cacatggcag	ctgtcctcct	ggaaggtaca	5580
accagtaga	gatgcagact	aacagagagc	caattacaaa	gcagtgtgac	aagcgtcatg	5640
gtggaaaatt	aaaagctcaa	acaagggcac	atgggagggg	cttccaacac	agactttggg	5700
ggatccagga	aggTctaaga	ggaaagtggg	Tctcaccaaa	gccttgacca	taggcagagg	5760
gtaccagtgg	aaaaggtggg	gtgaagaaca	Tgaggacaa	aaggaagaag	Tgcaggaaag	5820
ccctgagga	agggagtggg	gggtgccctg	gagggatggc	agcagggcag	Tctgtcagac	5880
ccaagtggcc	Tccagcccta	gaagccaatt	agTcctcctc	aaaagctgt	cactgtcccc	5940
Taagaattgc	Tgccaggctc	ccactggcct	gactcagtct	Tgagagtct	Taaggaggag	6000
gtctctgaaa	ggtacacacc	aagaactctc	cccagcacag	ctgtttttaa	gactctccac	6060
cagcgtcatt	ggcgtgttgg	gaagaaacc	Tctgccacag	aggccagctt	cagccttTgc	6120
ctaacaccgc	aagggcaaat	ggaaaggtaa	acgggaagga	gatgtctccc	cagcaggcta	6180
Tttgaggaca	gtcttccctg	cagaagatct	caacctgggg	Tccacagagt	ggaaatgtta	6240
gagtaggagg	ctaggcaaac	atgagcagga	caggtgaggg	ccccacagg	aatgtcaggc	6300
Taccatcagg	Tgatggtcag	gtggtgtgta	aactgtctct	gtaaaataat	aatTggtTgc	6360
agccagctcc	aagcaaggac	agtctctcaa	tagatacaaa	acaccctgat	ctggTgatca	6420
gccgcttccc	gataagatct	caggagctgg	gcaagcagcc	Tggagcatgc	gcaccaagag	6480
gcaaaatggc	ggaatttTaa	cagtatatga	cctaccttcc	Tctgggaacg	cacgactggT	6540
aaggggaaaa	atgcctcaag	Tgagcatgcy	cgcaacttca	gtaatcacac	Tgtgcatgcy	6600
acccttcca	agtgtctgga	ggtcaccaca	Tacgcgga	gcctgctgca	agggagaat	6660

-continued

```

caggggagat gagacgtaaa tcccagaact atgccaaata cataaaaccc caagttaagg 6720
gtcaggcagg gcacttagat ctctcaagtt gectgcctga cccaagtga gtgtacttcc 6780
ttttgttcct gctctaaaac tttttaataa actctcactc ctgctctaaa a 6831

```

<210> SEQ ID NO 28

<211> LENGTH: 2956

<212> TYPE: DNA

<213> ORGANISM: Homo sapiens

<220> FEATURE:

<223> OTHER INFORMATION: LBH glucocorticoid receptor-responsive gene

<400> SEQUENCE: 28

```

ggggctgagt gctcagtgga gagcggggag ttgtgtccac cttgccgacg tcgctagccg 60
tggggctgtc ctgggaaggc ggacggcgag cgcccgggtg cgcactcgg ccgctgccc 120
tgcccgtctg cgcccgtgtc atcctcactc gggacgcagg gaccgttttt aaatcacagg 180
ggcgtgtgtc agcctgccct aggacttcat gtctatatat tccccattc actgccccga 240
ctatctgaga tcggccaaga tgactgaggt gatgatgaac acccagccca tggaggagat 300
cggcctcagc ccccgaagg atggccttcc ctaccagatc tcccagacc cgtcagattt 360
tgaccgtgc tgc aaactga aggaccgtct gccctccata gtggtggaac ccacagaagg 420
ggaggtggag agcgggggag tccggtggcc cctgaggag ttctgtgtec aggaggatga 480
gcaagataac tgcaagaga cagcgaaga aaataaagag cagtagagtc cctgtggact 540
cccatgggtc ataccagcca gcatctgttc ctgaactgtg tttttcccat catgacggaa 600
gaagagagtg agccgaatt gttctgaaaa tgtcaaacga ggcttctgtt ttgcacctgc 660
agatcaccga gttggttttc tttcttttc ttgccttttt tttttttga aatttgccga 720
gcagtgagc cctctgacaa tttgcaagcc cctctgagaa aggaagctgc ttagagccag 780
ggggttagtg ggtgagggga gcgagtgtg tttttgagat cattatctga actcaggcag 840
cctagtagag gcagtggtgg gattccaatg ggtcttggtg ggtgggagggt ggggcatgtg 900
caaagcaagc aaggaacatt tgggtaaga aaacaaacat gaggcaaaag aaaaaatata 960
tgtttttaag aaaacattga gcagagaact gcagccagga tgcgctcagc agacattcac 1020
tctggctgct gggacatcag aaaacaaagt cttcatctct ctctccagtt tcaccacccc 1080
caccctttgc tttcatttca ggtgtgttgg tctatagac agggaggaga gtaaaggaga 1140
gcaggagcaa ttggtgcctt gcaaagccag ctggaggtga agtgcaggaa aggaaaggtc 1200
acccattct actccatggc ctctctgtct ccagctgtgg taggctcaca tagccagtgt 1260
gatcggtttt taagaggcag tgcttttcag cttttctccc tgatataacc attttgcttc 1320
ccagcacttt ttaggagtag tgagagcact tcctgccctt gttggaagcc ccagggtgga 1380
cactcagcac gaaggtctct cccttaactg ctgcccttcc aagacttget cccgagatgg 1440
agtgggcgtg gtcttccagg ctggcccttc cttctcctca ccgccacctt ccctgcccc 1500
gccccagcag ccatgggtac atgggtcccc agctcaccta tggattcccg ccagtctgcc 1560
cagctgcagt actcaagccc catgggggat cttggtctgt tttcttctgt ggagcctagt 1620
ggagagcaga cgtggctttt tatgtgtctt gttggggagg tgacttgcac ggtggggaca 1680
aggctgtcgt ggcaaccttg ggatcgagtt tgagactaaa ggatgtcatg agatccctgg 1740
cttctcccca tgtttgtccc ggacaagggc agaagggagg catggcaagg gacctctgct 1800

```

-continued

```

gtccttactc aacagtggtc ctcatocctc cccacctccc actgcttctc gcaagggcac 1860
cagttgtatg agaaagttag cctttggact taggatttct tattgtagct aagagccatc 1920
tgaagcagca ggttgacgga caaatgcttc agtccgccga gagcagtacc gtgtggccaa 1980
gaggtggact cagagccttc cttgagctaa actcggccaa ccaaggcacg cagcatgtcc 2040
cctcaggtct ccagtcagtc caggttgacc ctcaagttctg gacgtgtgta tatagctgta 2100
ttaaatacct caaggtcatt gtggctctgg ggatgccggg gcaggaggac gaggggtcgc 2160
tgtggacaca gcagtcgcg gaattocgtt ctgggaagcc aatggtcgcc ggcaccctt 2220
gcttctctcc tctgttctc gcctgtgtga cacacatcaa tggcaataac ttcttccaac 2280
tcctcgcaga agtgggagag gccggcagcc tgcaccgaga ggggctttcc tctctcttgc 2340
tccccgttc gttctgtttt ggctgcagag agtggttcat ccatactctc attccctcgc 2400
ctccccttgt ggacgggggt cttgcctttt caattcctgt gttttggtgt cttcccttat 2460
ctgctaccct gaatcacctg tccctgtctt gctgtgtgat gggaacatgc ttgtaactg 2520
cgtaacaaat ctactttgtg tatgtgtctg tttatggggg tggtttatta tttttgctgg 2580
tccctagacc actttgtatg accgtttgca gtctgagcag gccaggggct gacagctaat 2640
gtcaggaccc tcagcgtggg agcctgctgg ggggacccag ctgctcttgg acaagtggct 2700
gagctcctat ctggcctcct cttttttttt ttttcaagta atttgtgtgt atttctaact 2760
gattgtattg aaaaaattcc tagtatttca gtaaaaatgc ctgttgtgag atgaacctcc 2820
tgtaacttct atctgttctt ttttgaggtc cagggagaaa ctagcatttt tttttttcca 2880
aactactttt tgtcactgtg acagttgtaa ataaagttag aaaatgcttt ccactctgaa 2940
aaaaaaaaaa aaaaaa 2956

```

<210> SEQ ID NO 29

<211> LENGTH: 2262

<212> TYPE: DNA

<213> ORGANISM: Homo sapiens

<220> FEATURE:

<223> OTHER INFORMATION: ST3GAL5 glucocorticoid receptor-responsive gene

<400> SEQUENCE: 29

```

ctggggagta atagcatggg caaccattat cctgtctcgc cgccaccag gacatggctt 60
ctgttccaat gccaagttag tacacctatg tgaactgag aagtgattgc tcgaggcctt 120
ccctgcaatg gtacaccgca gctcaaagca agatgagaag gccagcttg ttattaaaag 180
acatcctcaa atgtacattg cttgtgtttg gagtgggat cctttatc ctcaagttaa 240
attatactac tgaagaatgt gacatgaaaa aaatgcatta tgtggaccct gaccatgtaa 300
agagagctca gaaatagctc cagcaagtct tgcagaagga atgtcgtccc aagtttgcca 360
agacatcaat ggcgctgta tttgagcaca ggatagcgt ggacttactc ccttttctgc 420
agaagggccc caaagacagt gaagctgagt ccaagtacga tcctcctttt gggttccgga 480
agttctccag taaagtccag accctcttgg aactcttggc agagcacgac ctccctgaac 540
acttgaaagc caagacctgt cggcgctgtg tggttattgg aagcggagga atactgcacg 600
gattagaact gggccacacc ctgaaccagt tcgatgttgt gataaggta aacagtgcac 660
cagttgaggg atattcagaa catgttggaa ataaaactac tataaggatg acttatccag 720
agggcgacc actgtctgac cttgaatatt attccaatga cttatttgtt gctgttttat 780

```

-continued

```

ttaagagtgt tgatttcaac tggcttcaag caatggtaaa aaaggaaacc ctgccattct 840
gggtacgact cttcttttgg aagcaggtgg cagaaaaaat cccactgcag ccaaaacatt 900
tcaggattht gaatccagtt atcatcaaag agactgcctt tgacatcctt cagtactcag 960
agcctcagtc aaggttctgg ggccgagata agaacgtccc cacaatcggg gtcattgccg 1020
ttgtcttagc cacacatctg tgccatgaag tcagtttggc gggttttgga tatgacctca 1080
atcaaccagc aacacctttg cactactctg acagtcaatg catggctgct atgaactttc 1140
agaccatgca taatgtgaca acggaaacca agttcctctt aaagctgggc aaagagggag 1200
tggtgaaaga tctcagtgga ggcattgatc gtgaattttg aacacagaaa acctcagttg 1260
aaaaagcaac tctaactctg agagctggtt ttgacagcct tcttgatgta tttctccatc 1320
ctgcagatac tttgaagtgc agctcatggt ttttaactttt aatttaaaaa cacaaaaaaa 1380
atthtagctc ttcccacttt ttttttctta tttatttgag gtcagtggtt gtttttgcac 1440
accatthtgt aatgaaact taagaattga attggaaaga cttctcaaag agaattgtat 1500
gtaacgatgt tgtattgatt ttttaagaaag taatttaatt tgtaaaactt ctgctcgttt 1560
acactgcaca ttgaatacag gtaactaatt ggaaggagag gggaggtcac tcttttgatg 1620
gtggccctga acctcattct ggttccctgc tgcctgctt ggtgtgaccc acggaggatc 1680
cactcccagc atgacgtgct ccgtagctct gctgctgata ctgggtctgc gatgcagcgg 1740
cgtgaggcct gggctggttg gagaaggta caacccttct ctggtgtgct gccttctgct 1800
gaaagactcg agaaccaacc agggaagctg tcttgagggt ccctggctcg agagggacat 1860
agaatctgtg acctctgaca actgtgaagc caccctgggc tacagaaacc acagtcttcc 1920
cagcaattat tacaattctt gaattccttg gggatthttt actgcccttt caaagcactt 1980
aagtgttaga ttaacgtgtt tccagtgctt gtctgaggty acttaaaaa tcagaacaaa 2040
acttctatta tccagagtca tgggagagta cacccttctc aggaataatg ttttgggaaa 2100
cactgaaatg aatcttctcc agtattataa attgtgtatt taaaaaaaag aaacttttct 2160
gaaagcctac ctggcgggtg ataccaggca gtgtgccagt ttaaaaagat gaaaaagaat 2220
aaaaactttt gaggaaaaaa aaaaaaaaaa aaaaaaaaaa aa 2262

```

<210> SEQ ID NO 30

<211> LENGTH: 4909

<212> TYPE: DNA

<213> ORGANISM: Homo sapiens

<220> FEATURE:

<223> OTHER INFORMATION: IL1R1 glucocorticoid receptor-responsive gene

<400> SEQUENCE: 30

```

tagagcacc ctctgaagat ggtgactccc tctgagaag ctggaccctt tggtaaaaga 60
caaggccttc tccaagaaga atatgaaagt gttactcaga cttatttgtt tcatagctct 120
actgatttct tctctggagg ctgataaatg caaggaacgt gaagaaaaaa taattttagt 180
gtcatctgca aatgaaattg atgttctgct ctgtcctctt aaccctaatg aacacaaagg 240
cactataact tggatataag atgacagcaa gacacctgta tctacagaac aagcctccag 300
gattcatcaa cacaaagaga aactttgttt tgttctgctt aaggtggagg attcaggaca 360
ttactattgc gtggtaagaa attcatctta ctgcctcaga attaaaataa gtgcaaaatt 420
tgtggagaat gaggcctaact tatgttataa tgcacaagcc atatttaagc agaactacc 480

```

-continued

cgttgcagga gacggaggac ttgtgtgccc ttatatggag ttttttaaaa atgaaaataa 540
tgagttacct aaattacagt ggtataagga ttgcaaacct ctacttcttg acaatataca 600
ctttagtgga gtcaaagata ggctcatcgt gatgaatgtg gctgaaaagc atagagggaa 660
ctatacttgt catgcatcct acacatactt gggcaagcaa tatectatta cccgggtaat 720
agaatttatt actctagagg aaaacaaacc cacaaggcct gtgattgtga gccagctaa 780
tgagacaatg gaagtagact tgggatccca gatacaattg atctgtaatg tcaccggcca 840
gttgagtgc attgcttact ggaagtggaa tgggtcagta attgatgaag atgaccagct 900
gctaggggaa gactattaca gtgtggaaaa tcctgcaaac aaaagaagga gtaccctcat 960
cacagtgcct aatatacctg aaattgaaag tagattttat aaacatccat ttacctgttt 1020
tgccaagaat acacatggta tagatgcagc atatatccag ttaatatatc cagtcactaa 1080
tttcagaag cacatgattg gtatatgtgt cacgttgaca gtcataattg tgtgttctgt 1140
tttcatctat aaaatcttca agattgacat tgtgctttgg tacagggatt cctgctatga 1200
ttttctccca ataaaagctt cagatggaaa gacctatgac gcatatatac tgtatccaaa 1260
gactgttggg gaagggtcta cctctgactg tgatattttt gtgtttaaag tcttgctga 1320
ggctctggaa aacagttgtg gatataagct gttcatttat ggaagggatg actacgttgg 1380
ggaagacatt gttgaggtca ttaatgaaaa cgtaagaaa agcagaagac tgattatcat 1440
tttagtcaga gaaacatcag gcttcagctg gctgggtggt tcacttgaag agcaaatagc 1500
catgtataat gctcttggc aggatggaat taaagttgtc ctgcttgagc tggagaaaat 1560
ccaagactat gagaaaaatgc cagaatcgat taaattcatt aagcagaaac atggggctat 1620
ccgctggca ggggacttta cacagggacc acagtctgca aagacaaggt tctggaagaa 1680
tgtcaggtag cacatgccag tccagcgagc gtcacctca tctaaacacc agttagctgc 1740
accagccact aaggagaaa tgcaaagaga ggctcacgtg cctctcgggt agcatggaga 1800
agttgccaa agttctttag gtgcctcctg tcttatggcg ttgcaggcca ggttatgcct 1860
catgctgact tgcagagttc atggaatgta actatatcat cctttatccc tgaggtcacc 1920
tggaatcaga ttattaaggg aataagccat gacgtcaata gcagcccagg gcacttcaga 1980
gtagaggct tgggaagatc ttttaaaaag gcagtaggoc cgggtgtggtg gctcacgcct 2040
ataatcccag cactttggga ggctgaagtg ggtggatcac cagaggtcag gagttcgaga 2100
ccagcccagc caacatggca aaacccatc tctactaaaa atacaaaaat gagctaggca 2160
tggtaggaca cgctgtaat cccagctaca cctgaggctg aggcaggaga attgcttga 2220
ccggggagac ggaggttgca gtgagccgag tttgggccac tgcactctag cctggcaaca 2280
gagcaagact ccgtctcaaa aaaagggcaa taaatgcct ctctgaatgt ttgaactgcc 2340
aagaaaaggc atggagacag cgaactagaa gaaagggcaa gaaggaaata gccaccgtct 2400
acagatggct tagttaagtc atccacagcc caaggccggg gctatgcctt gctggggac 2460
cctgtagagt cactgacct ggagcggctc tcctgagagg tgctgcaggc aaagtgagac 2520
tgacacctca ctgaggaagg gagacatatt cttggagaac tttccatctg cttgtatttt 2580
ccatacacat ccccagccag aagttagtg ccgaagaccg aattttattt tacagagctt 2640
gaaaactcac ttcaatgaac aaagggatc tccaggatc caaagttttg aagtcactt 2700
agctttccac aggaggggaga gaacttaaaa aagcaacagt agcagggat tgatccactt 2760

-continued

cttaatgctt tctctcctgg catgaccatc ctgtcctttg ttattatcct gcattttaag 2820
tctttggagg aacagctccc tagtggcttc ctccgtctgc aatgtccctt gcacagccca 2880
cacatgaacc atccttccca tgatgccctt cttctgtcat cccgctcctg ctgaaacacc 2940
tcccaggggc tccacctgtt caggagctga agcccatgct tccccaccag catgtcactc 3000
ccagaccacc tccctgcctt gtccctccagc ttccctctgc tgtcctgctg tgtgaattcc 3060
caggttggcc tgggtggccat gtcgcctgcc cccagcactc ctctgtctct gctcttgccct 3120
cgacccttc tctcctttg cctaggaggc cttctcgcct tttctctage tgatcagaat 3180
tttaccaaaa ttcagaacat cctccaattc cacagtctct gggagacttt ccctaagagg 3240
cgacttcctc tccagccttc tctctctggt caggccact gcagagatgg tggtagcac 3300
atctgggagg ctggtctccc tccagctgga attgctctc tctgaggag aggctgtggt 3360
ggctgtctct gtccctcact gccttccagg agcaatttgc acatgtaaca tagatttatg 3420
taatgcttta tgtttaaaaa cattcccaa ttatcttatt taatttttgc aattattcta 3480
attttatata tagagaaagt gacctatttt ttaaaaaat cacactctaa gttctattga 3540
acctaggact tgagcctcca tttctggctt ctagtctggt gttctgagta cttgatttca 3600
ggtaataac ggtccccct cactccacac tggcacgttt gtgagaagaa atgacatttt 3660
gctaggaagt gaccgagtct aggaatgctt ttattcaaga caccaaatc caaacttcta 3720
aatgttgaa ttttcaaaaa ttgtgtttag attttatgaa aaactctct actttcatct 3780
attctttccc tagaggcaaa catttcttaa aatgtttcat tttcattaaa aatgaaagcc 3840
aaatttatat gccaccgatt gcaggacaca agcacagttt taagagttgt atgaacatgg 3900
agaggacttt tggtttttat atttctcgta ttaaatatgg gtgaacacca acttttattt 3960
ggaataataa tttctcctct aaacaaaaac acattgagtt taagtctctg actcctgcct 4020
ttccacctgc tttctcctgg gcccgctttg cctgcttgaa ggaacagtgc tgttctggag 4080
ctgctgttcc aacagacagg gcctagcttt catttgacac acagactaca gccagaagcc 4140
catggagcag ggatgtcacg tcttgaaaag cctattagat gttttacaaa ttaattttg 4200
cagattatth tagtctgtca tccagaaaat gtgtcagcat gcatagtgct aagaaagcaa 4260
gccaatttgg aaacttaggt tagtgacaaa attggccaga gagtgggggt gatgatgacc 4320
aagaattaca agtagaatgg cagctggaat ttaaggaggg acaagaatca atggataagc 4380
gtgggtggag gaagatccaa acagaaaagt gcaaagttat tccccatctt ccaagggttg 4440
aattctggag gaagaagaca cattcctagt tccccgtgaa cttccttga cttattgtcc 4500
ccactaaaac aaaacaaaaa acttttaatg ccttccacat taattagatt ttcttgcaat 4560
ttttttatg cattttttta aagatgccct aagtgttgaa gaagagtttg caaatgcaac 4620
aaaaatatta attaccggtt gttaaaactg gtttagcaca atttatattt tccctctctt 4680
gcctttctta tttgcaataa aaggtattga gccatttttt aaatgacatt tttgataaat 4740
tatgtttgta ctagttgatg aaggagtttt ttttaacctg tttatataat tttgcagcag 4800
aagccaaatt tttgtatata taaagcacca aattcatgta cagcatgcat cacggatcaa 4860
tagactgtac ttattttcca ataaaattht caaactttgt actgttaaa 4909

<210> SEQ ID NO 31

<211> LENGTH: 2210

-continued

```

<212> TYPE: DNA
<213> ORGANISM: Homo sapiens
<220> FEATURE:
<223> OTHER INFORMATION: BIN1 glucocorticoid receptor-responsive gene

<400> SEQUENCE: 31
cgcgcccctc cctcctcgcg gacctggcgg tgccggcgcc cggagtggcc ctttaaaagg    60
cagcttattg tccggagggg gcgggcgggg ggcgccgacc gcggcctgag gcccgcccc   120
tcccctctcc ctcccctctgt ccccgcgctc ctcgctggct agctcgtggt ctgctcgcc   180
cgtccggcgc acgctccgcc tccgtcagtt ggctccgctg tcgggtgcgc ggcgtggagc   240
ggcagccggg ctggacgcgc ggccggggct gggggctggg agcgcggcgc gcaagatctc   300
cccgcgcgag agcggcccct gccaccgggc gaggcctgcg ccgcgatggc agagatgggc   360
agtaaagggg tgacggcggg aaagatcgcc agcaactgac agaagaagct caccgcgcgc   420
caggagaagg ttctccagaa gctggggaag gcagatgaga ccaaggatga gcagtttgag   480
cagtgcgtcc agaatttcaa caagcagctg acggagggca cccggctgca gaaggatctc   540
cggacctacc tggcctccgt caaagccatg cacgaggett ccaagaagct gaatgagtgt   600
ctgcaggagg tgtatgagcc cgattggccc ggcagggatg aggcaaaaca gatcgagag   660
aacaacgacc tgctgtggat ggattaccac cagaagctgg tggaccaggc gctgctgacc   720
atggacacgt acctgggcca gtccccgac atcaagtcaac gcattgcca gcgggggcgc   780
aagctggtgg actacgacag tgccccgcac cactacgagt cccttcaaac tgccaaaaag   840
aaggatgaag ccaaaattgc caaggccgag gaggagctca tcaaagccca gaagggtgtt   900
gaggagatga atgtggatct gcaggaggag ctgcccgtccc tgtggaacag ccgcgtaggt   960
ttctacgtca acacgttcca gagcatcgcg ggccctggagg aaaacttcca caaggagatg  1020
agcaagctca accagaacct caatgatgtg ctggtcggcc tggagaagca acacgggagc  1080
aacaccttca cggcgaaggg ccagcccaga aagaaaagta aactgttttc gcggtcgcgc  1140
agaaagaaga acagtgacaa cgcgcctgca aaagggaaca agagcccttc gcctccagat  1200
ggctcccctg ccgccacccc cgagatcaga gtcaaccacg agccagagcc ggcgcggcggg  1260
gccacgcccc gggccacctc ccccaagtcc ccatctcagc cagcagaggc ctcgagggtg  1320
gcgggtggga cccaacctgc ggctggagcc caggagccag gggagacggc ggcagtga  1380
gcagcctcca gctctcttc tgctgtcgtg gtggagacct tcccagcaac tgtgaatggc  1440
accgtggagg gcggcagtg ggccgggcgc ttggacctgc cccaggttt catgttcaag  1500
gtacaggccc agcacgacta cacggccact gacacagacg agctgcagct caaggctggt  1560
gatgtggtgc tggatgctcc cttccagaac cctgaagagc aggatgaagg ctggctcatg  1620
ggcgtgaagg agagcgactg gaaccagcac aaggagctgg agaagtgccg tggcgtcttc  1680
cccgagaact tcaactgagag ggtcccatga cggcggggcc caggcagcct ccgggcgtgt  1740
gaagaacacc tcctcccga aatgtgtgg ttctttttt ttgtttgttt tcgtttttca  1800
tcttttgaag agcaaagggg aatcaagagg agacccccag gcagaggggc gttctcccaa  1860
agattaggtc gttttccaaa gagccgcgtc ccggcaagtc cggcggaatt caccagtgtt  1920
cctgaagctg ctgtgtcctc tagttgagtt tctggcgcgc ctgctgtgc ccgcatgtgt  1980
gcctggccgc agggcggggc tgggggctgc cgagccacca tgcttgctg aagcttcggc  2040
cgcgccaccc gggcaagggt cctcttttcc tggcagctgc tgtgggtggg gccagacac  2100

```

-continued

```

cagcctagcc tggctctgccc ccgcagacgg tctgtgtgct gtttgaaaat aaatcttagt 2160
gttcaaaaaca aaatgaaaca aaaaaaaaaat gataaaaact ctcaaaaaaa 2210

```

<210> SEQ ID NO 32

<211> LENGTH: 4664

<212> TYPE: DNA

<213> ORGANISM: Homo sapiens

<220> FEATURE:

<223> OTHER INFORMATION: WIPF1 glucocorticoid receptor-responsive gene

<400> SEQUENCE: 32

```

gcagcctccc ggcgctgagc gcttttctcg cccgcccggc tcagccctgc ggaacccggg 60
agaagtttcc cagaaaaaat gccacgcgcg gcgcggggct gcggagtcgt ccggagccgc 120
tgcgcgattt atcagcaaga ctggtgaaag cataactgcc caagatgctt gtccctcccc 180
ctccagcacc cccgcccgcc ccgacgtttg cactggccaa tacagagaag cctacctga 240
ataagacaga gcaggtggg agaaatgctc tcctttctga tatcagcaa ggaagaaac 300
taaagaagac ggtcaccaat gacagaagtg caccaatact ggacaaaact aaaggagctg 360
gtgctggagg cgggtggtgt ggctttggtg gaggcggcgg atttggcggg ggaggtggtg 420
gcggaggcgg tggaaagttt ggagggggcg gacctccagg tctgggagga ttgttccagg 480
ctggaatgcc gaagctgaga tccacggcca acagggataa tgattctgga ggaagccgac 540
caccattggt gccaccggga ggaagatcca catctgcgaa acccttttca cccccaagtg 600
gccacgggag gtttctctgt ccttctccag gccacagaag tggcccccca gagcctcaga 660
ggaaccgaat gccgccccca aggccogaag tgggctcaaa gcctgatagc attctctctc 720
cagtacctag tactccaaga cccattcaat caagtccgca caaccggggg tccccaccag 780
tgcccggagg ccccaggcag ccagccccg ggcccactcc tcccccttcc cctggaaac 840
gcggcactgc tttgggagga ggctcaatac gtcagtcctc cttgagctcc tctctgcct 900
tctccaaccg gcctccccctg ccgctacc ccagcagggc cttggatgac aaacccccctc 960
caccacctcc tccagtgggc aacaggccct ccatccacag ggaagcgggt cccccctctc 1020
ctctcagaa caacaagcct ccagtgcctt ccaactccgcg gccttcggcc tctcaccagg 1080
ccccacctcc gccgccacct cccagcaggc ccgggcccgc tcctctgctt ccaagttcca 1140
gcggcaatga cgaaccccc aactccccac agcggaatct gtcctcagc tcgtccacgc 1200
ccccgttacc ttcgccagga cgttcaggtc ctcttctctc cccgccagc gagagacccc 1260
cacctccagt gagggacccg ccagccgat caggccccct cccaccacct cctccagtaa 1320
gcagaaacgg cagcacatct cgggcccctgc ctgctacccc tcagttgcca tccaggagtg 1380
gagtagacag tcccaggagt ggacccagcc ccccccttcc tcctgatagg cccagtgtg 1440
gggcacctcc cccacctcca ccatcaacat ctattagaaa tggcttccaa gactctccat 1500
gtgaagatga gtgggaaagc agattctact tccatccgat ttccgatttg ccacctccag 1560
agccatagtg aaaaacgacc aaaagttatc ccagcaaact ggcaagaaac gaaagccgga 1620
gtggatccaa ccgaagagaa aggggtgctc caccactccc tccatcccgg aggtgatctt 1680
tgctgtctct tctctaccca agctcaagag ctgcttctgt tgctatctaa gaactgcata 1740
ccctctctcc tgcttcttcc cttgtgctc atgtatgggc aggaggaaag gtgggagggg 1800
gagtggaat atgctgtgtg ggggtggaat cggtaaagaa tgcacctagc ttttcatatt 1860

```

-continued

gtgtttatte tccaggetat tgcttgcttc agctgcagcc tgctgtgct ggctgctggg 1920
gtcgatagge ttttgcgta ataggcagag atgacttgea tcccagcttt ccaccaacca 1980
aattcaaaaca ttcactgctt atttgttaca gactgtaatt attaaagtcc ctgagagctg 2040
ttttctcccg ttccttttct gcatgcttgg cctcctctct gtttctatga accacagacc 2100
acctaagcaa gctgctgagt aagggtcac tggaaacttg cagtcacagg atgtccaatc 2160
tttggcagtc cgagcttggc tctaggacag agctgtccaa tagaaatata atgtgagccc 2220
catatacaat ttttacattt ctaatatatt ttaacaagt gaagttaata tgcattccaaa 2280
atatttcaac ctgtaatcaa cataaaattt taatgagata ttttatatta ttttttgta 2340
ctgaatcttc aaaatccaga gtgtatttta cactaccgc acatctccat tcagactagt 2400
cacattttta agtgctcagt agccacatgt ggctgggtggc tactggatta gacagcacga 2460
gtctggaaga tggaaagctag tgcagaaacc tcttgtttaa aaaacaaaa aggcaagatg 2520
ggcttgagcg attcaagagg caactaaaa taaaattagg acccagcacc ttgtttgaca 2580
cacagtttga ccttcgattt tctcctctta acttcctct tcccttaata tctgtataca 2640
agtggtgctt caaagtacca aggtcagaaa ttgattcagt acggtttact aaagtcatgt 2700
ggaataaagc cattgaaac aaatgaaag cctgtcggga cttctgggct cagaaccagc 2760
tggtcaccg actccacttg tcagctggac ttctgccttg tgaatggaa gcagccttg 2820
ttcctttctg gctgagcaag ctctgagggc tgggagagac taggaaggct tggtaggagg 2880
ggaaaaaagt caggaaaaga tatcaaatca gaaacatgga agaagaaggg aaccgatttg 2940
agttggtggg caaaacteta aaaatctaaa tctgatgctt atgtaagggt tgagcgaatt 3000
aggagattg ctagtggaaa ttggagggaa tttgttttgc atcatttgc taggatctat 3060
gcaaatatag ctccactaaa ggaccatagg gaagagccag ccttgccttt tcttatatga 3120
ttttgtttac aaaattttac tgggactttt aaatctagct atagagttgg gaaaaaatat 3180
ttccacttag atattttaca tggttttgtt taaaattacc attacttgtt ttttaaaac 3240
acatgaccac atatgtatat gtatatctac ctaaacattg tatcatggtt tcagtatggt 3300
attcatgtat tactgggaga tgctaccaag aaaccaacc aaagaaaatt ctgaaaaata 3360
catttctatt tatagaataa atgtttcatt tatataaaag caaagaact tagagttcta 3420
ataaatggga tgtctaataa attatgaagt tactgatttg aatatattat atttttataa 3480
cttctctgce aaagtctga tttagtacat tagagaacct gtgtttctct tctcctctac 3540
cattcatctc tcttcatac agtcatttgg gctttttact caaagagaat caagaaataa 3600
taaggtataa caagcttggc aaagtgttgg ctttttaaaa aaaaattttt ttaatctcta 3660
gcagtttggg aatttagcag catcatttat ttgggattct tttatctgat ttcaacagtg 3720
aaaaacatcc ctatgataa gcctaagac ccatttcaca aaagatggaa tttgccttc 3780
ctagaaaata tgacggagaa aagctgact cagagaaagt gagtctgaat tttataaggg 3840
gtagtaagaa ttggacaatt cctttgcata tctgaacttg gcaggtaccg ttctaaatct 3900
gaaacagggg gatagctcaa agttgccatt catccagaat agattgtttt agaatttagt 3960
gtttaagtga ctgtttcatt aatacaccta caccctttct ttgaaagttt gcaacctaat 4020
tgcatctaaa actatgaata agttctgttg taaaatctta aactatggaa aattacaaaa 4080
atgaattttt ctccctgaa atcagagctt acatgtgtgt tttttataa cattttcaga 4140

-continued

```

taaatgtatt caacatgtaa tacagtattt taacattcac ctcttatttt atattgaaat 4200
gtattacagt attaaaaactc agtggtcagt atttatttca ctatgcattt tatttagtaa 4260
aagccaggag aaatgtttaa tccaatgggtg ccttactttg tgatttaaaa gaaatcaact 4320
tttttttatg tctaagtagt agattatttg catatttgta aaaactgtta ggtctttata 4380
ttttaaagtg taataccagt tttgttattt tagtagcaga aatgggatga ttgttaaagt 4440
tccccaaaaa tgttggcatg aaattaattt ttcctcctt atagtcaagg accgtagagg 4500
aagaaaaact ttttttcat accatgcact atgtaaacag acacattttg ctatctgtgt 4560
catcaggata gtgtaagtgg taggtagag actaccctag acatctgcat ctttgaagt 4620
tagccagaca ataaagaaaa gcagaatgaa aaaaaaaaaa aaaa 4664

```

<210> SEQ ID NO 33

<211> LENGTH: 1166

<212> TYPE: DNA

<213> ORGANISM: Homo sapiens

<220> FEATURE:

<223> OTHER INFORMATION: TPPI glucocorticoid receptor-responsive gene

<400> SEQUENCE: 33

```

attccaact gccagtgatc tctgaagccg actctgaggc tccctctttg ctctaacaga 60
cagcagcgac tttagctgga ataatagtca aattcttacc tcgctcttcc actgctagta 120
agatcagatt gcgtttcttt cagttactct tcaatcgcca gtttcttgat ctgcttctaa 180
aagaagaagt agagaagata aatcctgtct tcaatacctg gaaggaaaaa caaataaacc 240
tcaactccgt tttgaaaaaa acattocaag aactttcacc agagatttta cttagatgat 300
ttacacaatg aagaaagtac atgcactttg ggcttctgta tgctgctgct ttaatcttgc 360
ccctgccctt cttaatgctg attctgagga agatgaagaa cacacaatta tcacagatac 420
ggagttgcca ccaactgaaa ttatgcattc attttgtgca ttcaaggcgg atgatggccc 480
atgtaaagca atcatgaaaa gatttttctt caatatttcc actcgacagt gcgaagaatt 540
tatatatggg g gatgtgaag gaaatcagaa tcgatttgaa agtctggaag agtgcaaaaa 600
aatgtgtaca agagataatg caaacaggat tataaagaca acattgcaac aagaaaagcc 660
agatttctgc tttttggaag aagatcctgg aatatgtcga ggttatatta ccaggatatt 720
ttataacaat cagacaaaac agtgtgaacg tttcaagtat ggtggatgcc tgggcaatat 780
gaacaatttt gagacactgg aagaatgcaa gaacatttgt gaagatggtc cgaatggttt 840
ccagggtgat aattatgga cccagctcaa tgctgtgaat aactccctga ctccgcaatc 900
aaccaagggt cccagccttt ttgttacaaa agaaggaaca aatgatgggt ggaagaatgc 960
ggctcatatt taccaagtct ttctgaacgc cttctgcatt catgcatcca tgttctttct 1020
aggattggat agcatttcat gcctatgta atatttgtgc ttttggcatt tccttaatat 1080
ttatagtat acgtgatgcc tttgatagca tactgctaataa agtttttaa tatttcatg 1140
catagtaaaa aaaaaaaaaa aaaaaa 1166

```

<210> SEQ ID NO 34

<211> LENGTH: 8449

<212> TYPE: DNA

<213> ORGANISM: Homo sapiens

<220> FEATURE:

<223> OTHER INFORMATION: FN1 glucocorticoid receptor-responsive gene

-continued

<400> SEQUENCE: 34

```

gcccgcgccg gctgtgctgc acagggggag gagagggaaac cccagggcgcg agcgggaaga    60
ggggacctgc agccacaact tctctgggcc tctgcatccc tctgtccct ccacccgtcc    120
ccttccccac cctctggccc ccaccttctt ggaggcgaca acccccggga ggcattagaa    180
gggatttttc ccgaggttg cgaagggaaag caaacttggg ggcaacttgc ctcccgttgc    240
gggctctctt cccccaccgt ctcaacatgc ttaggggtcc ggggcccggg ctgctgctgc    300
tggcgtcca gtgcctgggg acagcgggtgc cctccacggg agcctcgaag agcaagaggc    360
aggctcagca aatggttcag ccccagtcct cgggtgctgt cagtcaaagc aagcccgtt    420
gttatgacaa tggaaaaaac tatcagataa atcaacagtg ggagcggacc tacctaggca    480
atgctgttgt ttgtacttgt tatggaggaa gccgaggttt taactgctgag agtaaacctg    540
aagctgaaga gacttgcttt gacaagtaca ctgggaacac ttaccgagtg ggtgacactt    600
atgagcgtcc taaagactcc atgatctggg actgtacctg catcggggct gggcgaggga    660
gaataagctg taccatcgca aaccgctgcc atgaaggggg tcagtcctac aagattggtg    720
acacctggag gagaccacat gagactggtg gttacatgtt agagtgtgtg tgtcttggtg    780
atggaaaagg agaatggacc tgcaagccca tagctgagaa gtgttttgat catgctgctg    840
ggacttecta tgttgtcgga gaaacgtggg agaagcccta ccaaggttg atgatggtg    900
attgtacttg cctgggagaa ggcagcggac gcatcacttg cacttctaga aatagatgca    960
acgatcagga cacaaggaca tcctatagaa ttggagacac ctggagcaag aaggataatc   1020
gaggaaaact gctccagtgc atctgcacag gcaacggccg aggagagtgg aagtgtgaga   1080
ggcacacctc tgtgcagacc acatcgagcg gatctggccc cttcaccgat gttcgtgcag   1140
ctgtttacca accgcgcct cccccccagc ctccctcccta tggccaactgt gtcacagaca   1200
gtggtgttgt ctactctgtg gggatgcagt ggctgaagac acaaggaat aagcaaatgc   1260
tttgcacgtg cctgggcaac ggagtcagct gccaaagac agctgtaacc cagacttacg   1320
gtggcaactc aaatggagag ccatgtgtct taccattcac ctacaatggc aggacgttct   1380
actcctgcac cacagaaggg cgacaggacg gacatctttg gtgcagcaca acttcgaatt   1440
atgagcagga ccagaaatac tctttctgca cagaccacac tgttttggtt cagactcgag   1500
gaggaaatc caatggtgcc ttgtgccact tccccttct atacaacaac cacaattaca   1560
ctgattgcac ttctgagggc agaagagaca acatgaagtg gtgtgggacc acacagaact   1620
atgatgccga ccagaagttt gggttctgcc ccatggctgc ccacgaggaa atctgcacaa   1680
ccaatgaagg ggtcatgtac cgcattggag atcagtggga taagcagcat gacatgggtc   1740
acatgatgag gtgcacgtgt gttgggaatg gtcgtgggga atggacatgc attgcctact   1800
cgcagcttcg agatcagtgc attgtgatg acatcactta caatgtgaac gacacattcc   1860
acaagcgtca tgaagagggg cacatgctga actgtacatg cttcggtcag ggtcggggca   1920
ggtggaagtg tgatcccgtc gaccaatgcc aggattcaga gactgggacg ttttatcaaa   1980
ttggagattc atgggagaag tatgtgcatg gtgtcagata ccagtgtac tgctatggcc   2040
gtggcatttg ggagtggcat tgccaacctt tacagaceta tccaagetca agtggctctg   2100
tcgaagtatt tatcactgag actccgagtc agcccaactc ccaccccatc cagtggaatg   2160
caccacagcc atctcacatt tccaagtaca ttctcaggtg gagacctaaa aattctgtag   2220

```

-continued

gccgttgaa ggaagctacc ataccaggcc acttaaaactc ctacaccatc aaaggcctga	2280
agcctgggtg ggtatacgag ggccagctca tcagcatcca gcagtagggc caccaagaag	2340
tgactcgctt tgacttcacc accaccagca ccagcacacc tgtgaccagc aacaccgtga	2400
caggagagac gactcccttt tctcctcttg tggcacttc tgaatctgtg accgaaatca	2460
cagccagtag ctttgtggtc tcctgggtct cagcttccga caccgtgtcg ggattccggg	2520
tggaatatga gctgagttag gagggagatg agccacagta cctggatctt ccaagcacag	2580
ccacttctgt gaacatccct gacctgcttc ctggccgaaa atacattgta aatgtctatc	2640
agatatctga ggatggggag cagagtttga tcctgtctac ttcacaaaca acagcgcttg	2700
atgccctcc tgacccgact gtggaccaag ttgatgacac ctcaattgtt gttcgctgga	2760
gcagacccca ggctcccac acagggatca gaatagtcta ttcgcatca gtagaaggta	2820
gcagcacaga actcaacctt cctgaaactg caaactccgt caccctcagt gacttgcaac	2880
ctggtgttca gtataacatc actatctatg ctgtggaaga aaatcaagaa agtacacctg	2940
ttgtcattca acaagaacc actggcacc cagctcaga tacagtgcc tctcccagg	3000
acctgcagtt tgtggaagt acagacgtga aggtcacat catgtggaca ccgctgaga	3060
gtgcagtgac cggctaccgt gtggatgta tcccgtcaa cctgcctggc gagcacgggc	3120
agagctgcc catcagcagg aacaccttg cagaagtca cgggctgtcc cctggggtca	3180
cctattactt caaagtctt gcagtgagcc atgggagga gagcaagcct ctgactgctc	3240
aacagacaac caaactggat gctcccacta acctccagtt tgtcaatgaa actgattcta	3300
ctgtcctggt gagatggact ccacctggg cccagataac aggataccga ctgacctgg	3360
gccttaccg aagaggacag cccaggcagt acaatgtggg tcctctgtc tccaagtacc	3420
cactgaggaa tetgcagcct gcactgagt acaccgtatc cctcgtggcc ataaaggga	3480
accaagagag ccccaaaagc actggagtct ttaccacact gcagcctggg agctctatc	3540
caccttaca caccgaggtg actgagacca ccattgtgat cacatggacg cctgctcaa	3600
gaattggtt taagtctgg gtacgaccaa gccagggagg agaggacca cgagaagtga	3660
cttcagactc aggaagcctc gttgtgtccg gcttgactcc aggagtagaa tacgtctaca	3720
ccatccaagt cctgagagat ggacaggaag gagatgccc aattgtaaac aaagtgggta	3780
caccattgtc tccaccaaca aacttgcatc tggaggcaaa ccctgacact ggagtgtca	3840
cagtctcctg ggagaggagc accaccccag acattactgg ttatagaatt accacaacce	3900
ctacaaacg ccagcagga aattctttg aagaagtgg ccatgctgat cagagctcct	3960
gcacttttga taacctgagt cccggcctgg agtacaatgt cagtgtttac actgtcaagg	4020
atgacaagga aagtgtccct atctctgata ccatcatccc agctgttccct cctcccactg	4080
acctgcgatt caccaacatt ggtccagaca ccatgcgtgt cacctgggct ccaccccat	4140
ccattgatt aaccaacttc ctggtgctt actcactgt gaaaaatgag gaagatgtg	4200
cagagttgtc aatttctcct tcagacaatg cagtggctct aacaaatctc ctgcctggta	4260
cagaatatgt agtgagtgtc tccagtgtct acgaacaaca tgagagcaca cctcttagag	4320
gaagacagaa aacaggtctt gattcccaaa ctggcattga cttttctgat attactgcca	4380
actctttac tgtgactgg attgtctctc gagccaccat cactggctac aggatccgcc	4440
atcatccga gcacttcagt gggagacctc gagaagatcg ggtgcccac tctcggaatt	4500

-continued

ccatcaccct caccaacctc actccaggca cagagtatgt ggtcagcatc gttgctctta 4560
atggcagaga ggaaagtccc ttattgattg gccacaatc aacagtttct gatgttccga 4620
gggacctgga agttgtgtct gcgaccccc cagcctact gatcagctgg gatgctcctg 4680
ctgtcacagt gagatattac aggatcactt acggagagac aggaggaaat agccctgtcc 4740
aggagtccac tgtgcctggg agcaagtcta cagctaccat cagcggcctt aaacctggag 4800
ttgattatac catcactgtg tatgtgtca ctggccgtgg agacagcccc gcaagcagca 4860
agccaatttc cattaattac cgaacagaaa ttgacaaaacc atcccagatg caagtgaccg 4920
atgttcagga caacagcatt agtgtcaagt ggctgccttc aagttcccct gttactgggt 4980
acagagtaac caccactccc aaaaatggac caggaccaac aaaaactaaa actgcaggtc 5040
cagatcaaac agaaatgact attgaaggct tgcagccac agtggagtat gtggttagtg 5100
tctatgctca gaatccaagc ggagagagtc agcctctggt tcagactgca gtaaccaaca 5160
ttgatcgccc taaaggactg gcattcactg atgtggatgt cgattccatc aaaattgctt 5220
gggaaagccc acaggggcaa gtttccaggt acaggggtgac ctactcgagc cctgaggatg 5280
gaatccatga gctattccct gcacctgatg gtgaagaaga cactgcagag ctgcaaggcc 5340
tcagaccggg ttctgagtac acagtcagtg tggttgcctt gcacgatgat atggagagcc 5400
agccctgat tggaaaccag tccacagcta ttctgcacc aactgacctg aagttcactc 5460
aggtcacacc cacaagcctg agcggccagt ggacaccacc caatgttcag ctactggat 5520
atcgagtgcg ggtgaccccc aaggagaaga cggaccaat gaaagaaatc aaccttgctc 5580
ctgacagctc atccgtggtt gtatcaggac ttatggtggc caccaaaatg gaagtgagtg 5640
tctatgctct taaggacact ttgacaagca gaccagctca gggagttgtc accactctgg 5700
agaatgtcag cccaccaaga agggctcgtg tgacagatgc tactgagacc accatcacca 5760
ttagctggag aaccaagact gagacgatca ctggcttcca agttgatgcc gttccagcca 5820
atggccagac tccaatccag agaaccatca agccagatgt cagaagctac accatcacag 5880
gtttacaacc aggcactgac tacaagatct acctgtacac cttgaatgac aatgctcgga 5940
gctcccctgt ggtcatcgac gcctccactg ccattgatgc accatccaac ctgctgttcc 6000
tggccaccac acccaattcc ttgctggtat catggcagcc gccacgtgcc aggattaccg 6060
gtacatcat caagtatgag aagcctgggt ctctcccag agaagtggtc cctcgccccc 6120
gcccctgggt cacagaggct actattactg gcctggaacc gggaaaccgaa tatacaattt 6180
atgtcattgc cctgaagaat aatcagaaga gcgagcccct gattggaagg aaaaagacag 6240
acgagcttcc ccaactggta acccttccac accccaatct tcatggacca gagatcttgg 6300
atgttccctc cacagttcaa aagacccctt tegtaccca ccctgggtat gacactggaa 6360
atggtattca gtttctggc acttctggtc agcaaccag tgttgggcaa caaatgatct 6420
ttgaggaaca tggtttttagc cggaccacac cgcccacaac ggccaccccc ataaggcata 6480
ggccaagacc ataccgcgag aatgtaggac aagaagctct ctctcagaca accatctcat 6540
gggccccatt ccaggacact tctgagtaca tcatttcatg tcatcctggt ggcactgatg 6600
aagaaccctt acagttcagg gttctggaa cttctaccag tgccactctg acaggcctca 6660
ccagaggtgc cacctacaac atcatagtgg aggcactgaa agaccagcag aggcataagg 6720
ttcgggaaga ggttgttacc gtgggcaact ctgtcaacga aggcttgaac caacctacgg 6780

-continued

```

atgactcgtg ctttgacccc tacacagttt cccattatgc cgttgagat gagtgggaac 6840
gaatgtctga atcaggcttt aaactgttgt gccagtgtt aggccttga agtggtcatt 6900
tcagatgtga ttcacttaga tgggtccatg acaatggtgt gaactacaag attggagaga 6960
agtgggaccg tcaggagaaa aatggccaga tgatgagctg cacatgtctt gggaacggaa 7020
aaggagaatt caagtgtgac cctcatgagg caacgtgtta tgatgatggg aagacatacc 7080
acgtaggaga acagtggcag aaggaataatc tcggtgccat ttgctcctgc acatgctttg 7140
gaggccagcg gggctggcgc tgtgacaact gccgcagacc tgggggtgaa cccagtcccg 7200
aaggcactac tggccagtcc tacaaccagt attctcagag ataccatcag agaacaaca 7260
ctaatgttaa ttgcccaatt gagtgtctca tgcctttaga tgtacaggct gacagagaag 7320
attcccgaga gtaaatcacc tttccaatcc agaggaacaa gcattgtctc ctgccaaagat 7380
ccatctaaac tggagtgatg ttagcagacc cagcttagag ttcttcttc tttcttaagc 7440
cctttgtctc ggaggaagt ctccagcttc agctcaactc acagcttctc caagcatcac 7500
cctgggagtt tcctgaggtt tttctcataa atgagggctg cacattgctt gttctgcttc 7560
gaagtattca ataccgctca gtattttaa tgaagtgatt ctaagatttg gttgggatc 7620
aataggaag catatgcagc caaccaagat gcaaatgttt tgaatgata tgacaaaat 7680
tttaagtagg aaagtacccc aaacacttct gctttcactt aagtgtctgg cccgcaatac 7740
tgtaggaaca agcatgatct tgttactgtg atattttaa tatccacagt actcactttt 7800
tccaaatgat cctagtaatt gctagaaaat atcttctctc tacctgttat ttatcaattt 7860
ttcccagtat tttataccg aaaaaattgt attgaaaaca cttagtatgc agttgataag 7920
aggaatttgg tataattatg gtgggtgatt atttttata ctgtatgtgc caaagcttta 7980
ctactgtgga aagacaactg ttttaataaa agatttaccat tccacaactt gaagttcatc 8040
tatttgatat aagacacctt cgggggaaat aattcctgtg aatattcttt tccaattcag 8100
caaacatttg aaaatctatg atgtgcaagt ctaattgttg atttcagtac aagattttct 8160
aaatcagttg ctacaaaaac tgattggttt ttgtcacttc atctcttcac taatggagat 8220
agctttacac tttctgcttt aatagattta agtggacccc aatatttatt aaaattgcta 8280
gtttaccgtt cagaagtata atagaaataa tctttagtgt ctcttttcta accattgtaa 8340
ttcttcctc ctccctcca ccttctcttc attgaataaa cctctgttca aagagattgc 8400
ctgcaagggg aataaaaatg actaagatat taaaaaaaa aaaaaaaaa 8449

```

<210> SEQ ID NO 35

<211> LENGTH: 4625

<212> TYPE: DNA

<213> ORGANISM: Homo sapiens

<220> FEATURE:

<223> OTHER INFORMATION: FAM134A glucocorticoid receptor-responsive gene

<400> SEQUENCE: 35

```

agegctccgc agtcacgtga cgctcgtccg caacctctgc tgcctccgc ggcgccccct 60
tccgcctgac ggcgccccgg cggcggccgc gcagccctgg ctctcgcgg gctcggggcg 120
cggctgcggc ggggctatgg cgagcggcgg tggcgggggt aacctggcg cgggtggggg 180
gccggggatg ggccctgagc tgggcctggg tctgggtctg agcctaggca tgagtgagge 240
caccagtgag gcagaggagg aggcggccac ggccgaggcg gtgggacgcc tggccacgac 300

```

-continued

gctgtggctg	cggtccgcg	gctgggaggc	ggtgctggcg	gcggcgcagc	ggttgcctggt	360
gtgggagaag	ccgctgcaca	gcctggtcac	ggcggccgcg	ctcaacggcc	tcttctggtt	420
gctgtcttcc	tgcctccccc	ggcccttctt	cctactcagc	gtctcacttt	tggcctatct	480
tctgtgggat	ctctggcagc	ctcgttttct	ccctgacgtt	tcagcatcat	ccccagagga	540
gccacactct	gacagtgagg	gtgcggggtc	aggcgcccgg	ccgcacctgc	tgagtgtgcc	600
cgagttgtgc	agatacctgg	ctgagagctg	gctcaccttc	cagattcacc	tgcaggagct	660
gctgcagtae	aagaggcaga	atccagctca	gttctgcgtt	cgagtctgct	ctggctgtgc	720
tgtgttggtc	gtgttgggac	actatgttcc	agggattatg	atttcctaca	ttgtcttgtt	780
gagtatccctg	ctgtggcccc	tgggtggtta	tcatgagctg	atccagagga	tgtacactcg	840
ccctggagccc	ctgctcatgc	agctggacta	cagcatgaag	gcagaagcca	atgccctgca	900
tcacaaacac	gacaagagga	agcgtcaggg	gaagaatgca	ccccaggag	gtgatgagcc	960
actggcagag	acagagagtg	aaagcgaggc	agagctggct	ggcttctccc	cagtgtgtgga	1020
tgtgaagaaa	acagcattgg	ccttggccat	tacagactca	gagctgtcag	atgaggaggc	1080
ttctatcttg	gagagtggtg	gcttctccgt	atccccggcc	acaactccgc	agctgactga	1140
tgtctccgag	gattttggacc	agcagagcct	gccaaagtga	ccagaggaga	ccctaagccg	1200
ggacctaggg	gagggagaggg	agggagagct	ggccctccc	gaagacctac	taggccgtcc	1260
tcaagctctg	tcaaggcaag	ccctggactc	ggaggaagag	gaagaggatg	tggcagctaa	1320
ggaaaccttg	ttgcgctctc	catccccctc	ccactttgtg	aacacgcact	tcaatggggc	1380
agggctcccc	ccagatggag	tgaatgtctc	ccctggagga	ccagtggaga	caactgagccc	1440
cgagacagtg	agtgggtggc	tcaactgctc	gcccggcacc	ctgtcacctc	caactttgct	1500
tgttggaagt	gaccagcccc	cctccccctc	cattctccca	cctgttcccc	aggactcacc	1560
ccagcccctg	cctgcccctg	aggaagaaga	ggcactcacc	actgaggact	ttgagttgct	1620
ggatcagggg	gagctggagc	agctgaatgc	agagctgggc	ttggagccag	agacaccgcc	1680
aaaaaccctc	gatgtccac	ccctggggcc	cgacatccat	tctctggtac	agtcagacca	1740
agaagctcag	gccgtggcag	agccatgagc	cagccgttga	ggaaggagct	gcaggcacag	1800
tagggcttcc	tggctaggag	tgttgcctgt	tcctcctttg	cctaccactc	tggggtgggg	1860
cagtgtgtgg	ggaagctggc	tgtcggatgg	tagctattcc	accctctgcc	tgcctgcctg	1920
cctgctgtcc	tgggcatggt	gcagtacctg	tgcctaggat	tggttttaa	tttghtaaata	1980
atthtccatt	tgggttagtg	gatgtgaaca	gggctagggg	agtccctccc	acagcctgcg	2040
cctgcctccc	tgcctcatct	ctattctcat	tccactatgc	cccaggccct	ggtggctctgg	2100
ccctttcttt	ttctctcat	cctcagggac	ctgtgctgct	ctgccctcat	gtcccacttg	2160
gttgtttagt	tgaggcactt	tataatthtt	ctcttgcctt	gtgttctttt	ctgctttatt	2220
tcctctgtgt	gtcctgtcct	tagcagctca	acccatcct	ttgccagctc	ctcctatccc	2280
gtgggcactg	gccaagcttt	agggaggtcc	ctggtctggg	aagtaaagag	taaacctggg	2340
gcagtgggtc	aggccagtag	ttacactctt	aggtcactgt	agtctgtgta	accttcaactg	2400
catccttgcc	ccatcagccc	cgccctttca	tgatgcagga	gagcagggat	cccgcagtae	2460
atggcgccag	caactggagtt	ggtgagcatg	tgtctctctc	tgagattagg	agcttccctta	2520
ctgctctctc	gggtgatcca	agtgtagtgg	gacccctac	tagggctcag	aagtggacac	2580

-continued

taacatctgt gcaggtgttg acttgaaaaa taaagtgttg attggctaga actgctgcct	2640
cctgactgt gagctgcctt ccacacctg cactgcactg tgttctctcc tcaccttaa	2700
cctgcttcac tccagtctgt tctggctgtt tattaccttg ttgcaaaaca gggcccgaagc	2760
aaggattacc ttgacaaccc tagcttctcc ttagccatct tccttgacag tgtgatctgt	2820
ttagtgagat ttagcatgtg tgaataaagt atatgcagga ggaaattgct ttgtcttccc	2880
aatcggtaga aattcgggac cataaaaatt gtgttttacc atgtggccta caacctaac	2940
actgctttct taagaagtct tcacctatct acatgctaac aactcaactca gcctggattt	3000
atctttactg ggaagccaa acaagcaata gaggacctt acctgtgtta gaaatgagtt	3060
ggagccaag aacactgaag aaatagtatc ttaacagtta ctgagtccat tgtatgtgct	3120
tggctctgct ctgagtgtt tatatgtatt aagatttttc ctcacaggtc agatataac	3180
tgttactaac ttcattttat agacaggta agcttctga aggccacagg tcccagtaaa	3240
ttgtggagcc agaaccctaaa cccaagaagt tttggcttca gcaaatgcat cagacagccc	3300
ctgtccatta atagggcaca ggtaggaaga tgcacaagga tgtgggaact atagagaacc	3360
aatctgatgc cttggcttaa caaagagtgg acatggcaag ccttctctt tggggaagaa	3420
aagcccagaa ctgagcagat ggcctcctt atgagttcat gtcctccgcc ttcagctgga	3480
ggtaaccat ggcatgcta cctgtcttcc tgetggaggt accataggt aatgctgcct	3540
ggctgtctgc tggaggtacc atatggtaat gctgctgtc tttctgaggt tgaactttat	3600
gccatgtctt tccaaagtgt gtaagaattt ttctgtttgc ttcacatttg actgagaatc	3660
attctaggtt ttgattgagc cctgtctctg tgccactaaa ggaactcgaa cttttcatca	3720
cttagagatt tcagagggga atggaaaaac agttctaac aataagcaag caattcaaga	3780
aaaaatagaat taatcaggca atgactgcaa catgtcctat ctttaatcta ttttcttatt	3840
aagcttggaac attgacaata gaaccagaag cttgtagctg gatcaaaata ttctccatag	3900
gcctggagtt tcatgaggtt ctattctttt gttgtgttg ttttggttt ttgtttttt	3960
tgggtttttt ttttttttt tttgagacgg agtcttgttc tgttgcccag gctggagtgc	4020
aatggtgcag tcttggttca ctgcaacctc tgcctcccag gttcaaaaca ttctcctgcc	4080
tcagccgtcc aagtagctgg gattacaggt goatgccacg atgcctggct attttttga	4140
tttttagtag aggtggggtt tcacctgtt ggccaggctg gtctcgaact cctgacctca	4200
ggtgattcac ccacctcgcc ctcccaaagt gctgggatta caggtgtgag ccacggcgcc	4260
cagcctcatg agggctctatt ctttacatc accatggtct gatggttgc acatgtttgt	4320
ctatgatttt tttttctat tatcagggtt cttggccggt tcatgcccga cgatgaaagg	4380
gccagaggtt ttcatatgag taaaagaaaa aagcagaaat gtgaaacct caattaggct	4440
aaacaaaaat caactggaaa agtacaggct gaggggagaa gagttggcta catgtttatg	4500
ttaggggag agggagtaca ttttagctat gtattcaaac agctaatagt ttaatgttc	4560
tgttataaa cttaatttta ggctgcatta ataaaagtgt agtctccaaa acaaaaaaaaa	4620
aaaaa	4625

<210> SEQ ID NO 36

<211> LENGTH: 7556

<212> TYPE: DNA

<213> ORGANISM: Homo sapiens

-continued

<220> FEATURE:

<223> OTHER INFORMATION: NR1P1 glucocorticoid receptor-responsive gene

<400> SEQUENCE: 36

```

gcagggcct tcgggaccg agcctgacgg agccggaggc tgggagccgc ggcggcctgg      60
ggaagtgtt ggattgtgag ctatttcaga actgttctca ggactcatta ttttaacatt     120
tgggagaaac acagccagaa gatgcacact tgactgaagg aggacagga atctgaagac     180
tccggatgac atcagagcta cttttcaaca gccttctcaa ttttcttct cagaaaagcag     240
aggctcagag cttggagaca gacgaacact gatatttga tttaatgggg aacaaaagat     300
gaagaaggaa aaggaatata ttcactaagg attctatctg cttactgcta cagacctatg     360
tgtaaggaa ttcttctcct cctccttgcg tagaagttga tcagcactgt ggtcagactg     420
catttatctt gtcattgcca gaagaaatct tggacagaat gtaacagtac gtctctctct     480
gattgcatg gaaggtgata aactgatact cttttattaa agttacatcg cactcaccac     540
agaaaacat tctttaaagt gaatagaaac caagcccttg tgaacacttc tattgaacat     600
gactcatgga gaagagcttg gctctgatgt gcaccaggat tctattgttt taacttacct     660
agaaggatta ctaatgcatc aggcagcagg gggatcaggt actgccgttg acaaaaagtc     720
tgctgggcat aatgaagagg atcagaactt taacatttct ggcagtgcac tteccacctg     780
tcaaagtaat ggtccagttc tcaatacaca tacatatcag ggtctggca tegtgcacct     840
caaaaagcc agactgttgc agtcttctga ggactggaat gcagcaaagc ggaagaggct     900
gtctgattct atcatgaatt taaacgtaaa gaaggaagct ttgctagctg gcatggttga     960
cagtgtgcct aaaggcaaac aggatagcac attactggcc tctttgett c agtcattcag    1020
ctctaggctg cagactgttg ctctgtcaca acaaatcagg cagagcctca aggagcaagg    1080
atatgcctc agtcatgatt ctttaaaagt ggagaaggat ttaaggtgct atgggtgttc    1140
atcaagtcac ttaaaaactt tgttgaagaa aagtaaagtt aaagatcaaa agcctgatac    1200
gaatcttct gatgtgacta aaaacctcat cagagatagg tttgcagagt ctctcatca    1260
tgttggaaca agtggaacaa aggtcatgag tgaaccgttg tcatgtgctg caagattaca    1320
ggctgttgca agcatggtgg aaaaaagggc tagtctctgc acctcaccta aacctagtgt    1380
tgctttagc cagttagcat tacttctgtc aagcgaagcc catttgcagc agtattctcg    1440
agaacacgct ttaaaacgc aaaatgcaaa tcaagcagca agtgaaagac ttgctgctat    1500
ggccagattg caagaaaatg gccagaagga tgttggcagt taccagctcc caaaaggaat    1560
gtcaagccat cttaatggtc aggcagaac atcatcaagc aaactgatgg ctagcaaaag    1620
tagtgctaca gtgtttcaaa atccaatggg tatcattcct tcttcccta aaaatgcagg    1680
ttataagaac tcaactgaaa gaaacaatat aaaacaagct gctaacaata gtttgctttt    1740
acatcttctt aaaagccaga ctatacctaa gccaatgaat ggacacagtc acagtgagag    1800
aggaagcatt tttgagaaa gtagtacacc tacaactatt gatgaatatt cagataacaa    1860
tcctagtttt acagatgaca gcagtgtgta tgaagttct tattccaact gtgttcccat    1920
agactgtctt tgcaaacacc gaactgaaaa atcagaatct gaccaactcg tttccctgga    1980
taacttcact caatccttgc taaacacttg ggatccaaaa gtcccagatg tagatatcaa    2040
agaagatcaa gatacctcaa agaattctaa gctaaactca caccagaaag taacacttct    2100
tcaattgcta cttggccata agaatgaaga aatgtagaa aaaaacacca gccctcaggg    2160

```

-continued

agtacacaat gatgtgagca agttcaatac acaaaattat gcaaggactt ctgtgataga 2220
aagccccagt acaaatcgga ctactccagt gagcactcca cctttactta catcaagcaa 2280
agcaggggtct cccatcaatc tctctcaaca ctctctggtc atcaaatgga attccccacc 2340
atatgtctgc agtactcagt ctgaaaagct aacaaatact gcatctaacc actcaatgga 2400
ccttacaaaa agcaaagacc caccaggaga gaaaccagcc caaaatgaag gtgcacagaa 2460
ctctgcaacg tttagtgcc a gtaagctgtt acaaaattta gcacaatgtg gaatgcagtc 2520
atccatgtca gtggaagagc agagaccagc caaacagctg ttaactggaa acacagataa 2580
accgataggt atgattgata gattaaatag ccctttgctc tcaataaaaa caaatgcagt 2640
tgaagaaaat aaagcattta gtagtcaacc aacaggctct gaaccagggc tttctggttc 2700
tgaatatgaa aatctgcttg aaagacgtac tgtcctccag ttgctcctgg ggaaccccaa 2760
caaagggag agtgaaaaa aagagaaaac tccttaaga gatgaaagta ctcaggaaca 2820
ctcagagaga gctttaagtg acaaaatact gatggtgaaa ataaaatctg agccttgta 2880
tgacttaaca attcctaaca caaatgtgca cttgagccat gatgctaaga gtgccccatt 2940
cttgggtatg gctcctgctg tgcagagaag cgcacctgcc ttaccagtgt ccgaagactt 3000
taaatcggag cctgtttcac ctcaggattt ttctttctcc aagaatggc tgctaagtcg 3060
attgctaaga caaaatcaag atagttacct ggcagatgat tcagacagga gtcacagaaa 3120
taatgaaatg gcacttctag aatcaaagaa tctttgcatg gtcctaaga aaaggaagct 3180
ttatactgag ccattagaaa atccattta aaagatgaaa aacaacattg ttgatgctgc 3240
aaacaatcac agtgccccag aagtaactgta tgggtccttg ctttaaccagg aagagctgaa 3300
athtagcaga aatgatcttg aatttaata tcctgctggt catggctcag ccagcgaaag 3360
tgaacacagg agttgggcca gagagagcaa aagctttaat gttctgaaac agctgcttct 3420
ctcagaaaac tgtgtcggag atttgtcccc gcacagaagt aactctgtgg ctgacagtaa 3480
aaagaaagga cacaaaaata atgtgacc aaagcaaacct gaatttagca tttcttctt 3540
aatggactg atgtacagtt ccaactcagcc cagcagttgc atggataaca ggacattttc 3600
atacccaggt gtagtaaaaa ctctgtgag tcctactttc cctgagcact tgggctgtgc 3660
agggcttaga ccagaatctg ggcttttgaa tgggtgttcc atgccagtg agaaaggacc 3720
cattaagtgg gttatcactg atgcggagaa gaatgagtat gaaaaagact ctccaagatt 3780
gacaaaaacc aacccaatac tatattacat gcttcaaaaa ggaggcaatt ctgttaccag 3840
tcgagaaaca caagacaagg acatttgag ggaggcttca tctgctgaaa gtgtctcaca 3900
ggtcacagcc aaagaagagt tacttctac tgcagaaacg aaagcttctt tctttaattt 3960
aagaagccct tacaatagcc atatgggaaa taatgcttct cgccacaca gcgcaaatgg 4020
agaagtttat ggacttctgg gaagcgtgct aacgataaag aaagaatcag aataaaatgt 4080
acctgccatc cagttttgga tctttttaa actaatgagt atgaactga gatctgtata 4140
aataagagca tgatttga aaagcatgg tataattgaa actttttca tttgaaaag 4200
tattggttac tgggtgatgt gaaatatgca tactaatttt tgcttaacat tagatgtcat 4260
gaggaaacta ctgaactagc aattgggtgt ttaaaccttc tgtatgcatc agataacaac 4320
tgtgagtagc ctatgaaatg aattctttta taaatattag gcataaatta aaatgtaaaa 4380
ctccattcat agtggattaa tgcattttgc tgcctttatt agggctactt attttgcttt 4440

-continued

tcagaagtca	gcctacataa	cacatTTTTa	aagtctaAAC	tgTTaaacaa	ctctTTaaag	4500
gataattatc	caataaaaaa	aaacctagtg	ctgattcaca	gcttattatc	caattcaaaa	4560
ataaattaga	aaaatatatg	cttacatTTT	tcactTTTgc	taaaaagaaa	aaaaaaaggt	4620
gtttatTTTT	aactcttgga	agaggTTTTg	tggtTcccaa	tgtgtctgtc	ccaccctgat	4680
cctTTTcaat	atatatTTct	tTaaaccttg	tgctacttag	taaaaattga	ttacaattga	4740
gggaagTTtg	atagatcctt	taaaaaaaag	gcagattTcc	atTTTTgtga	TTTTaactac	4800
TTTactaaat	taatactcct	cctTTTcacg	aattagaaaa	gTTaacatTT	atctTTtaggt	4860
ggTTTctcga	aaagTTgaat	attTaaagaaa	tgtTTTTtaa	cagaagcaaa	atggctTTTc	4920
TTTggacagt	TTTcaccatc	tctTgtaaaa	gTTaattctc	accattctcg	Tggtacctgc	4980
gagTgTTatg	accaggatTc	ctTaaacctg	aactcagacc	actTgcatta	gaaccatctg	5040
gagcactTgt	TTTTaaatgc	agattcatag	gcagcatctc	agatctacag	acaagaatc	5100
tctgctaagt	ggacctggaa	tctTccatct	gcactTtaac	atgctctcta	ggTgTTctt	5160
gtgTTTgaga	accatgactt	atgactTTTc	tcagaacatg	agactgTaaa	acaaaaacaa	5220
aaaactatgt	gatgcctcta	TTTTccocaa	tacagtcaaa	catcagctca	aaatTTgcaa	5280
tattgtagtt	catataattac	cgTTatgtct	tTggaatcg	ggTtcagaac	actTTTTatg	5340
acaaaaattg	ggTggagggg	ataactTTTc	tatctggctc	aacatctcag	gaaaaatctgt	5400
gattatTTgt	gtgTTcTaat	gagTaaatc	tacttagTTa	gcTTtaggga	Tggaaaaaaca	5460
gggccactta	ccaaactcag	gtgattccag	gatggTTTgg	aaactTctcc	Tgaatgcac	5520
ctTaaacctt	attaaaaacca	tTgtcctaag	aacaatgcca	acaaagctta	caacatttag	5580
TTTaaacca	agaagggcac	Taaactcaga	tTgactaaat	aaaaagtaca	aagggcacat	5640
atacgtgaca	gaattgtaca	caatcactcc	attggatctt	tTactTTaaa	gtagtgatga	5700
aaagtacatg	Ttgatactgt	ctTagaagaa	attaatatat	tagTgaagcc	acatgggggt	5760
tCagTTgCga	aacaggtctg	TTTTtatgTT	cagTTTgtac	aatccacaat	tCattCacca	5820
gatatTTTgt	tctTaatTgt	gaaccaggtt	agcaaatgac	ctatcaaaaa	tTattctata	5880
atcactacta	gTTaggat	TgattTaaaa	tTgtTctact	TgaagTggtt	tctaaagattt	5940
tTatattaaa	aataggtgtg	attTccta	atgatctaaa	accTaaatg	gTtattTTTc	6000
ctcagaatga	TTTgTaaata	gctactggaa	atattataca	gTaataggag	Tgggtattat	6060
gcaacatcat	ggagaagtga	aggcataggg	tTattctgac	ataaaattcc	actggccagt	6120
Tgaatatatt	ctattccatg	tccatactat	gacaactTta	Tgtcaacac	tataaaata	6180
agctTTTaaa	caagTcattt	tctTgatcG	Tgtggaagg	TTTggagcct	tagaggtatg	6240
tCagaaaaaa	tatgTTgTga	tTctccctTg	ggtagggggg	aatgacctTt	tTacaagaga	6300
gtgaaattta	ggTcagggaa	aagaccaagg	gccagcattg	ctactTTTgt	gtgtgtgtgt	6360
gtgggTTTTg	TTTTgtTTTT	tTggtTggct	ggTgtTTTc	gTtgtTgtta	acaaaggaat	6420
gagaatatgt	aatactTaaa	Taaacatgac	cacgaagaat	gctgtTctga	TTTactagag	6480
aatgTtccca	attTgaattt	agggtgattt	Taaagaacag	Tgagaaaggg	catacatcca	6540
cagattcact	tTgtTTatgc	atatgtagat	acaaggatgc	acataTcac	atTTTcaagg	6600
actatTTtag	atactagac	aattTctTct	aataaagTca	TTTgtgaaag	ggTactacag	6660
cttattgaca	tCagTaaagT	agcattcatt	acctgTTTat	tctctgctgc	atctTcacaga	6720

-continued

```

agagtaaact ggtgagagta tatatTTTT atatatatat atatatatat atataaatg 6780
tatatatata tatattgact tgttacatga agatgttaaa atcggTTTT aaaggtgatg 6840
taaatagtga tttcctaata gaaaaataca tttttgtat tgttctaata caacagaaaa 6900
gccttttaata ctctttgggt cctgtatatt ccatgtataa gtgtaaatat aatcagacag 6960
gtttaaaagt tgtgcatgta tgtatacagt tgcaagtctg gacaaatgta tagaataaac 7020
cttttattta agttgtgatt acctgctgca tgaaaagtgc atgggggacc ctgtgcatct 7080
gtgcatttgg caaaatgtct taacaaatca gatcagatgt tcacctaac atgacagtat 7140
tccatttctg gacatgacgt ctgtggttta agctttgtga aagaatgtgc tttgattcga 7200
agggtcttaa agaatttttt taatcgtcaa ccacttttaa acataaagaa ttcacacaac 7260
tactttcatg aattttttta tcccattgca aacattatc caagagtatc ccagtattag 7320
caatactgga atataggcac attaccatc atagtaagaa ttctggtgtt tacacaacca 7380
aatttgatgc gatctgctca gtaataaat ttgccatttt tattagaat ttaatttctt 7440
catgtgatgt catgaaactg tacatactgc agtgtgaatt tttttgttt gttttttaat 7500
cttttagtgt ttacttctg cagtgaattt gaataaatga gaaaaaatgc attgtc 7556

```

<210> SEQ ID NO 37

<211> LENGTH: 1516

<212> TYPE: DNA

<213> ORGANISM: Homo sapiens

<220> FEATURE:

<223> OTHER INFORMATION: RAC2 glucocorticoid receptor-responsive gene

<400> SEQUENCE: 37

```

tgccccacca ccgctgctcc tcagcaggcg cctcaccagc ctccacacc cttgcgccc 60
cagaaaacgcg cctggccctg agctgtcacc accgacactc tccaggetcc ggacaacgatg 120
caggccatca agtgtgtggt ggtgggagat ggggccgtgg gcaagacctg ccttctcacc 180
agctacacca ccaacgcctt tcccggagag tacatcccca ccgtgttga caactattca 240
gccaatgtga tgggtgacag caagccagt aacctggggc tgtgggacac tgctgggcag 300
gaggactacg accgtctccg gccgtctcc tatccacaga cggacgtctt cctcatctgc 360
ttctccctcg tcagcccagc ctcttatgag aacgtccgag ccaagtgtt cccagaagtg 420
cggcaccact gccccagcac acccatcacc ctggtgggca ccaagctgga cctgccccgac 480
gacaaggaca ccatcgagaa actgaaggag aagaagctgg ctccatcac ctacccgacg 540
ggcctggcac tggccaagga gattgactcg gtgaaatacc tggagtgtc agctctcacc 600
cagagaggcc tgaaaaccgt gttcgacgag gccatccggg ccgtgctgtg ccctcagccc 660
acgcccagc agaagcgcgc ctgcagctc ctctaggggt tgcaccccag cgtccccacc 720
tagatgggtc tgatcctcca ggatccccc ccaaagcctg atggcaccac ggctggccat 780
gctgtccctt ccctgtggcg tttcttagca gatggctgca gagcttcgtt gatggtcttt 840
tctgtactgg aggcctcctg aggccaggaa cgtgcaaatt tgcaggtgct gcatcccaag 900
ccctcatgc tctgccttc ctgagggcca gaggggagcc ccaggacca ttaagccacc 960
cccggttcc tgcctcagt gccaaactgc gcatgtggaa gcatctaccc gttcactcca 1020
gtccccccc acgctgact cccctctgga aactgcaggc cagatggttg ctgccacaac 1080
ttgtgtacct tcaggatggt ggctcttact cctcctgag gccagctgct ctaaatcga 1140

```


-continued

```

tggctctgct tgccagagag ttctctacc cagcaaaaat gagtgtctca gaagtgtgct 1200
cctctggcct cagttctcct cttttggaac aacataaaac aaatttaatt ttctacgcct 1260
ctggggatat ctgctcagcc aatggaaaat ctgggttcaa ccagcccctg ccattttctta 1320
agactttctg ctgcactcac aggatcctga gctgcactta cctgtgagag tcttcaaact 1380
tttaaacctt gccagtcagg acttttgcta ttgcaaatag aaaacccaac tcaacctgct 1440
taagcagaaa ataaatttat tgattcaaaa aaaaaaaaaa aaaaaaaaaa aaaaaaaaaa 1500
aaaaaaaaaa aaaaaa 1516

```

<210> SEQ ID NO 38

<211> LENGTH: 1641

<212> TYPE: DNA

<213> ORGANISM: Homo sapiens

<220> FEATURE:

<223> OTHER INFORMATION: SPP1 glucocorticoid receptor-responsive gene

<400> SEQUENCE: 38

```

ctccctggtg tgggtggagga tgtctgcagc agcattttaa ttctgggagg gcttggttgt 60
cagcagcagc aggaggaggc agagcacagc atcgtcggga ccagactcgt ctcaggccag 120
ttgcagcctt ctcagccaaa cgccgaccaa ggaaaactca ctaccatgag aattgcagtg 180
atttgctttt gcctcctagg catcacctgt gccataccag ttaaacaggc tgattctgga 240
agttctgagg aaaagcagct ttacaacaaa taccagatg ctgtggccac atggctaaac 300
cctgacccat ctcagaagca gaatctccta gcccacaga atgctgtgtc ctctgaagaa 360
accaatgact ttaaacaaaga gacccttcca agtaagtcca acgaaagcca tgaccacatg 420
gatgatatgg atgatgaaga tgatgatgac catgtggaca gccaggactc cattgactcg 480
aacgactctg atgatgtaga tgacactgat gattctcacc agtctgatga gtctcaccat 540
tctgatgaat ctgatgaact ggtcactgat tttcccacgg acctgccagc aaccgaagtt 600
ttcactccag ttgtccccc acgtagacaca tatgatggcc gaggtgatag tgtggtttat 660
ggactgaggt caaaatctaa gaagtctcgc agacctgaca tccagtaccc tgatgctaca 720
gacgaggaca tcacctcaca catggaaaagc gaggagtga atggtgcata caaggccatc 780
cccgttgccc aggacctgaa cgcgctctct gattgggaca gccgtgggaa ggacagttat 840
gaaacgagtc agctggatga ccagagtgtc gaaacccaca gccacaagca gtccagatta 900
tataagcggg aagccaatga tgagagcaat gagcattccg atgtgattga tagtcaggaa 960
ctttccaaag tcagccgtga attccacagc catgaatttc acagccatga agatagctg 1020
gttgtagacc ccaaaagtaa ggaagaagat aaacacctga aatttcgtat ttctcatgaa 1080
ttagatagtg catcttctga ggtcaattaa aaggagaaaa aatacaattt ctcactttgc 1140
athtagtcaa aagaaaaaat gctttatagc aaaatgaaag agaacatgaa atgcttcttt 1200
ctcagtttat tggttgaatg tgtatctatt tgagtctgga aataactaat gtgtttgata 1260
attagtttag tttgtggcct catggaaact ccctgtaaac taaaagcttc agggttatgt 1320
ctatgttcat tctatagaag aatgcaaac tatcactgta ttttaattat tgttattctc 1380
tcatgaatag aaatttatgt agaagcaaac aaaatacttt taccactta aaaagagaat 1440
ataacatttt atgtcactat aatcttttgt tttttaagtt agtgtatatt ttgttgatgat 1500
tatctttttg tgggtggaat aaatctttta tcttgaatgt aataagaatt tgggtgtgtc 1560

```

-continued

```

aattgcttat ttgttttccc acggttgctc agcaattaat aaaacataac cttttttact 1620
gcctaaaaaa aaaaaaaaaa a 1641

```

<210> SEQ ID NO 39

<211> LENGTH: 6463

<212> TYPE: DNA

<213> ORGANISM: Homo sapiens

<220> FEATURE:

<223> OTHER INFORMATION: PHF15 glucocorticoid receptor-responsive gene

<400> SEQUENCE: 39

```

ctctcttctc cgctcgtccc ctctctctcc tgctggctgc ctgttctagg aagccagcgc 60
ggagaggggg gggatgcaca gcacagggga gagagattgc gcatggttgg cagtcgtgtt 120
ttaaagagta cagtgcgggg aggctgagag gggcgcctgc aacaacaact tttggaagga 180
tggaagagaa gaggcgaaaa tactccatca gcagtgacaa ctctgacacc actgacagtc 240
atgcgacatc tacatccgca tcaagatgct ccaaactgcc cagcagcacc aagtcgggct 300
ggccccgaca gaacgaaaag aagccctccg aggttttccg gacagacttg atcacagcca 360
tgaagatccc ggactcatac cagctcagcc cggatgacta ctacatcctg gcagacccat 420
ggcgacagga atgggagaaa ggtgtgcagg tgcctgccgg ggcagaggcc atcccagagc 480
ccgtggtgag gatcctccca ccaactggaag gccccctgc ccaggcatcc ccgagcagca 540
ccatgcttgg tgagggtccc cagcctgatt ggccaggggg cagccgctat gacttggacg 600
agattgatgc ctactggctg gagctcatca actcggagct taaggagatg gagaggcccg 660
agctggagca gctgacatta gagcgtgtgc tggaggagct ggagaccctg tgcccaccaga 720
atatggccag ggccattgag acgcaggagg ggctgggcat cgagtacgac gaggatgttg 780
tctgcgacgt gtgtcgtctc cctgagggcg aggatggcaa cgagatggtc ttctgtgaca 840
agtgaacagt ctgtgtgcat caggcatgct acgggatcct caagggtgcc acgggcagct 900
ggctgtgccg gacgtgtgcc ctgggtgtcc agccaaagtg cctgctctgc ccaagcgag 960
gaggagcctt gaagcccact agaagtggga ccaagtgggt gcatgtcagc tgtgccctat 1020
ggattcctga ggtcagcatc ggctgcccag agaagatgga gcccatcacc aagatctcgc 1080
atatcccagc cagccgctgg gctctgtcct gcagcctctg caaggaatgc acaggcacct 1140
gcatccagtg ttccatgcct tcctgcgtca cagcgttcca tgtccatgc gcctttgacc 1200
acggcctgga aatgcggact atattagcag acaacgatga ggtcaagttc aagtcattct 1260
gccaggagca cagtgcgggg ggcccacgta atgagcccac atctgagccc acggaacca 1320
gccaggctgg cgaggacctg gaaaagggtga ccctgcgcaa gcagcggctg cagcagctag 1380
aggaggactt ctacgagctg gtggagccgg ctgaggtggc tgagcggctg gacctggctg 1440
aggcactggt cgacttcate taccagtact ggaagctgaa gaggaaagcc aatgccaacc 1500
agccgctgct gacccccaa accgacgagg tggacaacct ggcccagcag gacagggacg 1560
tcctctaccg ccgcctgaa ctcctcacc atctgcggca ggacctagag agggttagaa 1620
atctgtgcta catggtgaca aggcgcgaga gaacgaaaca cgccatctgc aaactccagg 1680
agcagatatt ccacctgcag atgaaactta ttgaacagga tctgtgtoga ggccgtgcca 1740
cctcattccc catcgatggc acctcttcca acagctggct ggcacagctg gtgcagatca 1800
cagcagagaa catggccatg agcgagtggc cactgaacaa tgggcaccgc gaggaccctg 1860

```

-continued

ctccagggct gctgtcagag gaactgctgc aggcagagga gacactgctc agcttcatgc	1920
gggacccctc gctgcgacct ggtgacctg ctaggaaggg cagagggcgc acccgctgc	1980
ctgccaagaa gaaaccacca ccaccaccac cgcaggacgg gcctgggtca cggacgactc	2040
cagacaaagc ccccaagaag acctggggcc aggatgcagg cagtggcaag gggggtaag	2100
ggccacctac caggaagcca ccacgtcgga catcttctca cttgccgtcc agcctgcag	2160
ccggggactg tccatccta gccacccctg aaagccccc gccactggcc cctgagacct	2220
cggacgagge agcctcagta gctgtgact cagatgtcca agtgccctggc cctgcagcaa	2280
gccctaagcc tttgggccg ctccggccac cccgcgagag caaggtaac cggagattgc	2340
cgggtgccag gctgtatgt gggatgggac caccttcagc tgtggctgag aggcccaagg	2400
tcagcctgca ttttgacct gagactgatg gctacttctc tgatggggag atgagcgact	2460
cagatgtaga ggccagggac ggtgggggtgc agcgggggtcc cgggagggca ggggcagagg	2520
aggtggtccg catgggcgta ctggcctcct aactcaccac cttccctgct ccaggccctg	2580
cctgtgtccc cccacaaggg ctcagcccag tcacaactgc catttccagt ctctgctgag	2640
tgtccagac cctcagggct gccactccgt cgtggtttta ttttaatat agagagagtt	2700
ttgaattcta cactgttgtc tttcctctgt gctggcctag gacattagga ttccttcac	2760
ggctccggcc gctagagacc tgccagggtc cgcgcaccat ccctgccctg cccacgtggt	2820
attgctgggc tctgtgctag atgcaagcaa ggtggacaag agctcaggac tccagcccac	2880
tgccactggg tgacacagac tgtcgtttgg gcattatttc atggcagatg ggccagtcca	2940
gggctacccc cgccttgccc ccagatccca ctgggggtcca tttgggggggt cctgctacac	3000
tccaccgatc cccaaggaag tataataaac gatacccagc cagagtctac tcaactgtcac	3060
aagcacaacg agtttatatg agaaagcact gaggggggtgc agaggggccc ctagttccag	3120
gggaactgaa agctgttctc gatcagcccg tatcatctga ggctgcccctg cccaccctgc	3180
caccctcccc tcccttgctg ctctgcccct gccagtgcc agcccagcgg ctctgggaag	3240
gggttcccag aatcccctcct gagctgtgccc atttactcag gggactccca aacagccagc	3300
tgccagtgca ggtggagggc tgtaggggag ggccagtgcc cagacagggc catggggctc	3360
agaccagccc actgtagaga atcactctga ggctccaact tccttccttc cttcggggcc	3420
agtctcggcc gaagtctggt cacgctcaga cagagctgac cagaccagac cgtttgcctt	3480
ttcaagtctc ctagtctgct tacaagatga gcttcttccg tggtttctct ttggaaactc	3540
ctccttccaa caagcagtgg gatccggggg cccagggcgg gccgggtgtg gccgctgggg	3600
ctgttgtaag tcttgctgga tgttcccctg ttcctgagcc ttaacccctc gcacagccat	3660
ccccccccc gtctgcccac ccccccccgc cgtctgccc tccccacccc acccttaggt	3720
cccaggtagt tgctctgaag agtttcagta gagtggcccc agggatgatag ctcagggaac	3780
aacaaaaaag gaattccgtg aaaacatttt ttttctttg atgaattact cctgggtcac	3840
ttccaccact ggtaaagcca gaacttctcc aaaaagaacc ttgcaaaaag tccagtgaat	3900
cagtccaatc attctgtgga tgccaaagaa tattttgacc ataatacagc acagcctgga	3960
cctgacaact tgtcattttg actttttttt aaatggagtt ctttagcaac aaagtataga	4020
aacatgttca ttgcacacac ccaaggagaa gagctcaagc gcttgaaga ggatgctttg	4080
ctgctgctga agtgtacctg ggtgttagat ttcagatcct gggctgagcc cactgtgagc	4140

-continued

tttctaaac	tgtgagactc	acagagggga	aagatactga	cggtgaaacc	agcatggaaa	4200
acgtctttac	catgtgggtc	cctcctcccc	aaatacataa	agcaaataag	caggatgggg	4260
aacagcttga	ccttcatcca	cccctaactc	caaaactatc	aaggtacgac	agtggcattg	4320
tcatcgacac	tcaatttcat	gtgaatttta	gcaaaacagg	aaacaaagat	aatgactcag	4380
ttcagaggat	cggaacaaatg	tgtctagtcc	gggtggactc	ggagggagtg	gggtgggctt	4440
caaggattct	ggcgcttggg	atggcatgag	ctaccctgta	gagtttagtc	tgctgccccg	4500
ccttgtagt	agtgaccagt	cagtgtcagc	atcagtgtcc	caaccccagt	ctctgtttac	4560
tgcccttgaa	cagaacttct	tccttcccga	tgctttgggt	cacctcgggc	tgcaacctg	4620
tctgtgccag	attgccccgt	ctgaccctgc	aggaagcaaa	gaggtgagct	taaagaacaa	4680
ccaaactctg	ccaggggtcc	cagaaagccc	agggctcagc	agtctcagca	cttggcccct	4740
tgccccctca	caccatcctg	gggcaggggc	tgggectccc	tgggtggcagg	ggtgggtgga	4800
gaattagggg	gaggggtgcaa	cgagtctggc	cccttgctc	gggctggctg	gtgttcttcc	4860
aagagcctct	gctcacattg	ttggcctctg	gattctggcc	cttcttcatt	ggetgttget	4920
ttggactgga	ctgttgctga	gcctgtgtcc	tgcagaacct	agatgtctgt	taggctggct	4980
ggctgctgcg	aggggagggg	ggtggccttt	catttggggg	gccctttcac	tcccaggcca	5040
agccctggag	caatcttctt	caggcagctg	tctccacctc	caggatgtcc	agcaggetgc	5100
aaggagaagg	atgccagcca	cccacctccc	cccagttccc	agcctttccc	ctgttggtca	5160
cagccgcttc	tgtcttttcc	cggctactag	tcccagtggt	agagggcttt	gctgtcctctg	5220
agactgagge	aggttctctt	tccaggtcag	aggtggaggt	agatctttct	ctcaaccaca	5280
tctgcctcca	cacacagctc	ctccgcaggg	aaggagaagc	tgctctgtaa	ctcattctgg	5340
ctatcgctcc	ccttctcaet	gacctgaccg	cccaccacct	ccttccccct	catcaecatga	5400
caaggataaa	tgtgcaagaa	aagtattttt	atgtatcata	aatgtatttt	gaaacaaatg	5460
agaagaagaa	aggtagaagg	gtttatttta	ttaaatagagc	ctgacttagt	gacagtgtgt	5520
gagcatttgc	aatgtaaggg	cctcagcttc	cttgagaag	ccaccccagg	ttccagaca	5580
tagatgttga	attgtttgtg	gggggtgtgc	caggccacgt	ctcgtgtgtc	cgtatgcagg	5640
catgcctgtg	tatactgtgt	atgggcacac	tgggactagc	tgggacaatt	cctagagatt	5700
caactgcccc	attctaacca	acattggcag	cggctgaact	tggcatttcc	ttgctaactg	5760
ccagatgtgg	ccaacctttg	tccatgatga	aaccactgaa	aaatgatctg	gatttctata	5820
gcaaggccct	tggggagggc	actctcccat	gcccttgcc	tcgctggcca	cattggccaa	5880
tgagccaggg	ctggagtctg	agaccttgg	ttgttcttta	aggcacctcc	tgccactttc	5940
tcctcagag	gcacaaacac	tttgtgttcc	acgtcagttt	gaggggacgg	tggggggatg	6000
atatgaatgt	cacaggagga	gacaccttct	gtctttgttt	caaagaaagt	gatgtgccat	6060
ttgttaatat	acaagagaaa	tattgaaaat	atattgaaaa	gagcaatttt	aaattatttt	6120
tggcttatgt	tgcaatattt	atcttctgt	attagaaaag	attccttctg	agagaaaaaa	6180
tgtatttttc	attaacgcaa	agacctattt	ctcctttttg	tacattgtcc	atgtgcgcaa	6240
cccttaacga	gcaatagaat	gtatggctac	ctgggtgtgg	ccagtgcocg	ctgtgcctctg	6300
catgattctg	tgttgccgct	gctgcatagt	tcccagcccc	atcctgtcct	gctcaactcat	6360
ggggcttccc	agaccccgcc	cccaccaggg	cttgtgtcat	agggagccct	ttgcaactcct	6420

-continued

 cgtgtgttgg caaacgcagt taataaagca gtgttttctg tgc 6463

<210> SEQ ID NO 40
 <211> LENGTH: 2828
 <212> TYPE: DNA
 <213> ORGANISM: Homo sapiens
 <220> FEATURE:
 <223> OTHER INFORMATION: BTN3A2 glucocorticoid receptor-responsive gene

<400> SEQUENCE: 40

catagatgaa aatggcaagt tccctggctt tccttctgct caactttcat gtetccctcc 60
 tcttgggtcca gctgctcact ccttgcctcag ctccagttttc tgtgcttggc ccctctgggc 120
 ccatcctggc catggtgggt gaagacgctg atctgccctg tcacctgttc cggaccatga 180
 gtgcagagac catggagctg aagtgggtaa gttccagcct aaggcagggtg gtgaacgtgt 240
 atgcagatgg aaaggaagtg gaagacagcc agagtgcacc gtatcgaggg agaacttcca 300
 ttctgcggga tggcatcact gcagggaagg ctgctctccg aatacacaac gtcacagcct 360
 ctgacagtgg aaagtacttg tgttatttcc aagatggtga cttctatgaa aaagccctgg 420
 tggagctgaa gtttgcagca ctgggttcta atcttcacgt cgaagtgaag ggttatgagg 480
 atggagggat ccatctggag tgcaggtcca cggctggta ccccaaccc caaatacagt 540
 ggagcaacgc caaggagag aacatcccag ctgtggaagc acctgtggtt gcagatggag 600
 tgggcctata tgaagtagca gcatctgtga tcatgagagg cggctccggg gaggtgtat 660
 cctgcatcat cagaaattcc ctccctggcc tggaaaagac agccagcatt tccatcgag 720
 accccttctt caggagcgcc cagccctgga tgcagccct ggcagggacc ctgctatct 780
 tgctgctgct tctcgccgga gccagttact tcttgggtg acaacagaag gaaataactg 840
 ctctgtccag tgagatagaa agtgagcaag agatgaaaga aatgggatat gctgcaacag 900
 agcgggaaat aagcctaaga gagagcctcc aggaggaact caagaggaaa aaaatccagt 960
 acttgactcg tggagaggag tcttcgtccg ataccaataa gtcagcctga tgctctaattg 1020
 gaaaaatggc cctctcaag cctggaaaaa tggctgacc catggacacc tcctcaaact 1080
 ctctgcagca gatgtaattc tgtatccaga catggcaaat gccatcctcc ttgtttctga 1140
 ggaccagagg agtgtacagc gtgctgagga gccccatgac ctaccagaca acctgagag 1200
 atttgaatgg cgttactgtg tgcttggctg tgaagcttc atgtcagaga gacactactg 1260
 ggaggtgtaa gtgggggaca gaaaagagtg gcatattggg gtatgtagta agaacgtgga 1320
 gaggaaaaaa gtttgggtca aaatgacacc ggagaacgga tactggacta tgggcctgac 1380
 tgatgggaat aagtatcggg ctctcactga gcccagaacc aacctgaaac ttctgagcc 1440
 tctaggaaa gtgggggtca tcttgactga tgagactgga catatctctg tctacaatgc 1500
 cacggatgga tctcatatct acacatttct gcacgcctct tcctctgagc ctctgtatcc 1560
 tgtattcaga attttgacct tggagcccac tgcctgacc gtttgccaa taccaaaagt 1620
 agagagttcc cccgatccc acctagtgcc tgatcattcc ctggagatac cactgacccc 1680
 aggcttagct aatgaaagtg gggagcctca ggctgaagta acatctctgc ttctcctgc 1740
 ccagcctgga gctaagggtc tcacctcca caacagccag tcagaacct aaagctacag 1800
 gcacacactg aagcacttta ctgatattca ttcaattatt ccataggaca gttgtttgag 1860
 tttggtgcca cttattggc cctttatata agataaggaa actggggtgt agaaaagtgt 1920

-continued

```

attgacttta caaagcagac aggaatagtg aacaacagag ctgggatctg aacaacaatg 1980
actaacatta atggagaatt taaaacgttc tgagtgtctg gttatgagct ttggtgggtg 2040
tcactccttt aatcctcaca acaccctgtc aggtagtctc atttggcaag tatggaagca 2100
gaggcagggc aacattaagt agcttacata actcacacgg taatttgtgc agttgggaga 2160
tgttcagctt cagtccctgg ccaattgccc gttcttttcc agcctgattt ttcctgcatg 2220
ggaagagccc acatgtagcc ctgaggttcc cttcccagga cagctccagg atcgagatca 2280
ctgtgagtg ttgtggagtt aagaccoccta tggactcett ccagctgat tatcagagcc 2340
ttagacccag cactccttgg attggctctg cagagtgtct tggttgagag aataacgttg 2400
cagttcccac agggcatgtg actttgaaag agactagagg ccacactcag ttaataatgg 2460
ggcacagatg tgttcccacc caacaaatgt gataagtgat cgtgcagcca gagccagcct 2520
tccttcagtc aaggtttcca ggcagagcaa atacctaga gattctctgt aatattggtg 2580
atgtgatga aggaagctag aagaattaca gggatgtttt taatcccact atggactcag 2640
tctcctgtaa aaggatctgt ccaactcctg tcattggtgg atgttaaacc catattcctt 2700
tcaactgctg cctgctaggg aaaactgtct ctcattatca tcaactattat tgctcaccac 2760
tgtatcccct ctactgggca agtgcttgc aagttctagt tgttcaataa atttgttaat 2820
aatgctga 2828

```

<210> SEQ ID NO 41

<211> LENGTH: 2698

<212> TYPE: DNA

<213> ORGANISM: Homo sapiens

<220> FEATURE:

<223> OTHER INFORMATION: SESN1 glucocorticoid receptor-responsive gene

<400> SEQUENCE: 41

```

gccgtccgtg ctgactgagg cgctgcagcc aggagccgcg gccggtgcc cagcgtcgc 60
cgctccgcg cgtccgcage cgtccccgcg ccgacatgcg cttggccgcc gccgcgaacg 120
aggcgtacac ggcccccttg gcggtctcgg ggctgctggg ctgcaagcag tgcggcgggg 180
gccgcgacca ggacgaggaa cttggcatta gaattcctcg accactagga cagggacca 240
gcagattcat cccagaaaag gagatcctcc aagtggggag tgaagacgca cagatgcatg 300
ctttatttgc agattctttt gctgctttgg gccgtttgga taacattacg ttagtgatgg 360
ttttccacc acaatattta gaaagtttct taaaaactca gcactatcta ctgcaaatgg 420
atgggccgtt acccctacat tatcgtcact acattggaat aatggctgcg gcaagacatc 480
agtgtccta cttagtgaac ctgcatgtaa atgatttctt tcattgttgg ggggacccca 540
agtggctcaa tggtttagag aatgctcctc aaaaactaca gaatttagga gaacttaaca 600
aagtgttagc ccatagacct tggcttatta ccaaagaaca cattgagggg cttttaaag 660
ctgaagagca cagctggtcc cttgcggaat tggatcatgc agtagtttta ctcacacact 720
atcattctct tgcctcatc acattcggct gtggaatcag tccagaaatt cattgtgatg 780
gtggccacac attcagacct ccttctgta gcaactactg catctgtgac attacaatg 840
gcaatcacag tgtggatgag atgccgtca actcagcaga aaatgtttct gtaagtgatt 900
ctttcttga ggttgaagcc ctcatgaaa agatgaggca gttacaggaa tgcgagatg 960
aagaagaggc aagtccaggaa gagatggctt cacgttttga aatagaaaa agagagagta 1020

```

-continued

```

tgtttgctt ctcttcagat gatgaagaag ttacaccagc aagagctgta tctcgtcatt 1080
ttgaggatac tagttatggc tataaagatt tctctagaca tgggatgcat gttccaacat 1140
tctcgtgccca ggactattgc tgggaagatc atggttattc tttggtaaat cgcctttatc 1200
cagatgtggg acagttgatt gatgaaaaat ttcacattgc ttacaatcct acttataata 1260
caatggcaat gcacaaagat gttgatacct caatgcttag acgggcaatt tggaaactata 1320
ttcactgcat gtttgaata agatatgatg attatgacta tggtgaaatt aaccagctat 1380
tggatcgtag ctttaaagtt tatatcaaaa ctggtggttg cactcctgaa aaggttacca 1440
aaagaatgta tgatagcttc tggaggcagt tcaagcactc tgagaagggt catgttaatc 1500
tgcttcttat agaagctagg atgcaagcag aactccttta tgctctgaga gccattacc 1560
gctatatgac ctgatgcctt tccttcatta aagatgatc tggaatgatc agcagatata 1620
gtctacaagg ggaaggtac taagccccag gaccaatggt agacaaaata attcagaaat 1680
ccattgtgcc atgattcctt tagtttctgc tattttctg tggaaaacca ctgctggcac 1740
aagcagtgc tgtttggcag cttcaagttt agagctgtga agacaggctg ccattcacag 1800
tattttgctt tttgacagta caagatgctg tgtaactggt ttaatacagc aaatagtaac 1860
tctocaaatc ctgttgcttt tatgttaaat aagataacaa gaattggagc atgcaaagaa 1920
tgggacttgg ataatgactt aagctttata tgtaagaat tttagaagat cttgggtctg 1980
ctattcctgc tggaggaatg aatagatggc tgtttcagtt aagctattag taataaaagt 2040
gaacattgct actatctgag cctacataca taacttgtgt gatttcaaat taaacttgca 2100
ttatgtgta attttcttgc atctaaaaaa gcatagaatt cctactcaca cagctcagca 2160
acaaccattt tgatggtaac agttaatttc tttcattagt tttttaaat cagggttctg 2220
gatattaaat taaaatggca ttcttaaaaga ttttcttcaa aaagcaatcc taaatgaaag 2280
tgtgtaaatt ataagaagct ggcgatcttt tgatatgctg tttcacagga tctgacact 2340
ggagggcagc tgtcttctgc attacttctg tttccagcac caaagttgtg ggacatgttg 2400
ctgtagactg ctgcgcagtc ctgggtgcat tcagtctctc tgctctgccc tgctcctgg 2460
tccccacttt aaaggctgtg cagctcctta aataataaag ctggaaaata tttttagctg 2520
ggttatcaaa tttgatttac aaaaacgcta actttgtttg aatgcaaac aggtttgaaa 2580
atatgtatta agtactttgt attctggaag cgtgaattgc ttttgaagtc tgtcagtatt 2640
actggtattt ttaataaaag aagaattttt ctccaatttt aaaaaaaaaa aaaaaaaaaa 2698

```

<210> SEQ ID NO 42

<211> LENGTH: 5215

<212> TYPE: DNA

<213> ORGANISM: Homo sapiens

<220> FEATURE:

<223> OTHER INFORMATION: MAP3K5 glucocorticoid receptor-responsive gene

<400> SEQUENCE: 42

```

cgagcgcggc gcccttgagc tgcacgcggc cgcaggtttg cgagccgact tgtcagccgg 60
ccaagaaaag gaagctccgt cccttcccgc tcacccggct tccccacccc ttgtactcta 120
aactctgcag agggcgagcg gcgcggccac ggaggcgccg agggaggagcg agccgcgcgc 180
gggcagcggc gtgccctcgg gggagagggc gccggagagg aggcggcggc gcggcggcga 240
gggcgcggcg cgcgatggca gctgcttagc ccggcggcg cggagcagcc ccgagctgtg 300

```

-continued

gctggccagg	cggtgcggt	gggcggggga	cgcccgcc	ggtgctgcc	ggcccgaga	360
gatgagcacg	gaggcggagc	agggcatcac	tttctctgtg	ccacccttcg	ccccctcggg	420
cttctgcacc	atccccgagg	gcgccatctg	caggagggga	ggagcggcgg	cggtgggcca	480
gggagaggag	caccagctgc	caccgccc	gccgggcagc	ttctggaacg	tggagagcgc	540
cgctgcccc	ggcatcgggt	gtccggcgcc	cacctcctcg	agcagtcca	cccgagggccg	600
gggcagctct	ggtggcgggg	gcagccgagc	gaccacggtg	gcatatgtga	tcaacgaagc	660
gagccaaggg	caactggtgg	tggccgagag	cgaggccctg	cagagcttgc	gggagcgctg	720
cgagacagtg	ggcggcacc	tggaaaacct	gcattttggg	aaactcgact	ttggagaaac	780
caccgtgctg	gaccgctttt	acaatgcaga	tattgcggtg	gtggagatga	gcgatgcctt	840
ccggcagccg	tccttgcttt	accaccttgg	ggtgagagaa	agtttcagca	tggccaacaa	900
catcatcctc	tactgtgata	ctaactcgga	ctctctgcag	tactgaagg	aaataatttg	960
ccagaagaat	actatgtgca	ctgggaacta	cacctttggt	ccttacatga	taactccaca	1020
taacaaagtc	tactgctgtg	acagcagctt	catgaagggg	ttgacagagc	tcatgcaacc	1080
gaacttcgag	ctgcttcttg	gaccatctg	cttacctctt	gtggatcggt	ttattcaact	1140
tttgaagggtg	gcacaagcaa	gttctagcca	gtacttccgg	gaatctatac	tcaatgacat	1200
caggaaagct	cgtaatttat	acactggtaa	agaattggca	gctgagttgg	caagaattcg	1260
gcagcgagta	gataatatcg	aagtcttgac	agcagatatt	gtcataaatc	tgttactttc	1320
ctacagagat	atccaggact	atgattctat	tgtgaagctg	gtagagactt	tagaaaaact	1380
gccaaccttt	gattttggct	cccatacca	tgtgaagttt	cattatgcat	ttgcaactgaa	1440
taggagaaat	ctccctgggtg	acagagcaaa	agctcttgat	attatgattc	ccatggtgca	1500
aagcgaagga	caagtgtcct	cagatatgta	ttgcctagtt	ggtcgaatct	acaagatat	1560
gtttttggac	tctaatttca	cggacactga	aagcagagac	catggagctt	cttggttcaa	1620
aaaggcattt	gaatctgagc	caaacctaca	gtcaggaatt	aattatgccc	tcctcctcct	1680
ggcagctgga	caccagtttg	aatcttcctt	tgagctccgg	aaagtggggg	tgaagctaag	1740
tagtcttctt	ggtaaaaagg	gaaacttgga	aaaactccag	agctactggg	aagttggatt	1800
tttctgggg	gccagcgtcc	tagccaatga	ccacatgaga	gtcattcaag	catctgaaaa	1860
gctttttaa	ctgaagacac	cagcatggtg	cctcaagtct	attgtagaga	caattttaat	1920
atataagcat	tttgtgaaac	tgaccacaga	acagcctgtg	gccaaagcaag	aacttgtgga	1980
cttttgatg	gatttcctgg	tcgagggcac	aaagacagat	gttactgtgg	ttaggtttcc	2040
agtattaata	ttagaaccaa	ccaaaatcta	tcaaccttct	tatttgccta	tcaacaatga	2100
agttgaggaa	aagacaatct	ctatttgcca	cgtgcttcc	gatgacaaga	aaggtataca	2160
tgagtggaat	tttagtgct	cttctgtcag	gggagtgagt	atttctaaat	ttgaagaaag	2220
atgctgcttt	ctttatgtgc	ttcacaaatc	tgatgatttc	caaatctatt	tctgtacaga	2280
acttcattgt	aaaaagtttt	ttgagatggt	gaaccatt	accgaagaga	aggggagaag	2340
cacagaggaa	ggagactgtg	aaagtgactt	gctggagtat	gactatgaat	atgatgaaaa	2400
tggtgacaga	gtcgttttag	gaaaaggcac	ttatgggata	gtctacgcag	gtcgggactt	2460
gagcaaccaa	gtcagaatg	ctattaagga	aatcccagag	agagacagca	gatactctca	2520
gccctgcat	gaagaatag	cattgcataa	acacctgaag	cacaaaaata	ttgtccagta	2580

-continued

tctgggctct	ttcagtgaga	atggtttcat	taaaatcttc	atggagcagg	tccttgagg	2640
aagtctttct	gctctccttc	gttccaaatg	gggtccatta	aaagacaatg	agcaacaat	2700
tggcttttat	acaaagcaaa	tactggaagg	attaaaatat	ctccatgaca	atcagatagt	2760
tcaccgggac	ataaagggtg	acaatgtggt	gattaatacc	tacagtgggtg	ttctcaagat	2820
ctctgacttc	ggaacatcaa	agaggcttgc	tggcataaac	ccctgtactg	aaacttttac	2880
tggtagcctc	cagtatatgg	caccagaaat	aatagataaa	ggaccaagag	gctacggaaa	2940
agcagcagac	atctggtctc	tgggtgtgac	aatcattgaa	atggccacag	gaaaaccccc	3000
attttatgaa	ctgggagaa	cacaagcagc	tatgttcaag	gtgggaatgt	ttaaagtcca	3060
ccctgagatc	ccagagtcca	tgtctgcaga	ggccaaggca	ttcatactga	aatgttttga	3120
accagatcct	gacaagagag	cctgtgctaa	cgacttgctt	gttgatgagt	ttttaaagt	3180
ttcaagcaaa	aagaaaaaga	cacaacctaa	gctttcagct	ctttcagctg	gatcaaatga	3240
atatctcagg	agtatatcct	tgccggtacc	tgtgctgggtg	gaggacacca	gcagcagcag	3300
tgagtacggc	tcagtttca	cggacacgga	gttgaaagtg	gacccttct	ctttcaaac	3360
aagagccaag	tcctgctggg	aaagagatgt	caagggaatt	cgacactct	tttgggcat	3420
tcagatgag	aattttgaag	atcacagtgc	tcctccttcc	cctgaagaaa	aagattctgg	3480
attcttcag	ctgaggaagg	acagtggag	gcgagctacc	cttcacagga	tcctgacgga	3540
agaccaagac	aaaattgtga	gaaacctaat	ggaatcttta	gctcaggggg	ctgaagaacc	3600
gaaactaaaa	tgggaacaca	tcacaacct	cattgcaagc	ctcagagaat	ttgtgagatc	3660
cactgaccga	aaaatcatag	ccaccacact	gtcaaagctg	aaactggagc	tggacttcga	3720
cagccatggc	attagccaag	tccaggtggt	actctttggt	tttcaagatg	ctgtcaataa	3780
agttcttcgg	aatcataaca	tcaagccgca	ctggatgttt	gccttagaca	gtatcattcg	3840
gaaggcggta	cagacagcca	ttaccatcct	ggttccagaa	ctaaggccac	atttcagcct	3900
tgcatctgag	agtgatactg	ctgatcaaga	agacttggat	gtagaagatg	acatgagga	3960
acagccttca	aatcaaaactg	tccgaagacc	tcaggctgtc	attgaagatg	ctgtggctac	4020
ctcagcgtg	agcacgctca	gttctactgt	gtctcatgat	tcccagagtg	ctcaccggtc	4080
actgaatgta	cagcttggaa	ggatgaaaat	agaaaccaat	agattactgg	aagaattggt	4140
tcggaaagag	aaagaattac	aagcactcct	tcatcgagct	attgaagaaa	aagaccaaga	4200
aattaaacac	ctgaagctta	agtcccaacc	catagaaatt	cctgaattgc	ctgtatttca	4260
tctaaattct	tctggcacia	atactgaaga	ttctgaactt	accgactggc	tgagagtga	4320
tggagctgat	gaagacacta	taagccggtt	tttggctgaa	gattatacac	tattgatgt	4380
tctctactat	gttacacgtg	atgacttaaa	atgcttgaga	ctaaggggag	ggatgctgtg	4440
cacactgtgg	aaggctatca	ttgactttcg	aaacaaacag	acttgactgt	tgctcaatct	4500
aatcttcgat	ggaaattcta	aaaattaata	cagagctgat	cttcttgggg	gtgggaaaat	4560
cgaagggaga	ggagaaaggc	gctgcacttt	aaatccagta	tttgtttact	catgttaaaa	4620
aaaaaaaaaa	cagacaaaac	acactgaaat	ttcctaacta	catctatttc	tataattttt	4680
aaggactcct	cataaggact	cttaaaaata	tcctgaacat	tagaaccta	atgttcagga	4740
agattttaat	ctaagcattt	ttatggaaat	atttttaatg	cagcagctat	tgcacttcag	4800
ccaaatgttt	atttcacaca	aaacggatgt	aacatttcat	gtgatcgtgc	accactggaa	4860

-continued

```

caaaacaaa atgtgaccat aactgttttag gcttctgtgt gtttgaata tgctctaata 4920
atctgagtag aaatgcgtaa tttcaattac tgtataaagt ttatgttttt ttaagtgtgc 4980
agaatctgag agcaatggtt tttacttctc tgtgttaatt gtaatattga ctctattttg 5040
taacttaagt ttctgacctg tegtacattt gtttgagtgc tttatgtact actgaactgt 5100
accagttgca catgcttgaa ctgtagtaat gttagcttgt tctaaagcta tccattgtgt 5160
catatttact ctaaaaatta aagagactct caacaaaaaa aaaaaaaaaa aaaaa 5215

```

<210> SEQ ID NO 43

<211> LENGTH: 4655

<212> TYPE: DNA

<213> ORGANISM: Homo sapiens

<220> FEATURE:

<223> OTHER INFORMATION: DPYSL2 glucocorticoid receptor-responsive gene

<400> SEQUENCE: 43

```

tctgtgcacc ttgcggtggg cggcgaacgg cagccgcggc agcagctagg gggcttgtgc 60
acacagcgag ggagacttag ggactggcag acggacggac ggacggcgag gacctaccc 120
gagccccga gccatggccg agagaaagca atccgggaag gcggcagagg acgaagaggt 180
ccctgctttt tttaaaaacc tgggctccgg cagccccaag ccccggcaga aattctgtgg 240
catgttctgc ccggtggaag ggtcctcgga gaacaagacc atcgacttcg actcgctgtc 300
ggtgggcccg ggctcggggc aggtggtggc tcagcagcgg gacgtcgccc acttgggccc 360
ggaccccgag ccgcccgtact cgcggcaggg ccggcgcgcc ggcgagagc catctgttga 420
atcgggcccg aaggtggaga tccggagggc ctccggcaaa gaagccctgc agaacatcaa 480
cgaccagagc gatcgtcttc tgatcaaagg aggtaaaatt gttaatgatg accagtcggt 540
ctatgcagac atatacatgg aagatgggtt gatcaagcaa ataggagaaa atctgattgt 600
gccaggagga gtgaagacca tcgagggcca ctcccggatg gtgatccccg gaggaattga 660
cgtccacact cgtttccaga tgcctgatca gggaatgacg tctgctgatg atttctcca 720
aggaaccaag gcggccctgg ctgggggaac cactatgatc attgaccacg ttgttcctga 780
gcctgggaca agcctgctcg ctgcctttga ccagtgaggg gaatgggccc acagcaagtc 840
ctgctgtgac tactctctgc atgtggacat cagcagtggt cataagggca tccaggagga 900
gatggaagcg cttgtgaagg atcacggggt aaattccttc ctctgttaca tggctttcaa 960
agatcgcttc cagctaacgg attgccagat ttatgaagta ctgagtgtga tccgggatat 1020
tggcgccata gcccagtcc acgcagaaaa tggcgacatc attgcagagg agcagcagag 1080
gatcctggat ctgggcatca cgggccccga gggacatgtg ctgagccgac ctgaggaggt 1140
cgaggccgaa gccgtgaatc gtgccatcac catcgccaac cagaccaact gcccgctgta 1200
taccaccaag gtgatgagca aaagctctgc tgaggtcatc gccaggcac ggaagaaggg 1260
aactgtggtg tatggcgagc ccataactgc cagcttggga acggacggct cccattactg 1320
gagcaagaac tgggccaagg ctgctgcctt tgtcacctcc ccaccctga gccctgatcc 1380
aaccactcca gactttctca actccttgcg gtcctgtgga gacctccagg tcacgggcag 1440
tgccattgc acgtttaaca ctgccagaa ggctgtagga aaggacaact tcaccctgat 1500
tccggagggc accaatggca ctgaggagcg gatgtccgtc atctgggaca aggctgtggt 1560
cactgggaag atggatgaga accagtttgt ggctgtgacc agcaccaatg cagccaaagt 1620

```

-continued

cttcaacctt	tacccccgga	aaggcogcat	tgctgtggga	tccgatgccg	acctggctcat	1680
ctgggacccc	gacagcgtta	aaaccatctc	tgccaagaca	cacaacagct	ctctcgagta	1740
caacatcttt	gaaggcatgg	agtgcocggy	ctccccactg	gtggctcatca	gccaggggaa	1800
gattgtcctg	gaggacggca	ccctgcattg	caccgaaggc	tctggacgct	acattccccg	1860
gaagcccttc	cctgattttg	tttacaagcg	tatcaaggca	aggagcaggc	tggtctgagct	1920
gagagggggt	cctcgtggcc	tgatgacgg	acctgtgtgt	gaagtgtctg	tgacgcccac	1980
gacagtcact	ccagcctcct	cggccaagac	gtctcctgcc	aagcagcagg	ccccacctgt	2040
ccggaacctg	caccagtctg	gattcagttt	gtctggtgct	cagattgatg	acaacattcc	2100
ccgocgcacc	accacgcgta	tcgtggcgcc	ccccggtggc	cgtgccaca	tcaccagcct	2160
gggctagagc	tcctgggctg	tgccgtccac	tggggactgg	ggatgggaca	cctgaggaca	2220
ttctgagact	tctttcttcc	ttcctttttt	ttttttgtt	tttttttta	agagcctgtg	2280
atagttactg	tggagcagcc	agttcatggg	gtcccccttg	gggcccaca	ccccgtctct	2340
caccaagagt	tactgatttt	gtcatccac	ttccctacac	atctatgggt	atcacacca	2400
agactacca	ccaagctcat	acaggaacc	acaccaaca	cttagacatg	cgaacaagca	2460
gccccagcg	agggctcctc	tcgccttcaa	cctcctagtg	tctgttagca	tcttctttt	2520
catgggggga	gggaagataa	agtgaattgc	ccagagctgc	ctttttcttt	tctttttaa	2580
aattttaaga	agttttcttt	gtggggctgg	ggaggggocg	gggtcaggga	gagtcttttt	2640
ttttttttt	tttaataact	aaattggaac	atttaattcc	atattaatac	aaggggtttg	2700
aactggacat	cctaattgatg	caattacgtc	atcacccagc	tgattccggg	tggttgccaa	2760
actcatcgty	tctgtcctga	gaggctccac	aatgccacc	cgcatcgcca	ttctgtagtc	2820
ttcagggtea	gctgtgata	aaggggcagg	cttgcgttat	tggcctagat	ttgctgcag	2880
attaaatcct	ttgaggatcc	tcttctcttt	taccattttt	ctgcgtgctc	tcactctctc	2940
tttctctctc	tagcttttta	attcatgaat	attttctgtg	ctgtctctct	ctctctctgt	3000
gtttctctca	gcccttctct	cggagacggg	gtttctctcc	cttgccccat	tatcttttca	3060
cctcccaggt	ctaccatttc	atgggtgctg	ttgggtccgc	ctaaaggatt	tgagcgtttg	3120
ccattgcaag	catagtctctg	tgatcatcctg	gtccatgtag	gactgggtgct	aaccacctgc	3180
catcatgagg	atgtgtgcta	gagtggtgga	ccctggccaa	gtgcaggaat	gggccatgcc	3240
gtctcaccca	cagtatcaca	cgtggaaccg	cagacagggc	ccagaagctt	tagaggtatg	3300
aggctgcaga	accggagaga	ttttcctctg	tgcaagtctc	tctggctaaa	gtcacggtca	3360
aacctaaaca	ccgagcctca	ttaaccacaag	tgaaccaacc	aaagtcacca	gttcagaagt	3420
gctaagctaa	taggagtctg	accgaggggc	ctgctgcttc	ctggttaagt	atcttttgag	3480
attctagaac	acatgggagc	tttttatttt	cggggaaaaa	ccgtattttt	ttcttgcca	3540
attattttcta	aagacacact	acatagaaag	aggccctata	aactcaaaaa	gtcattggga	3600
aacttaaagt	ctattctact	ttgcaagagg	agaaatgtgt	tttatgaacg	atagatcaca	3660
tcagaactcc	tgtggggagg	aaaccttata	aattaaacac	atggccccct	tagagaccac	3720
aggatgagtc	tgtctccatc	cttccctctc	cttttctgct	acctttcccc	ctagctggct	3780
cctttggacc	taccctctgc	cttctgact	tgtgttgcac	tgtattccaa	acgtgtttac	3840
aggttctctt	aagcaatggt	gtatttgcag	gcttttctga	ataccaaatc	tgctttttgt	3900

-continued

```

aaagcgtaaa aacatcacaa agtaggtcat tccatcacca cccttgtctc tctacacatt 3960
ttgcctttgg ggatctgggt ggggttttgg gttttttggt gttgttgttt atttgttatt 4020
ttaaaggtaa attgcacttt taaaaaata attggttgac ttaatattatt tgcttttttt 4080
ctcacctgca cttagaggaa atttgaacaa gttggaaaaa aacaattttt gtttcaattc 4140
taagaaacac ttgcagctct agtattcact tgagtcttcc tgttttctct gtaccgggtc 4200
atggtaattt ttggttgttt tggttgtttt cttaaaaaac aagttaaac ctgacgattt 4260
ctgcaggctg tgtaagcatg tttacctggt ggcttgettt gtgtgtctgt taaatgaatg 4320
tcatatgtaa atgctaaaat aaatcgacag tgtctcagaa ctgaataact gcagtgactt 4380
gatgctctaa aacagtgtag gatttaagaa tagatggttt ttaatcctgg aaattgtgat 4440
tgtgacctat gagtggagga actttcagtt ctaaagctga taaagtgtgt agccagaaga 4500
gtactttttt ttttgaacc actgtcttga tggcaaaaata attatggtaa aaaacaagtc 4560
tcgtgtttat tattccttaa gaactctgtg ttatattacc atggaacgcc taataaagca 4620
aaatgtggtt gtttcaggaa aaaaaaaaa aaaaa 4655

```

<210> SEQ ID NO 44

<211> LENGTH: 4417

<212> TYPE: DNA

<213> ORGANISM: Homo sapiens

<220> FEATURE:

<223> OTHER INFORMATION: SEMA4D glucocorticoid receptor-responsive gene

<400> SEQUENCE: 44

```

gctgtaaac tcaccgtgaa ggtctgcagc ttcactcccg agccagcgag accacgaacc 60
caccagaagg aagaaactct gaacacatct gaacatcaga agggacagac tccagacgcy 120
ccaccactct gtaaacacca gatagtggaa agaaacctat tgctgaaatg tttgacgaca 180
ctgatgggtt gactctgcta actggaatgg cttattgtgc aagaaagtac acctggtcgg 240
gtcctggggc tcactcttag caccagcaaa gatttctgaa gacgtcttcc tagaatgac 300
tgaaagttt caagaggcat aagatacagc atttctctg aggccctgaa gaagtatcaa 360
gtgggctttg acattcgggt ggtgagagcg acccctctc acctggagaa ctgggaaatg 420
tggattctca gggaccgcgc tgttcacgag ctccaggctg tgetgctggc cctggtcctg 480
gggcgctgag ccgcactctc aatagcacac ttgcccgccc acctgctgcc gtgagccttt 540
gctgctgaag cccctggggg cgctctacc tgatgaggat gtgcaccccc attagggggc 600
tgctcatggc ccttgcagtg atgtttggga cagcgatggc atttgacccc ataccccgga 660
tcacctggga gcacagagag gtgcacctgg tgcagtttca tgagccagac atctacaact 720
actcagcctt gctgctgagc gaggacaagg acaccttgta cataggtgcc cgggagggcg 780
tcttcgctgt gaacgcactc aacatctccg agaagcagca tgaggtgtat tggaaagtct 840
cagaagacaa aaaagcaaaa tgtgcagaaa aggggaaatc aaaacagaca gactgcctca 900
actacatccg ggtgctgcag ccaactcagc ccaacttccc ttactgtgtg gggaccaacg 960
cattccagcc ggcctgtgac cacctgaact taacatcctt taagtctctg gggaaaaatg 1020
aagatggcaa aggaagatgt cccttgacc cagcacacag ctacacatcc gtcatggttg 1080
atggagaact ttattcgggg acgtcgtata attttttggg aagtgaaccc atcatctccc 1140
gaaattcttc ccacagctct ctgaggacag aatatgcaat cccttgctg aacgagccta 1200

```

-continued

gtttcgtggt	tgctgacgtg	atccgaaaaa	gcccagacag	ccccgacggc	gaggatgaca	1260
gggtctactt	cttcttcacg	gaggtgtctg	tggagtatga	gtttgtgttc	aggggtgctga	1320
tcccacggat	agcaagatg	tgcaaggggg	accagggcgg	cctgaggacc	ttgcagaaga	1380
aatggaccte	cttcctgaaa	gcccgactca	tctgctcccg	gccagacagc	ggcttgggtct	1440
tcaatgtgct	gcgggatgtc	ttcgtgctca	ggtccccggg	cctgaagggtg	cctgtgttct	1500
atgcactctt	caccccacag	ctgaacaacg	tggggctgtc	ggcagtgtgc	gcctacaacc	1560
tgccacagc	cgaggaggtc	ttctcccacg	ggaagtacat	gcagagcacc	acagtggagc	1620
agtcccacac	caagtgggtg	cgctataatg	gcccggtagc	caagcccgcg	cctggagcgt	1680
gcatcgacag	cgaggcacgg	gccgccaact	acaccagctc	cttgaatttg	ccagacaaga	1740
cgctgcagtt	cgtaaagac	caccctttga	tggatgactc	ggtaacccca	atagacaaca	1800
ggcccagggt	aatcaagaaa	gatgtgaact	acaccagat	cgtgggtggc	cggacccagg	1860
ccctggatgg	gactgtctat	gatgtcatgt	ttgtcagcac	agaccgggga	gctctgcaca	1920
aagccatcag	cctcgagcac	gctgttcaca	tcacgagga	gacccagctc	ttccaggact	1980
ttgagccagt	ccagaccctg	ctgctgtctt	caaagaagg	caacaggttt	gtctatgctg	2040
gctctaactc	ggcgtggg	caggccccgc	tggccttctg	tgggaagcac	ggcacctg	2100
aggactgtgt	gctggcgcg	gaccctact	gcgcctggag	cccgccaca	gagacctg	2160
tggctctgca	ccagaccgag	agcccagca	ggggtttgat	tcaggagatg	agcggcgatg	2220
cttctgtgtg	cccggcctcg	tctcctaagc	ccctccctcc	tctggetcc	tcttccctgt	2280
cctgtctggg	ccatgtgggg	gacaggaggg	tttctctcc	ctggacccc	tggccagcct	2340
cgggtgcggg	gcccgacagc	agctcgaggg	tctccttget	gccgcccttc	ctgagtgacc	2400
aggcacagca	cgtgcacgcc	ctggggaact	tctacctctt	ctgccaggcc	acaggtcctg	2460
cagacattcg	ctttgtctgg	gagaagaatg	ggcgagctct	ggagacctgt	gtccctgtgc	2520
agaccatg	actgcccgat	ggcagggccc	atgcactcag	ctggctgcag	gacgccatca	2580
gggaaagcgc	tgagtatcgc	tgctctgtcc	tctcctcagc	agggaacaag	acttcgaag	2640
tgcaggttgc	tgtgatgaga	cctgaagtga	cccaccagga	gaggtggacc	agagagctct	2700
ctgcctggag	ggctgtggct	ggggagcacg	accgatgat	gcagagctgg	aggaaggcgt	2760
gggaaagctg	tagcaaggac	accctgtagc	caccaggaag	gagtccctga	caccgacctc	2820
aacccaaca	agacctgct	gccactgacc	acagccacc	ccggagaagg	cctgggtccc	2880
cacaactgtg	aactgtcttg	cccaagcctg	ctctgaacac	agccattggg	ccaccactg	2940
atgggcagag	gcgggacagt	ggagaagcct	ggaacccaag	tgggcctgtg	acaggaacta	3000
agacttaaaa	aattaggtgc	ttacctggga	cagtaagttc	tgtctggcac	aagcaggtaa	3060
ccaggatggc	taacaggctt	tgatagctgc	tcgtgaacta	aaacagcagg	gtgtgtgcag	3120
gttctctctc	tacggtcagg	cagcaggctc	tgaaggctga	tcctacaccg	tcccagtgc	3180
tccccttgac	agagtgcccc	caccccctaa	tagccaacag	ggttagcatg	gccagcacag	3240
atcgctgctt	ttattgatgc	aaatcaagcc	tgctgcttct	cctccctgca	gacttagcca	3300
aggaactcca	agatgcata	ctgggacaag	aaaagggtgag	actccacatg	gaaatgcctt	3360
gccctaacc	ttgaatgact	gtgagatg	atctgggagt	gcatctgtca	agtctttgtg	3420
tttctctcac	taacctcaga	atactgggct	ctattttatc	aagcgtgca	gtttatgcct	3480

-continued

```

ctgtcccgtc aatgctcagc ttctgcaaca ggacacccaaa cttgatgcag aaagccaaat 3540
aggtaatta tgcaaatctc ctggtgccat attaaatttc ttgacgatgg aatgagtctc 3600
atgagtgttt tgttctacct gctttcaagt ctctaattat taaagctgta tctctgaaga 3660
ctgtgtcaact gtgtgtgtga acttgtccta aagctactca gcctttaatc ttacacacac 3720
gtctcttctt gtctgttgaa tgacagtttt catgtctatc ataaaaccaa agcctctgtt 3780
aaaagtcaag cgcgcccctc ctggtgatcc tagcaaatac tgagtgtctt cccagcagtg 3840
tgacaatgac ctgttttgca tccccctttt ctggagctgg acaaatctc taccagcctt 3900
tgtgtgggat cagcatacat cgcctgctaa ttccttcagg atccatcaca acaggtgtcc 3960
tgaagatgct ggagacaccc tggttgtctc cacacgttcc ccctccgcac cccaagtcca 4020
gaggcccagc tgctctgtgag gtgtgtgctt gcccatccag ccaaggatgc cagtcttget 4080
cacggaacca tcacatactc ataacctgaa gttttcctgt aaaatatcca tcagctcaact 4140
gtggttcttg ctttgggtgt ggcttcaacc actacaaact gatgagttaa atgctatggg 4200
ctttaggctt atattcttgg tgctgttttc tgtctcttct cctgaagtct ggatttcaag 4260
cactttcaca cttaacaaaa taattacata cttgaagttt tcgtaatgtg gagtgttcta 4320
ctgggaaatg gagttatgag gatgaatttc tgagtcttcc tttgctctgc tggaaaaaat 4380
aaaaatagag ttgtacattg aaaaaaaaa aaaaaaa 4417

```

<210> SEQ ID NO 45

<211> LENGTH: 3108

<212> TYPE: DNA

<213> ORGANISM: Homo sapiens

<220> FEATURE:

<223> OTHER INFORMATION: STOM glucocorticoid receptor-responsive gene

<400> SEQUENCE: 45

```

gcctctggct cctcaggcca tccccggcgg ctccgggttt ggcaacgagg acgggggagt 60
gcgactgctg ctccggcagc atggccgaga agcggcacac acgggactcc gaagcccagc 120
ggctccccga ctccctcaag gacagcccca gtaagggcct tggaccttgc ggatggattt 180
tgggtggcgtt ctcaattcta ttcaccgta taactttccc aatctcaata tggatgtgca 240
taaagattat aaaagagtat gaaagagcca tcatctttag attgggtcgc attttacaag 300
gaggagccaa aggacctggt ttgtttttta ttctgccatg cactgacagc ttcataaaag 360
tggacatgag aactatttca tttgatattc ctccctcagga gatcctcaca aaggattcag 420
tgacaattag cgtggatggt gtggtctatt accgcgttca gaatgcaacc ctggctgtgg 480
caaatatcac caacgctgac tcagcaaccc gtcttttggc acaaaactact ctgaggaatg 540
ttctgggac caagaatctt tctcagatcc tctctgacag agaagaaatt gcacacaaca 600
tgcagtctac tctggatgat gccactgatg cctggggaat aaaggtggag cgtgtggaaa 660
ttaaggatgt gaaactacct gtgcagctcc agagagctat ggctgcagaa gcagaagcgt 720
cccgcgaggc ccgcgccaag gttattgcag ccgaaggaga aatgaatgca tccagggctc 780
tgaaagaagc ctccatggtc atcaactgaat ctccctgcagc ccttcagctc cgatacctgc 840
agacactgac caccattgct gctgagaaaa actcaacaat tgtcttccct ctgcccatag 900
atatgctgca agaatcata ggggcaaac acagccatct aggctagtgt agagatgagc 960
gctagccttc caagcatgaa gtcggggacc aaattagcct ttaactcata aagagagggg 1020

```

-continued

```

agggttttc tttttccata tgtcaattgt ggtgttccca gaatgtatag cagttataaa 1080
aataggtgaa agaattgtta gcttgtaaat actgagagat tgggtattta tataaggtaa 1140
tctgttagtc ttaaaatagt taaaagtttg tatttttaga ttattatgta gtaggtaga 1200
tccctcttgt tttgacttcc actgactcat tctgaacccc ctaagcacc aggccagagg 1260
caagaacctg ggctgtaact gccacctgac accgctgact ggctaaatgc tttgcagaaa 1320
gtgatgacct tacaccacaa ccagcttctc caggtcatat gtgccttacc tccagagagt 1380
cttttttttt tttttctga gatggagttt cactcttgtt gcccaggctg gagtgcaata 1440
gcatgatctc ggctcactgc aacctccgcc tctggggttc aagagattct cctgcctcag 1500
cctccccagt agctgggatt acaggctcat gccaccatgc ccagctaatt tttgtattat 1560
tattattggt ttttagtaga gacggggttt caccatgttg gccaggctag tcacgaactc 1620
ctaacctcag gtgatccacc cacctctgcc tcccaaagtg ctgggattac aggcatgagc 1680
taccacacct ggtttggaga gtcttaatta aggaaatttc cctaatgttc atttattttc 1740
taaatccaga ccgtgtttca gaataatcct tacttgagag tagccatttt cttgcctgta 1800
cttgtcagaa ctagaggaaa tagccaagac taatgaaaaa gattactcta acccttaaaa 1860
gacttttaaa ttcactacta gagtggctcat tttaaaaata catccatggt ttaacttatt 1920
tgagccttct ttatgagtaa atgattcctc cttgttctgt ctttcaaacc agctaaatat 1980
ttgtcacaaa agtgcttttt tctcactggt gcctattttc atatatcagg ttttaaatag 2040
ttttaatttt ttaataaaaat tttctctacg ttctatatgc aattgttata tatctatttg 2100
aatagctgaa ggactaaaat acttttttaa gagataactt caggaaaacca ttatatttta 2160
ctatctgcat gctgttaact gtggtacact gtgaaatag ttgattacaa acccattcat 2220
tacatagtat aaggaattca cagtatatg actatatagt gtctaatagat cttgggcaga 2280
tactgtcaaa cttacaatat ctatatagat gtaggctctt ttaaatttac ctagtcatc 2340
ttctatcatg tatattgatg ctgaaagagg aactggctcag ctcctctgga caacaaattc 2400
ttagtctata atattaggag acatcttctg ttttgcaaat gtctgtgaat ctgagcaacc 2460
tggcattctg cttactggcc agaaagctgg cgggtgacat ttgtaacatt tctcttttga 2520
gactctgagt tcacctagag aagtctaagc ataacagctt tctttcccag cacgagcctt 2580
tatagctctc tttagctcaa ccaactctgc catccagcca atggatgtcc cttcccctgt 2640
accccaattt caagcttatt ttaggaagcc ttgaactacc atgtatctg gctcctagct 2700
gagtttatta gaggtatgga gcagtgcaac ttaaactcaa gttgactta cattttgaat 2760
tttaaaatga tggttttatc tgttgtgtga agtggttcac ccttgaggac caggagcctc 2820
catatcctga ctgaaaaacct tttctgagac ttagagtaac agtgcttttg gttccttgag 2880
ttctcctgct tccagatacc aaatgacctt gacttttctg ccttgatgaat tcgtagtcca 2940
atcagctgaa attaaatcac ttgggagggga cgcatagaag gagctctagg aacacagtgc 3000
cagtgcagaa gtttctccag gtggcctccc tttccaacaa tgtacataat aaagtgtatg 3060
cactttcact aataaaaaaa aaaaaaaaaa aaaaaaaaaa aaaaaaaaaa 3108

```

<210> SEQ ID NO 46

<211> LENGTH: 4090

<212> TYPE: DNA

<213> ORGANISM: Homo sapiens

-continued

<220> FEATURE:

<223> OTHER INFORMATION: MAOA glucocorticoid receptor-responsive gene

<400> SEQUENCE: 46

```

gggagctccc ggagatcag caaaagggtt cgccccgccc acagtgcccc gctccccccg      60
ggatcaaaa gaaggatcgg ctccgcccc gggtccccg ggggagttga tagaagggtc      120
cttcccacc tttgccgtcc ccaactcctgt gcttacgacc caggagcgtg tcagccaaag      180
catggagaat caagagaagg cgagatcgcg gggccacatg ttcgacgtag tcgtgatcgg      240
agggtggcatt tcaggactat ctgctgccc actcttgact gaatatggcg ttagtgtttt      300
ggttttagaa gctcgggaca gggttggagg aagaacatat actataagga atgagcatgt      360
tgattacgta gatgttggg gagcttatgt gggaccaacc caaacagaa tcttacgctt      420
gtctaaggag ctgggcatag agacttaca agtgaatgtc agtgagcgtc tcgttcaata      480
tgtcaagggg aaaacatata catttcgggg cgctttcca ccagtatgga atccattgc      540
atatttggat tacaataatc tgtggaggac aatagataac atggggaagg agattccaac      600
tgatgcaccc tgggaggtcc aacatgctga caaatgggac aaaatgacca tgaagagct      660
cattgacaaa atctgctgga caaagactgc taggcgggtt gcttatcttt ttgtgaatat      720
caatgtgacc tctgagcctc acgaagtgtc tgcctgtgg ttcttgggt atgtgaagca      780
gtgccccggg accactcgga tattctctgt caccaatggt ggccaggaac ggaagttgt      840
agggtgatct ggtcaagtga gcgaacggat aatggacctc ctccgagacc aagtgaagct      900
gaaccatcct gtcactcacg ttgaccagtc aagtgacaac atcatcatag agacgctgaa      960
ccatgaacat tatgagtgca aatacgtaat taatgcatc cctccgacct tgactgccc      1020
gattcacttc agaccagagc ttccagcaga gagaaccag ttaattcagc ggcttccaat      1080
gggagctgtc attaagtgca tgatgtatta caaggaggcc ttctggaaga agaaggatta      1140
ctgtggctgc atgatcattg aagatgaaga tgctccaatt tcaataacct tggatgacac      1200
caagccagat gggctcactgc ctgccatcat gggcttcatt cttgcccgga aagctgatcg      1260
acttgctaag ctacataagg aaataaggaa gaagaaaatc tgtgagctct atgccaaagt      1320
gctggggtcc caagaagctt tacatccagt gcattatgaa gagaagaact ggtgtgagga      1380
gcagtactct gggggctgct acacggccta cttccctcct gggatcatga ctcaatatgg      1440
aagggtgatt cgtcaacccc tgggcaggat tttctttgcy ggcacagaga ctgccacaaa      1500
gtggagcggc tacatggaag gggcagttga ggctggagaa cgagcagcta gggaggcttt      1560
aaatggtctc ggaaggtga ccgagaaaga tatctgggta caagaacctg aatcaaagga      1620
cgttccagcg gtagaaatca cccacacctt ctgggaaagg aacctgcctt ctgtttctgg      1680
cctgctgaag atcattggat tttccacatc agtaactgcc ctggggtttg tgctgtacaa      1740
atacaagctc ctgccacggt cttgaagttc tgttcttatg ctctctgctc actggttttc      1800
aataccacca agaggaaaat attgacaagt ttaaaggctg tgtcattggg ccatgtttaa      1860
gtgtactgga tttaactacc tttggcttaa ttccaatcat tgttaaagta aaaacaattc      1920
aaagaatcac ctaattaatt tcagtaagat caagctccat cttatttgc agtgtagatc      1980
aactcatggt aattgataga ataaagcctt gtgatcactt tctgaaatc acaaagttaa      2040
acgtgatgtg ctcatcagaa acaatttctg tgcctgttt ttattccctt caatgcaaaa      2100
tacatgatga tttcagaaac aaagcatttg actttctgtc tgtggagggt gagtaggtga      2160

```


-continued

```

aggcccagcc tgtaactgtc ctttttcttc ccttaggcaa tggggaactg tcattacaga 2220
gcctagaggc tcacagcctc ctggaggaag cagcctccac tttggatcag gaaatagtaa 2280
aggaaagcag tgttgggggt agcggcatgc agaccctcag accagaatgg ggacatcttg 2340
tggctgctg cctcaggaat ctctgacca cttgtagtcc ctccgacttc tctagacatc 2400
tagtctcagt gctagcttat ttgtattttt cctctttcac ttcttatgga ggagagtgtt 2460
taactgagtt agaatgttga aactgacttg ctgtgactta tgtgcagctt tccagttgag 2520
cagaggaaaa tagtggcagg actgtcccc aggaggactc cctgcttagc tctgtgggag 2580
accaactacg actggcatct tctcttcccc ctggaaggca gctagacacc aatggatcct 2640
tgtcagttgt aacattctat ttcaacttca ggaaagcagc agttttcttt taatttttcc 2700
tatgaccata aaattagaca tacctctcaa cttacatag tcttcaacat ggttacctct 2760
gcataaatat tagcaaagca tgccaatttc tcttaagtac tgaatacat atgataaatt 2820
tgactgttat ttgttgagac tatcaaacag aaaagaaatt agggctctaa ttccttaaa 2880
gcaagctcac ttgctttagt tgtaagtgt tataaaagac atgaaattga gtcattttat 2940
atatgaaaac taagtctctc atcttaggag taatgtcggc ccacaagggt gccacctct 3000
tgttttcccc ttttaaaaac tcagattttt aaaagccctt tccaaagggt tcaactgtaa 3060
aatacttctt tttacaatgt atcaacatat ttttatttaa ggggaattaa caattgccag 3120
ggaaaccagc caaccaagt ttattatctc attaacctta tcataaattc aaacctagt 3180
tgctggacc tgggtgtgagg acataaatct tccaaagttt tgctatcct aagagctgca 3240
ttttctact gctctttacc ttgcatttta gctaatttag gagttttgag aatgtattgg 3300
atacgctcca gtacataagg agttgccgca tattatatca gactgctttg agaaatctca 3360
tcctagtctc attgcagttg tttctattag cttactgatt aactcagtc tgacacacct 3420
tttgggaaat gctgatttaa acttcttaac tggcaacagt tggaacagta atcagtttgc 3480
taacatattt aaagtcttga atgttgaaga actcatgtga tttacccttt tcaacttttt 3540
ggaaaacgat ttaatttatt ctaattagat taacctatt aatctatgga ttgggtatca 3600
aaatgaatgc cagtcagatc gtgcctagac acgaaattgg agctgaggac tctcacgata 3660
tgcaagttca tccaactgga agataccata agctttttct ctgaaccaga gaaatgaaag 3720
tcagtttaag aggctgatag atcttggccc tgtaaggca tccacttcac agttctgaag 3780
gctgagtcag cccactcca cagttaggcc aagaattaga ttttaaaact tcatctgtct 3840
gtcccagtta actgttaaat aaggcctcat cctccactga agagtatgga ttgaaggatt 3900
gtgaactatg tttagtgtga ttgtgaactt ggtgcctaat gttccatgct tgaagtttgc 3960
cccagtgcta cacgttggag tatacctatg tgtgtgcttt gccactgaag taagattttg 4020
cctgtatggt actgttttgt ttgttaataa agtgcactgc caccccaat gcaaaaaaaaa 4080
aaaaaaaaaa 4090

```

<210> SEQ ID NO 47

<211> LENGTH: 6784

<212> TYPE: DNA

<213> ORGANISM: Homo sapiens

<220> FEATURE:

<223> OTHER INFORMATION: glucocorticoid receptor (GR) alpha

<400> SEQUENCE: 47

-continued

ggcgccgct ccaccgctc cccgctcggc cccgctcgt cgcccaggcc gggctgcct	60
ttcgctgtc cgcgctctt tccctccgc gcgctcct ccattttgag agctcgtgtc	120
tgtgacggga gcccagtc cgcctgccc gtcggggagc gattctgtgg gtggaaggag	180
acgcccagc cggagcggc gaagcagctg ggaccgggac ggggcacgag cgcgggaa	240
ctcagccgc ggagccggc gcggggcgga gggctggctt gtcagctggg caatgggaga	300
ctttctaaa tagggctct cccccacc atggagaaag gggcggtgt ttacttctt	360
tttttagaaa aaaaaatat atttccctc tgctcctct gcgttcacaa gctaaagtgt	420
ttatctcggc tgcggcgga actgcggagc gtggcggcg agcggctcct ctgccagag	480
tgatattcac tgatggact caaagaatc ttaactcctg gtagagaaga aaacccagc	540
agtgtgcttg ctcagagag gggagatgt atggacttct ataaaccct aagaggagga	600
gctactgtga aggtttctgc gtcttcacc tcaactggctg tcgcttctca atcagactcc	660
aagcagcgaa gacttttggc tgattttcca aaaggctcag taagcaatgc gcagcagcca	720
gatctgtcca aagcagttc actctcaatg ggactgtata tgggagagac agaaacaaaa	780
gtgatgggaa atgacctggg attcccacag cagggccaaa tcagccttcc ctcgggggaa	840
acagacttaa agcttttggc agaaagcatt gcaaacctca ataggctgac cagtgttcca	900
gagaacccca agagttcagc atccactgct gtgtctgctg ccccccagaa gaaggagttt	960
ccaaaaactc actctgatgt atcttcagaa cagcaacatt tgaaggcca gactggcacc	1020
aacgggtgca atgtgaaatt gtataccaca gaccaaagca cctttgacat tttgcaggat	1080
ttggagtttt cttctgggct cccaggtaaa gagacgaatg agagtccttg gagatcagac	1140
ctgttgatag atgaaaactg tttgctttct cctctggcgg gagaagacga ttcattcctt	1200
ttggaaggaa actcgaatga ggactgcaag cctctcattt taccgacac taaacccaaa	1260
attaaggata atggagatct ggttttgtca agcccagta atgtaacact gcccgaagt	1320
aaaacagaaa aagaagatt catcgaactc tgcaccctg gggtaattaa gcaagagaaa	1380
ctgggacagc tttactgtca ggcaagctt cctggagcaa atataattgg taataaaatg	1440
tctgccattt ctggtcattg tgtgagtacc tctggaggac agatgtacca ctatgacatg	1500
aatacagcat ccttttctca acagcaggat cagaagccta ttttaaatgt cattccacca	1560
attcccgttg gttccgaaaa ttggaatagg tgccaaggat ctggagatga caacttgact	1620
tctctgggga ctctgaactt cctggctcga acagttttt ctaatggcta ttcagcccc	1680
agcatgagac cagatgtaag ctctcctcca tccagctcct caacagcaac aacaggacca	1740
cctcccacac tctgctggt gtgctctgat gaagctcag gatgtcatta tggagtctta	1800
acttgtggaa gctgtaaagt tttcttcaa agagcagtg aaggacagca caattacct	1860
tgtgctggaa ggaatgatt catcatgat aaaattcga gaaaaactg cccagcatgc	1920
cgctatcgaa aatgtcttca ggctggaatg aacctggaag ctcgaaaaac aaagaaaaa	1980
ataaaaggaa ttcagcagc cactacagga gtctcacaag aaacctctga aaatcctggt	2040
aacaaaaaaa tagttctctc aacgttacca caactcacc ctaccctggt gtcactgttg	2100
gaggttattg aacctgaagt gttatatgca ggatagata gctctgttcc agactcaact	2160
tggaggatca tgactacgct caacatgta ggaggcggc aagtgattgc agcagtgaaa	2220
tgggcaaagg caataccagc tttcaggaac ttacacctg atgaccaaat gacctactg	2280

-continued

cagtactcct ggatgtttct tatggcattt gctctggggt ggagatcata tagacaatca 2340
agtgcaaacc tgctgtgttt tgctcctgat ctgattatta atgagcagag aatgactcta 2400
ccctgcatgt acgaccaatg taaacacatg ctgtatgttt cctctgagtt acacaggcct 2460
caggatcctt atgaagagta tctctgtatg aaaaccttac tgcttctctc ttcagttcct 2520
aaggacggtc tgaagagcca agagctatth gatgaaatta gaatgaccta catcaaagag 2580
ctaggaagag ccattgtcaa gaggaagga aactccagcc agaactggca gcggttttat 2640
caactgacaa aactcttgga ttctatgcat gaagtgggtg aaaatctcct taactattgc 2700
ttccaaacat ttttgataa gaccatgagt attgaattcc cggagatggt agctgaaatc 2760
atcaccaatc agataccaaa atattcaaat ggaaatatca aaaaacttct gtttcatcaa 2820
aagtgaactc ctaataaga atgggtgcct taaagaaagt cgaattaata gcttttattg 2880
tataaactat cagtttgctc tgtagaggtt ttgttggttt attttttatt gtttcatcct 2940
gttggtttgt ttaataacg cactacatgt ggtttataga gggccaagac ttggcaacag 3000
aagcagttga gtcgcatca cttttcagtg atgggagagt agatgggtgaa atttattagt 3060
taatataatc cagaaattag aaaccttaat atgtggacgt aatctccaca gtcaaagaag 3120
gatggcacct aaaccaccag tgcccaaggt ctgtgtgatg aactttctct tcatactttt 3180
tttcacagtt ggctggatga aattttctag actttctggt ggtgtatccc cccctgtat 3240
agttaggata gcatttttga tttatgcatg gaaacctgaa aaaaagtta caagtgtata 3300
tcagaaaagg gaagtgtgct cttttatagc tattactgct tggttttaac aatttccttt 3360
atatttagtg aactacgctt gctcattttt tottacataa ttttttattc aagttattgt 3420
acagctgttt aagatgggca gctagtctgt agctttcca aataaactct aacattaat 3480
caatcatctg tgtgaaaatg ggttgggtct tctaacctga tggcaacttag ctatcagaag 3540
accacaaaaa ttgactcaaa tctccagat tcttgtaaaa aaaaaaaaaa aaaaagctca 3600
tattttgat atactgctt cagtgaggaa ttatataggt tgtgcaaatt aacagctcta 3660
actggtatag agcacatagt ccagtgcact gctgggtaaa ctgtggatga tggttgcaaa 3720
agactaatth aaaaaataac taccaagagg cctgtctgt acctaacgct ctatttttgc 3780
aatggctata tggcaagaaa gctggtaaac tatttgctt tcaggacctt ttgaagtgt 3840
ttgtataact tcttaaaagt tgtgattcca gataaccagc tgtaacacag ctgagagact 3900
tttaatcaga caagtaatt cctctcacta aactttacc aaaaactaaa tctctaata 3960
ggcaaaaatg gctagacacc cttttcaca ttcccatctg tcaccaattg gttaatcttt 4020
cctgatggta caggaagct cagctactga tttttgtgat ttagaactgt atgtcagaca 4080
tccatgtttg taaaactaca catccctaata gtgtgccata gagtttaaca caagtctgt 4140
gaatttctt actggtgaaa attattttaa acaaaataga agctgtagta gccctttctg 4200
tgtgcacctt accaacttct tgtaaacctc aaacttaaca tatttactaa gccacaagaa 4260
atthgatthc tattcaaggt ggccaaatta tttgtgtaat agaaaaactga aatctaata 4320
ttaaaaaat ggaacttcta atataattht atatttagtt atagtttcag atatatatca 4380
tattggtatt cactaatctg ggaagggag ggctactgca gctttacatg caatttatta 4440
aatgattgt aaaaatgctt gtatagtgt aaataagaat gattttttaga tgagattgt 4500
ttatcatgac atgttatata tttttgtag gggcaaaaga aatgctgatg gataacctat 4560

-continued

atgatttata gtttgtacat gcattcatac aggcagcgat ggtctcagaa accaaacagt 4620
ttgctctagg ggaagagga gatggagact ggtcctgtgt gcagtgaagg ttgctgaggg 4680
tctgacccag tgagattaca gaggaagtta tctctgcct cccattctga ccacccttct 4740
cattccaaca gtgagctgt cagcgcaggt ttagtttact caatctcccc ttgcaactaaa 4800
gtatgtaaag tatgtaaaca ggagacagga aggtggtgct tacatcctta aaggcaccat 4860
ctaatagcgg gttactttca catacagccc tccccagca gttgaatgac aacagaagct 4920
tcagaagttt ggcaatagtt tgcatagagg taccagcaat atgtaaatag tgcagaatct 4980
cataggttgc caataataca ctaattcctt tctatcctac aacaagagtt tatttccaaa 5040
taaaatgagg acatgttttt gttttctttg aatgcttttt gaatgttatt tgttattttc 5100
agtatttttg agaaattatt taataaaaa acaatcattt gctttttgaa tgctctctaa 5160
aagggaatgt aatatttta gatggtgtgt aaccggctg gataaatttt tggcgcctaa 5220
gaaaactgct tgaatattct tatcaatgac agtgtaagt ttcaaaaaga gcttctaaaa 5280
cgtagattat cattccttta tagaatgta tgtggttaaa accagaaagc acatctcaca 5340
cattaatctg attttcatcc caacaatctt ggcgctcaaa aatagaact caatgagaaa 5400
aagaagatta tgtgcacttc gttgtcaata ataagtcaac tgatgctcat cgacaactat 5460
aggaggcttt tcattaatg ggaaaagaag ctgtgcctt ttaggatacg tgggggaaaa 5520
gaaagtcatc ttaattatgt ttaattgtg atttaagtgc tatatggtgg tctgtttga 5580
aagcagattt atttcctatg tatgtgttat ctggccatcc caaccctaac tgttgaagtt 5640
tgtagtaact tcagtggag ttggttact acaacaaatc ctgaaaagta tttttagttg 5700
ttgtaggtat tctgtgggat actatacaag cagaactgag gcacttagga cataacactt 5760
ttgggttata tatatccaaa tgcctaaaac tatgggagga aaccttggcc accccaaaag 5820
gaaaactaac atgattttgt tctatgaagt gctggataat tagcatggga tgagctctgg 5880
gcatgccatg aaggaaagcc acgctccctt cagaattcag aggcagggag caattccagt 5940
ttcacctaag tctcataatt ttagttcctt tttaaaaacc ctgaaaacta catcaccatg 6000
gaatgaaaaa tattgttata caatacatg atctgtcaaa cttccagaac catggtagcc 6060
ttcagtgaga tttccatctt ggctggctac tccctgactg tagctgtagg tgaatgtgtt 6120
tttgtgtgtg tgtgtctggt tttagtgtca gaagggaat aaaagtgtaa ggaggacact 6180
ttaaacctt tgggtggagt ttcgtaattt cccagactat tttcaagcaa cctggctccac 6240
ccaggattag tgaccaggtt ttcaggaaag gatttgcttc tctctagaaa atgtctgaaa 6300
ggattttatt ttctgatgaa aggctgtatg aaaatacctt cctcaaataa cttgcttaac 6360
tacatataga ttcaagtgtg tcaatattct atttgtata ttaaatgcta tataatgggg 6420
acaaatctat attatactgt gtatggcatt attaagaagc ttttcatta tttttatca 6480
cagtaatttt aaaatgtgta aaaataaaa ccagtgactc ctgttataaa ataaaagttg 6540
tagtttttta ttcattctga ataataatct gtagtataaa aaaaagtgtc tttttacct 6600
cgcagtgaaa tgtcagactg taaaacctg tgtggaaatg ttttaacttt atttttcat 6660
ttaaatttgc tgttctgta ttacaaaacc acacatttgt accgaattgg cagtaaatgt 6720
tagccattta cagcaatgcc aaatatggag aaacatcata ataaaaaat ctgctttttc 6780
atta 6784

-continued

```

<210> SEQ ID NO 48
<211> LENGTH: 4154
<212> TYPE: DNA
<213> ORGANISM: Homo sapiens
<220> FEATURE:
<223> OTHER INFORMATION: glucocorticoid receptor (GR) beta

<400> SEQUENCE: 48
ggcgccgcct ccaccgcgctc cccgctcggg cccgctcgcct cgcccaggcc gggctgcct      60
ttcgctgtgc cgcgctctct tccctccgcc gccgectect ccattttgcg agctcgtgtc      120
tgtgacggga gcccagagtc ccgctgccc gtcggggacg gattctgtgg gtggaaggag      180
acgccgcagc cggagcggcc gaagcagctg ggaccgggac ggggcacgcg cgcccggaac      240
ctcgaccgcg ggagcccgcg gggggcgga gggctggctt gtcagctggg caatgggaga      300
ctttctaaa tagggctct cccccacc atggagaaag gggcggtgt ttacttctt      360
tttttagaaa aaaaaatat atttccctcc tgctccttct gcgttcacaa gctaagttgt      420
ttatctcggc tcggcgggga actgcggacg gtggcgggcg agcggctcct ctgccagagt      480
tgatattcac tgatggactc caaagaatca ttaactcctg gtagagaaga aaaccaccagc      540
agtgtgcttg ctcaggagag gggagatgtg atggacttct ataaaccct aagaggagga      600
gctactgtga aggtttctgc gtcttccacc tcaactgctg tcgcttctca atcagactcc      660
aagcagcgaa gacttttggg tgattttcca aaaggctcag taagcaatgc gcagcagcca      720
gatctgtcca aagcagtttc actctcaatg ggactgtata tgggagagac agaacaacaaa      780
gtgatgggaa atgacctggg attcccacag cagggccaaa tcagccttcc ctcgggggaa      840
acagacttaa agcttttggg agaaagcatt gcaaacctca ataggtcgcag cagtgttcca      900
gagaacccca agagttcagc atccactgct gtgtctgctg cccccacaga gaaggagttt      960
ccaaaaacte actctgatgt atcttcagaa cagcaacatt tgaagggcca gactggcacc      1020
aacggtggca atgtgaaatt gtataccaca gaccaaagca cctttgacat tttgcaggat      1080
ttggagtttt cttctgggct cccaggtaaa gagacgaatg agagtccctg gagatcagac      1140
ctgttgatag atgaaaactg tttgctttct cctctggcgg gagaagacga ttcattcctt      1200
ttggaaggaa actcgaatga ggactgcaag cctctcattt taccggacac taaacccaaa      1260
attaaggata atggagatct ggttttgtca agccccagta atgtaacact gcccgaagtg      1320
aaaaacagaaa aagaagattt catcgaactc tgcaccctcg gggtaattaa gcaagagaaa      1380
ctgggcacag tttactgtca ggcaagcttt cctggagcaa atataattgg taataaatg      1440
tctgccattt ctgttcatgg tgtgagtacc tctggaggac agatgtacca ctatgacatg      1500
aatacagcat ccctttctca acagcaggat cagaagccta tttttaatgt cattccacca      1560
attcccgttg gttccgaaaa ttggaatagg tgccaaggat ctggagatga caacttgact      1620
tctctgggga ctctgaactt ccctggctga acagttttt ctaatggcta ttcaagcccc      1680
agcatgagac cagatgtaag ctctcctcca tccagctcct caacagcaac aacaggacca      1740
cctcccaaac tctgectggt gtgctctgat gaagcttcag gatgtcatta tggagtctta      1800
acttgtggaa gctgtaaagt tttcttcaaa agagcagtgg aaggacagca caattacctta      1860
tgtgctggaa ggaatgatg catcatcgat aaaattcgaa gaaaaaactg cccagcatgc      1920
cgctatcgaa aatgtcttca ggctggaatg aacctggaag ctcgaaaaac aaagaaaaaa      1980

```

-continued

ataaaaggaa	ttcagcaggc	cactacagga	gtctcacaag	aaacctctga	aaatcctggg	2040
aacaaaaaaa	tagttcctgc	aacgttacca	caactcacc	ctaccctggg	gtcactgttg	2100
gagggtattg	aacctgaagt	gttatatgca	ggatatgata	gctctgttcc	agactcaact	2160
tggaggatca	tgactacgct	caacatgta	ggagggcggc	aagtgattgc	agcagtgaaa	2220
tgggcaaagg	caataccag	tttcaggaac	ttacacctgg	atgaccaa	gacctactg	2280
cagtactcct	ggatgtttct	tatggcattt	gctctggggg	ggagatcata	tagacaatca	2340
agtgc aaa	tgctgtgttt	tgctcctgat	ctgattatta	atgagcagag	aatgactcta	2400
cctgcatgt	acgaccaatg	taaacacatg	ctgtatgttt	cctctgagtt	acacaggcct	2460
caggatcctt	atgaagagta	tctctgtatg	aaaaccttac	tgcttctctc	ttcagttcct	2520
aaggacggtc	tgaagagcca	agagctat	gatgaaatta	gaatgaccta	catcaaagag	2580
ctaggaaaag	ccattgtcaa	gaggaagga	aactccagcc	agaactggca	gcggttttat	2640
caactgacaa	aactcctgga	ttctatgcat	gaaaatgtta	tgtggtaaaa	accagaaaagc	2700
acatctcaca	cattaatctg	atcttcatcc	caacaatctt	ggcgctcaaa	aaatagaact	2760
caatgagaaa	agaagatta	tgtgcacttc	gttgtcaata	ataagtcaac	tgatgctcat	2820
cgacaactat	aggagccttt	tcattaaatg	ggaaaagaag	ctgtgccctt	ttaggatagc	2880
tgggggaaaa	gaaagtcac	ttaattatgt	ttaattgtgg	atttaagtgc	tatatggtgg	2940
tgctgtttga	aagcagattt	atctcctatg	tatgtgttat	ctggccatcc	caacccaaac	3000
tgttgaagtt	tgtagtaact	tcagtggag	ttggttactc	acaacaaatc	ctgaaaagta	3060
tttttagtgt	ttgtagggat	tctgtgggat	actatacaag	cagaactgag	gcacttagga	3120
cataacactt	ttgggtata	tatatccaaa	tgctaaaac	tatgggagga	aaccttgcc	3180
accccaaaag	gaaaactaac	atgattttgtg	tctatgaagt	gctggataat	tagcatggga	3240
tgagctctgg	gcatgccatg	aaggaaagcc	acgctccctt	cagaattcag	aggcagggag	3300
caattccagt	ttcacctaag	tctcataatt	ttagttccct	tttaaaaacc	ctgaaaacta	3360
catcaccatg	gaatgaaaa	tattgttata	caatacattg	atctgtcaaa	cttcagaaac	3420
catggtagcc	ttcagtgaga	tttccatctt	ggctgggtcac	tcctgactg	tagctgtagg	3480
tgaatgtgtt	tttgtgtgtg	tgtgtctggt	tttagtgtca	gaagggaat	aaaagtgtaa	3540
ggaggacact	ttaaaccctt	tgggtggagt	ttcgtaattt	cccagactat	ttcaagcaa	3600
cctggctccac	ccaggattag	tgaccagggt	ttcaggaag	gatttgcttc	tctctagaaa	3660
atgtctgaaa	ggatthttat	ttctgatgaa	aggctgtatg	aaaataccct	cctcaataa	3720
cttgcttaac	tacatataga	ttcaagtgtg	tcaatattct	atthttgtata	ttaaatgcta	3780
tataatgggg	acaaatctat	attatactgt	gtatggcatt	attaagaagc	tttttcatta	3840
tttttatca	cagtaattht	aaaatgtgta	aaaattaaaa	ccagtgactc	ctgtttaaaa	3900
ataaaagttg	tagthttttta	ttcatgctga	ataataatct	gtagttaaaa	aaaaagttgc	3960
tttttaccta	cgcagtgaaa	tgtcagactg	taaaaccttg	tgtggaaatg	tttaacttht	4020
atthtttcat	ttaaatthtc	tgttctggta	ttaccaaac	acacatttht	accgaattgg	4080
cagtaaatgt	tagccattta	cagcaatgcc	aaatattggag	aaacatcata	ataaaaaaat	4140
ctgctthttc	atta					4154

-continued

<210> SEQ ID NO 49
<211> LENGTH: 6330
<212> TYPE: DNA
<213> ORGANISM: Homo sapiens
<220> FEATURE:
<223> OTHER INFORMATION: nuclear receptor subfamily 3, group A, member
1,
transcript variant 4 (NR3A1), estrogen receptor
(ESR1, ER, ESR, ESRA, ESTR) cDNA (complete)

<400> SEQUENCE: 49

aggagctggc ggagggcggt cgtcctggga ctgcacttgc tcccgtcggg tcgcccggct 60
tcaccggacc cgcaggtcc cggggcaggg ccggggccag agctcgcgtg tcggcgggac 120
atgcgctgcg tcgcctctaa cctcgggctg tgctcttttt ccagggtggc cgcggtttc 180
tgagccttct gcctcgggg gacacggtct gcaccctgcc cgcggccacg gaccatgacc 240
atgaccctcc acaccaaagc atctgggatg gccctactgc atcagatcca agggaacgag 300
ctggagcccc tgaacctgcc gcagctcaag atccccctgg agcggccccct gggcgagggtg 360
tacctggaca gcagcaagcc cgccgtgtac aactaccccg agggcgccgc ctacgagttc 420
aacgcccggc ccgccgcaa cgcgcaggtc tacggtcaga ccggcctccc ctacggcccc 480
gggtctgagg ctgcccgtt cggctccaac ggctggggg gtttcccccc actcaacagc 540
gtgtctccga gcccgtgat gctactgcac ccgccgccc agctgtcggc tttcctgcag 600
ccccacggcc agcaggtgcc ctactacctg gagaacgagc ccagcggcta cacggtgccc 660
gaggccggcc cgcggcatt ctacaggcca aattcagata atcagcga ggggtggcaga 720
gaaagattgg ccagtaacaa tgacaagga agtatggcta tggaatctgc caaggagact 780
cgctactgtg cagtgtgcaa tgactatgct tcaggctacc attatggagt ctggctcctgt 840
gagggtgca aggccttct caagagaagt attcaaggac ataacgacta tatgtgtcca 900
gccaccaacc agtgcaccat tgataaaaac aggaggaaga gctgccaggc ctgccggctc 960
cgcaaatgct acgaagtggg aatgatgaaa ggtgggatac gaaaagaccg aagaggaggg 1020
agaatgttga aacacaagcg ccagagagat gatggggagg gcaggggtga agtggggctc 1080
gctggagaca tgagagctgc caacctttgg ccaagcccgc tcatgatcaa acgctctaag 1140
aagaacagcc tggccttgc cctgacggcc gaccagatgg tcagtgcctt gttggatgct 1200
gagcccccca tactctatc cgagtatgat cctaccagac ccttcagtga agcttcgatg 1260
atgggcttac tgaccaacct ggcagacagg gagctgggtc acatgatcaa ctgggcgaag 1320
agggtgccag gctttgtgga tttgaccctc catgatcagg tccaccttct agaattgtgc 1380
tggctagaga tcctgatgat tggctctgct tggcgtcca tggagcacc agggaagcta 1440
ctgtttgctc ctaacttgc cttggacagg aaccaggaa aatgtgtaga gggcatggtg 1500
gagatcttcg acatgctgct ggctacatca tctcgggtcc gcgatgtaa tctgcaggga 1560
gaggagtgtg tgtgcctcaa atctattatt ttgcttaatt ctggagtga cacatttctg 1620
tccagcacc tgaagtctct ggaagagaag gaccatatcc accgagtcct ggacaagatc 1680
acagacactt tgatccacct gatggccaag gcaggcctga ccctgcagca gcagcaccag 1740
cggctggccc agctcctcct catcctctcc cacatcaggc acatgagtaa caaaggcatg 1800
gagcatctgt acagcatgaa gtgcaagaac gtggtgcccc tctatgacct gctgctggag 1860
atgctggagc cccaccgct acatgcgccc actagccgtg gaggggcatc cgtggaggag 1920

-continued

acggaccaa	gccacttggc	cactgogggc	tctacttcat	cgcatctcct	gcaaaagtat	1980
tacatcacgg	gggaggcaga	gggtttccct	gccacggtct	gagagctccc	tggtccccc	2040
acggttcaga	taatccctgc	tgcattttac	cctcatcatg	caccacttta	gceaaattct	2100
gtctcctgca	tacactccgg	catgcatcca	acaccaatgg	ctttctagat	gagtggccat	2160
tcatttgctt	gctcagttct	tagtggcaca	tcttctgtct	tctgttggga	acagccaaaag	2220
ggattccaag	gctaaatctt	tgtaacagct	ctctttcccc	cttgcctatgt	tactaagcgt	2280
gaggattccc	gtagctcttc	acagctgaac	tcagtctatg	ggttggggct	cagataactc	2340
tgtgcattta	agctacttgt	agagacccag	gcctggagag	tagacatttt	gcctctgata	2400
agcacttttt	aatggctctt	aagaataagc	cacagcaaag	aatttaaagt	ggctccttta	2460
attggtgact	tgagaaaagc	taggtcaagg	gtttattata	gcaccctctt	gtattcctat	2520
ggcaatgcat	ccttttatga	aagtggta	ccttaaagct	tttatatgac	tgtagcagag	2580
tatctggtga	ttgtcaatc	attcccccta	taggaataca	aggggcacac	agggaaaggca	2640
gatcccctag	ttggcaagac	tattttaact	tgatacactg	cagattcaga	tgtgctgaaa	2700
gctctgcctc	tggtcttccg	gctatggggt	ccagttaatt	catgcctccc	atggacctat	2760
ggagagcagc	aagttgatct	tagttaagtc	tcctatatg	agggataagt	tctgattttt	2820
tgtttttatt	tttgtgttac	aaaagaaagc	cctccctccc	tgaacttga	gtaaggtcag	2880
cttcaggacc	tgttccagtg	ggcactgtac	ttggatcttc	ccggcgtgtg	tgtgccttac	2940
acaggggtga	actgttcact	gtggtgatgc	atgatgaggg	taaatggtag	ttgaaaggag	3000
caggggccct	ggtgttgcac	ttagccctgg	ggcatggagc	tgaacagtac	ttgtgcagga	3060
ttgttgtggc	tactagagaa	caagagggaa	agttagggcag	aaactggata	cagttctgag	3120
gcacagccag	acttgcctag	ggtggccctg	ccacaggetg	cagctacctc	ggaacattcc	3180
ttgcagacct	cgcatctccc	tttgggggtg	ccctgggatc	cctggggtag	tccagctctt	3240
cttcatttcc	cagcgtggcc	ctggttggaa	gaagcagctg	tcacagctgc	tgtagacagc	3300
tgtgttccca	caattggccc	agcacccctgg	ggcacgggag	aaggggtggg	accgttgcctg	3360
tcactactca	ggctgactgg	ggcctggta	gattacgtat	gcccttgggtg	gtttagagat	3420
aatccaaaat	caggggtttg	tttggggaag	aaaatcctcc	cccttccctc	cccgcctcct	3480
tcctaccg	ctccactcct	gccagctcat	ttccttcaat	ttcctttgac	ctataggcta	3540
aaaaagaaag	gctcattcca	gccacagggc	agccttccct	gggcctttgc	ttctctagca	3600
caattatggg	ttacttcctt	tttcttaaca	aaaaagaatg	tttgatttcc	tctgggtgac	3660
cttattgtct	gtaattgaaa	ccctattgag	aggtgatgct	tgtgttagcc	aatgaccag	3720
gtgagctgct	cggtcttctc	ttggtatgct	ttgtttgaa	aagtggattt	cattcatttc	3780
tgattgtcca	gttaagtgat	caccaaggga	ctgagaatct	gggagggcaa	aaaaaaaaaa	3840
aaagttttta	tgtgcactta	aatttgggga	caattttatg	tatctgtgtt	aaggatatgt	3900
ttaagaacat	aattcttttg	ttgctgtttg	tttaagaagc	accttagttt	gtttaagaag	3960
caccttatat	agtataatat	atattttttt	gaaattacat	tgcttgttta	tcagacaatt	4020
gaatgtagta	attctgttct	ggatttaatt	tgactgggtt	aacatgcaa	aaccaaggaa	4080
aaatatttag	tttttttttt	tttttttgta	tacttttcaa	gctaccttgt	catgtataca	4140
gtcatttatg	cctaaagcct	ggtgattatt	catttaaatg	aagatcacat	ttcatatcaa	4200

-continued

cttttgatc cacagtagac aaaatagcac taatccagat gcctattggt ggatactgaa	4260
tgacagacaa tcttatgtag caaagattat gctgaaaag gaaaattatt cagggcagct	4320
aattttgctt ttacaaaaat atcagtagta atatttttgg acagtagcta atgggtcagt	4380
gggttctttt taatgtttat acttagattt tcttttaaaa aaattaaaaat aaaacaaaaa	4440
aaaaatttcta ggactagacg atgtaatacc agctaaagcc aaacaattat acagtggaag	4500
gttttacatt attcatccaa tgtgtttcta ttcattgtaa gatactacta catttgaagt	4560
gggcagagaa catcagatga ttgaaatggt cgcccagggg tctccagcaa ctttggaat	4620
ctctttgat ttttacttga agtgccacta atggacagca gatattttct ggctgatggt	4680
ggtattgggt gtagaacat gatttaaaaa aaaactcttg cctctgcttt cccccactct	4740
gaggcaagt aaaatgtaaa agatgtgatt tatctggggg gctcaggtat ggtggggaag	4800
tggattcagg aatctgggga atggcaata tattaagaag agtattgaaa gtatttggag	4860
gaaaatggtt aattctgggt gtgcaccagg gttcagtaga gtccacttct gccttgaga	4920
ccacaaatca actagctcca tttacagcca tttctaaaat ggcagcttca gttctagaga	4980
agaaagaaca acatcagcag taaagtccat ggaatagcta gtggtctgtg tttctttctg	5040
ccattgccta gcttgccgta atgattctat aatgccatca tgcagcaatt atgagaggct	5100
aggatcatcca aagagaagac cctatcaatg taggttgcaa aatctaacc ctaaggagt	5160
gcagtctttg atttgatctt cctagtaacc ttgcagatat gtttaaccaa gccatagccc	5220
atgccttttg agggctgaac aaataagggg cttactgata atttactttt gatcacatta	5280
agggtttctc accttgaat cttatacact gaaatggcca ttgatttagg ccactggctt	5340
agagtactcc ttcccctgca tgacactgat tacaataact ttctattca tactttccaa	5400
ttatgagatg gactgtgggt actgggagtg atcactaaca ccatagtaat gtctaataat	5460
cacaggcaga tctgcttggg gaagctagtt atgtgaaagg caaatagagt catacagtag	5520
ctcaaaaaggc aaccataatt ctctttggtg caggtcttgg gacggtgatc tagattacac	5580
tgcaccattc ccaagttaat cccctgaaaa cttactctca actggagcaa atgaactttg	5640
gtcccaaata tccatctttt cagtagcgtt aattatgctc tgtttccaac tgcatttcct	5700
ttccaattga attaaagtgt ggcctcgctt ttagtcattt aaaattgctt tctaagtaat	5760
tgctgctctc attatggcac ttcaattttg cactgtcttt tgagattcaa gaaaaatttc	5820
tattcttttt tttgcatcca attgtgcctg aacttttaaa atatgtaaat gctgccatgt	5880
tccaaaacca tcgtcagtggt gtgtgttttag agctgtgcac cctagaaaca acatattgtc	5940
ccatgagcag gtgcctgaga cacagacccc tttgcattca cagagaggtc attggttata	6000
gagacttgaa ttaataagtg acattatgcc agtttctggt ctctcacagg tgataaacia	6060
tgctttttgt gactacata ctcttcagtg tagagctctt gttttatggg aaaaggetca	6120
aatgccaaat tgtgtttgat ggattaatat gcccttttgc cgatgcatac tattactgat	6180
gtgactcggt tttgtgcag ctttgctttg tttaatgaaa cacacttgta aaacctttt	6240
gcactttgaa aaagaatcca ggggatgct cgagcacctg taaacaattt tctcaaccta	6300
tttgatgttc aaataaagaa ttaactaaa	6330

1-30. (canceled)

31. A method of treating a breast cancer patient, who has been previously treated with a first anticancer agent and has cancer cells that are estrogen receptor alpha negative, the method comprising administering to the patient a therapeutically effective amount of a combination of a second anticancer agent and a glucocorticoid receptor antagonist (GRA) wherein the breast cancer patients were previously treated with the first anticancer agent more than two weeks prior to the combination.

32. The method of claim 31 wherein the GRA is ORG 34517 and the anticancer agent is paclitaxel or docetaxel.

33. A method for treating breast cancer characterized by expression of a glucocorticoid receptor, in a patient in need of such treatment, comprising:

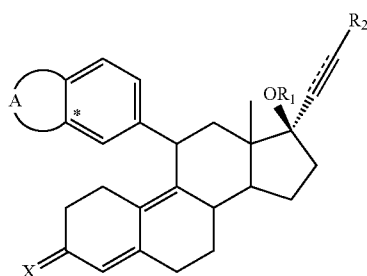
administering to said patient therapeutically effective amounts of each of: at least one neoplasia-treating agent selected from the group consisting of taxanes, paclitaxel, docetaxel, and combinations thereof; and the glucocorticoid receptor antagonist ORG 34517.

34. A pharmaceutical composition for treating in a patient which is characterized by expression of a glucocorticoid receptor, comprising: a) therapeutically effective amounts of at least one neoplasia-treating agent selected from the group consisting of paclitaxel and docetaxel and b) a glucocorticoid receptor antagonist ORG 34517 and optionally, at least one pharmaceutically acceptable carrier.

35. A method for treating neoplasia characterized by expression of a glucocorticoid receptor, in a patient in need of such treatment, comprising:

administering to said patient therapeutically effective amounts of each of: at least one neoplasia-treating agent selected from the group consisting of taxanes, paclitaxel, docetaxel, and combinations thereof; and

a GCR (glucocorticoid receptor) antagonist selected from the group consisting of ORG 34517, 11-(substituted phenyl)-estra-4,9-diene derivatives, and 11-(substituted phenyl)-estra-4,9-diene derivatives of formula I



wherein A is a residue of a 5- or 6-membered ring containing 2 heteroatoms which are not connected to each other and independently selected from O and S, the ring being optionally substituted with one or more halogen atoms, or A is a residue of a 5- or 6-membered ring wherein no double C—C bonds are present, containing 1 heteroatom selected from O and S, which heteroatom is connected to the phenyl group at the position indicated with an asterisk, the ring being optionally substituted with one or more halogen atoms; R1 is H or 1-oxo(1-4C) alkyl; R2 is H, (1-8C)alkyl, halogen or CF₃; X is

selected from (H,OH), O, and NOH; and the interrupted line represents an optional bond,

wherein the neoplasia is selected from the group consisting of hepatocellular carcinoma, breast cancer, prostate cancer, lung cancer, and ovarian cancer.

36. The method of claim 35, wherein ORG34517 is administered as an agent which directly effects tumor growth, independent of other administered treatment modalities, for palliation, remission, or cure.

37. The method of claim 35, wherein the neoplasia is chemo-resistant ER/GR+ breast cancer.

38. The method of claim 31 or 35, wherein the ORG 34517 given systemically through oral or intravenous routes.

39. The method of claim 31 or 35, wherein the ORG 34517 is given to accomplish cure or remission of tumor.

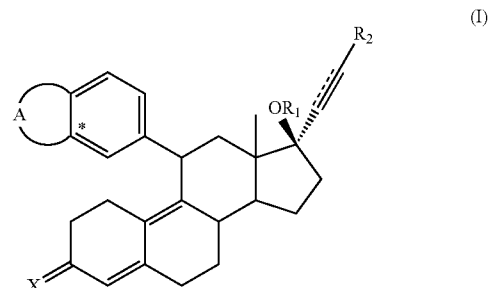
40. The method of claim 35, wherein the ORG 34517 is given to accomplish reduction of tumor burden to enhance effectiveness of subsequent surgical resection.

41. The method of claim 35, wherein the ORG 34517 is given to accomplish reduction of tumor burden to make an unresectable tumor resectable.

42. A pharmaceutical composition for treating neoplasia in a patient which is characterized by expression of a glucocorticoid receptor, comprising:

a) therapeutically effective amounts of at least one neoplasia-treating agent selected from the group consisting of taxanes, and combinations thereof;

b) a GCR (glucocorticoid receptor) antagonist selected from the group consisting of ORG 34517, 11-(substituted phenyl)-estra-4,9-diene derivatives, and 11-(substituted phenyl)-estra-4,9-diene derivatives of formula I



wherein A is a residue of a 5- or 6-membered ring containing 2 heteroatoms which are not connected to each other and independently selected from O and S, the ring being optionally substituted with one or more halogen atoms, or A is a residue of a 5- or 6-membered ring wherein no double C—C bonds are present, containing 1 heteroatom selected from O and S, which heteroatom is connected to the phenyl group at the position indicated with an asterisk, the ring being optionally substituted with one or more halogen atoms; R1 is H or 1-oxo(1-4C) alkyl; R2 is H, (1-8C)alkyl, halogen or CF₃; X is selected from (H,OH), O, and NOH; and the interrupted line represents an optional bond; and

c) optionally, at least one pharmaceutically acceptable carrier;

wherein the neoplasia is selected from the group consisting of hepatocellular carcinoma, breast cancer, prostate cancer, lung cancer, and ovarian cancer.

43. The pharmaceutical composition of claim 42, wherein the neoplasia is chemoresistant ER-/GR+ breast cancer.

44. The pharmaceutical composition of claim 42, wherein the neoplasia expresses multidrug resistance genes when GR is activated through binding by endogenous cortisol.

45. A kit for the treatment, amelioration or prevention of a condition in a patient in need of such treatment comprising:

- (a) the pharmaceutical composition of claim 42; and
- (b) at least one blister package; a lidded blister; a blister card or packet; a clamshell; an intravenous (IV) package, IV packette or IV container; a tray or a shrink wrap comprising the pharmaceutical composition of (a) and instructions for use of the pharmaceutical composition.

46. A product of manufacture comprising a blister package; a lidded blister; a blister card or packet; a clamshell; an intravenous (IV) package, IV packette or IV container; a tray or a shrink wrap comprising the pharmaceutical composition of claim 42 and instructions for use of the pharmaceutical composition.

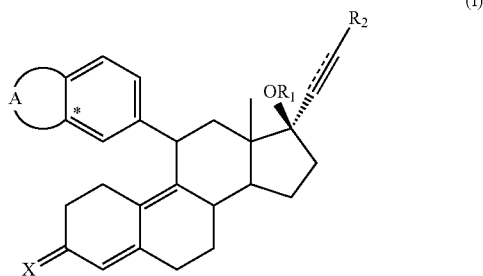
47. A kit for the treatment, amelioration or prevention of a condition in a patient in need of such treatment comprising:

- (a) the pharmaceutical composition of claim 42; and
- (b) at least one blister package; a lidded blister; a blister card or packet; a clamshell; an intravenous (IV) package, IV packette or IV container; a tray or a shrink wrap comprising the pharmaceutical composition of (a) and instructions for use of the pharmaceutical composition.

48. A product of manufacture comprising a blister package; a lidded blister; a blister card or packet; a clamshell; an intravenous (IV) package, IV packette or IV container; a tray or a shrink wrap comprising the pharmaceutical composition of claim 42 and instructions for use of the pharmaceutical composition.

49. A pharmaceutical composition for treating neoplasia in a patient which is characterized by expression of a glucocorticoid receptor, comprising:

- a) therapeutically effective amounts of at least one neoplasia-treating agent selected from the group consisting of abiraterone, pharmaceutically acceptable salts thereof, derivatives thereof, and combinations thereof;
- b) a GCR (glucocorticoid receptor) antagonist selected from the group consisting of ORG 34517, 11-(substituted phenyl)-estra-4,9-diene derivatives, and 11-(substituted phenyl)-estra-4,9-diene derivatives of formula I



wherein A is a residue of a 5- or 6-membered ring containing 2 heteroatoms which are not connected to each other and independently selected from O and S, the ring being optionally substituted with one or more halogen atoms, or A is a residue of a 5- or 6-membered ring wherein no double C—C bonds are present, containing 1 heteroa-

tom selected from O and S, which heteroatom is connected to the phenyl group at the position indicated with an asterisk, the ring being optionally substituted with one or more halogen atoms; R1 is H or 1-oxo(1-4C) alkyl; R2 is H, (1-8C)alkyl, halogen or CF₃; X is selected from (H,OH), O, and NOH; and the interrupted line represents an optional bond; and

- c) optionally, at least one pharmaceutically acceptable carrier;

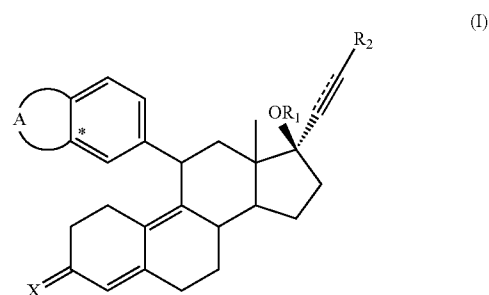
wherein the neoplasia is selected from the group consisting of hepatocellular carcinoma, breast cancer, prostate cancer, lung cancer, and ovarian cancer.

50. A kit for the treatment, amelioration or prevention of a condition in a patient in need of such treatment comprising:

- (a) the pharmaceutical composition of claim 49; and
- (b) at least one blister package; a lidded blister; a blister card or packet; a clamshell; an intravenous (IV) package, IV packette or IV container; a tray or a shrink wrap comprising the pharmaceutical composition of (a) and instructions for use of the pharmaceutical composition.

51. A product of manufacture comprising a blister package; a lidded blister; a blister card or packet; a clamshell; an intravenous (IV) package, IV packette or IV container; a tray or a shrink wrap comprising the pharmaceutical composition of claim 49 and instructions for use of the pharmaceutical composition.

52. A pharmaceutical composition for treating neoplasia in a patient which is characterized by expression of a glucocorticoid receptor, comprising: a) therapeutically effective amounts of at least one neoplasia-treating agent selected from, taxanes wherein the taxane is paclitaxel and docetaxel, and combinations thereof; b) a GCR (glucocorticoid receptor) antagonist selected from the group consisting of ORG 34517, 11-(substituted phenyl)-estra-4,9-diene derivatives, and 11-(substituted phenyl)-estra-4,9-diene derivatives of formula I



wherein A is a residue of a 5- or 6-membered ring containing 2 heteroatoms which are not connected to each other and independently selected from O and S, the ring being optionally substituted with one or more halogen atoms, or A is a residue of a 5- or 6-membered ring wherein no double C—C bonds are present, containing 1 heteroatom selected from O and S, which heteroatom is connected to the phenyl group at the position indicated with an asterisk, the ring being optionally substituted with one or more halogen atoms; R1 is H or 1-oxo(1-4C) alkyl; R2 is H, (1-8C)alkyl, halogen or CF₃; X is selected from (H,OH), O, and NOH; and the interrupted line represents an optional bond; and c) optionally, at least one pharmaceutically acceptable carrier; wherein

the neoplasia is selected from the group consisting of hepatocellular carcinoma, breast cancer, ovarian cancer, and combinations thereof.

53. The pharmaceutical composition of claim **52**, wherein the neoplasia is chemo-resistant ER-/GR+ breast cancer.

54. The pharmaceutical composition of claim **52**, wherein the neoplasia expresses multidrug resistance genes when GR is activated through binding by endogenous cortisol.

* * * * *