

THE UNIVERSITY OF CHICAGO

TAP

A DISSERTATION SUBMITTED TO  
THE FACULTY OF THE DIVISION OF THE HUMANITIES  
IN CANDIDACY FOR THE DEGREE OF  
DOCTOR OF PHLOSOPHY

DEPARTMENT OF MUSIC

BY

THEODORE STUART MOORE

CHICAGO, ILLINOIS

AUGUST 2021

*tap*

for percussion trio and multimedia

by Theodore Stuart Moore

# tap

for percussion trio and multimedia

by Theodore Stuart Moore

composed for and dedicated to line upon line percussion  
exactly 10 min.  
December 2018

## Supplementary File:

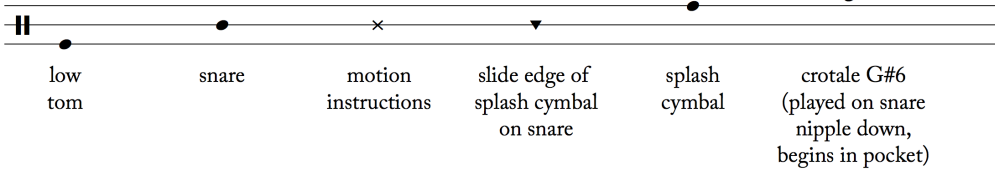
Included with this document is a video documentation of a performance from January 6, 2019, performed by Line Upon Line Percussion in Austin, Texas.

## Multimedia:

For tape part and multimedia components, contact composer at [ted@tedmooremusic.com](mailto:ted@tedmooremusic.com). Tape part has one measure (4 beats) of count in that is not indicated in the score.

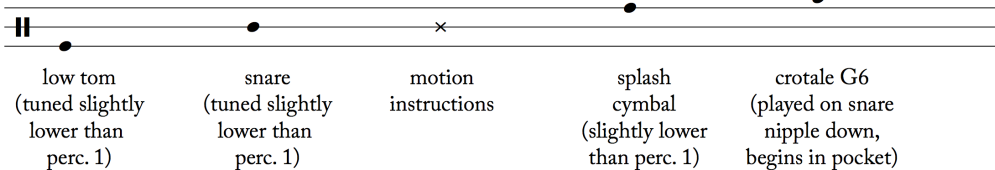
## Percussion Maps:

Percussion 1




low tom      snare      motion instructions      slide edge of splash cymbal on snare      splash cymbal      crotale G#6 (played on snare nipple down, begins in pocket)

Percussion 2



low tom (tuned slightly lower than perc. 1)      snare (tuned slightly lower than perc. 1)      motion instructions      splash cymbal (slightly lower than perc. 1)      crotale G6 (played on snare nipple down, begins in pocket)

Percussion 3



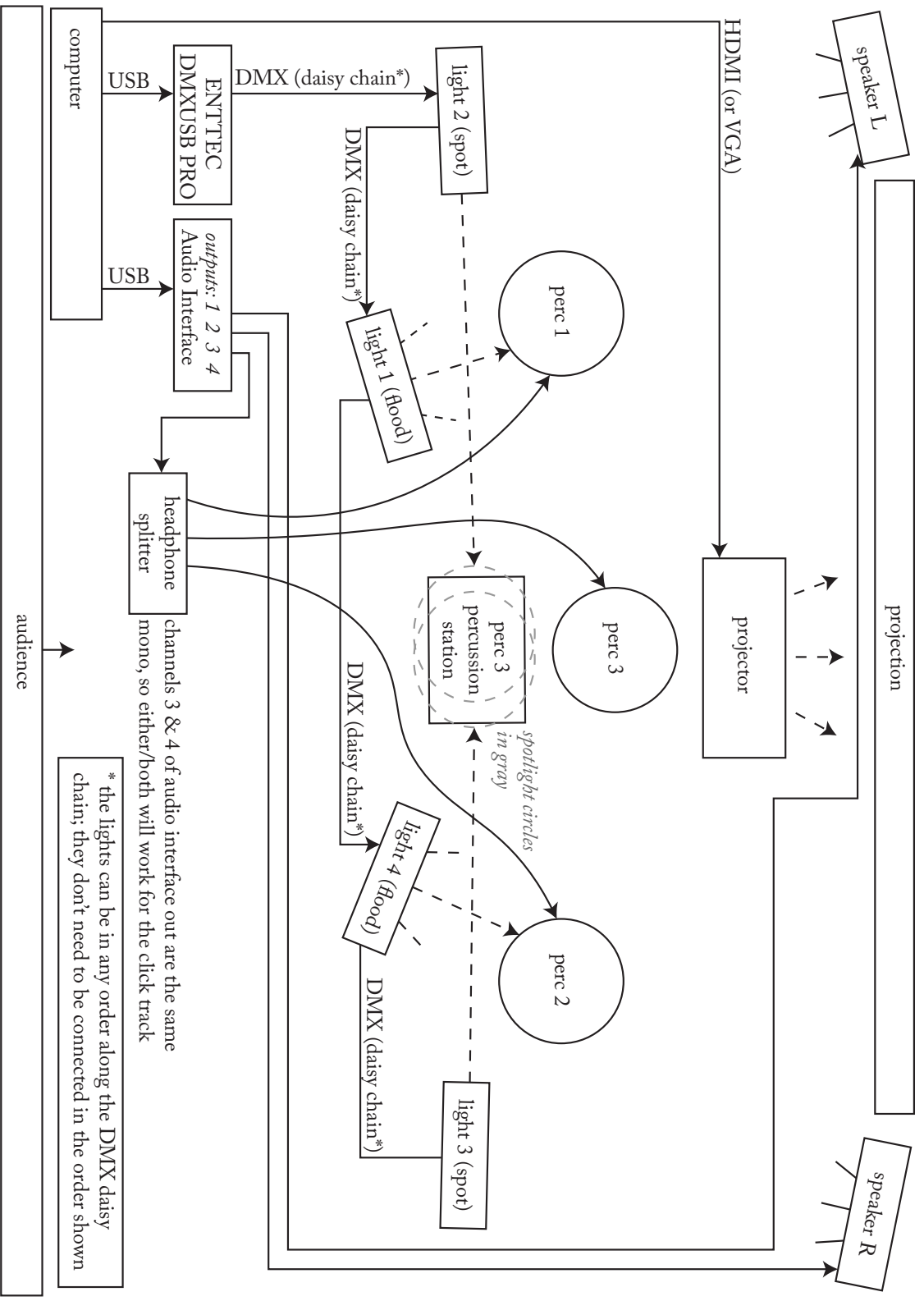
cardboard      paper rip      wood frog      guiro      motion instructions      medium woodblock      high woodblock      crotale F#6      crotale A6      whistle

~ Squiggly Line Music ~

[ted@tedmooremusic.com](mailto:ted@tedmooremusic.com) • (952) 484-3997

© 2018 All Rights Reserved

Tech Diagram for *tap* (as of 9/23/19)



\* the lights can be in any order along the DMX daisy chain; they don't need to be connected in the order shown

*tap*

composed for and dedicated to line upon line percussion

Theodore Stuart Moore  
(2018)

♩ = 96, *so much energy*  
(snare on)

Percussion 1

*ff* *ff* *p* *ff* *p* *ff*

Percussion 2

(snare on)  
*ff* *ff* *p < ff* *p <*

Percussion 3

knitting needles  
very slowly raise knitting needle  
as though preparing a hit

*p < ff* *p <*

Perc. 1

*p* *pp* *ff*

Perc. 2

*ff* *mp* *ff*

Perc. 1

*p* *ff* *mf* snare off

Perc. 2

*p < ff* *p* *ff* *mf* snare off

Perc. 1

snare on  
*f* *mf* *f*

Perc. 2

snare on  
*f* *mf* *f*

- tap -

Perc. 1

18

*ff*

Perc. 2

*ff*

*p < ff*

Perc. 1

23

*mf < ff*

bell

scrape w/ tip

Perc. 2

*p*

*ff*

bell

scrape w/ tip

Perc. 1

27

ord.

12

*pp*

Perc. 2

ord.

*mf*

*f*

Perc. 1

28

12

12

3

3

5

5

9

*ff mp*

*ffp < ff*

Perc. 2

12

12

3

3

5

5

9

*mp*

*ff mp*

*ffp < ff*

- tap -

Perc. 1

Perc. 2

*f* *ffp* *ff* *mf* *ff* *mf* *ff*

Perc. 1

Perc. 2

*mf* *f* *mf* *ff* *mf* *ff* *mf*

Perc. 1

Perc. 2

*ff* *mf* *mf*

Perc. 1

Perc. 2

*f* *mf* *ff* *f* *ff* *mf* *ff* *mf*

- tap -

45

Perc. 1

*ff* *mf* *ff* *f* *ff* *mf* *fff*

Perc. 2

*ff* *mf* *ff* *f* *mf* *ff* *mf* *fff*

Perc. 3

knitting needle  
(dynamics indicate effort)

*ff*

49

Perc. 3

*p* *ff*

53

Perc. 3

*f* *p*

*p* *ff* *mf* *ff* *fp*

57

Perc. 3

*f* *mp* *ff* *mp*

60

Perc. 3

*f* *mp* *f* *ff* *p* *ff* *mf*



64

Perc. 1  
place crotale on snare head nipple  
down leave room for snare roll

- tap -

very slowly raise stick as though preparing a hit

Perc. 2  
place crotale on snare head nipple down  
leave room for snare roll

very slowly raise stick as though preparing a hit

Perc. 3

*f* *ff* *mp ff* *mf* *fff*

68

Perc. 1  
lower hand

*ppp*

Perc. 2  
lower hand

*pp*

Perc. 3  
(knitting needles)  
dynamics indicated produced volume

*pp*

75

Perc. 1  
*pp*

Perc. 2  
*ppp*

Perc. 3

- tap -

click track  
goes away

put crotale away  
snare off

Perc. 1

Perc. 2

Perc. 3

81

pp

♩ = 144, *creeping energy,*  
*trying to restrain it?*

imitating tape pops in  
rhythm, dynamics, timbre, &  
filtering (by moving around  
drum head) use snare (off)  
and tom - through m. 171

Perc. 1

Perc. 2

87

34

34

imitating tape pops in  
rhythm, dynamics, timbre, &  
filtering (by moving around  
drum head) use snare (off)  
and tom - through m. 166

click track  
re-enters

Perc. 1

Perc. 2

Perc. 3

131

pppp

pp

(knitting needles)  
(dynamics indicate produced volume)  
all sounds should be relatively balanced

- tap -

139

Perc. 1

Perc. 2

Perc. 3

*p* *pp* *p* *pp*

144

Perc. 1

Perc. 2

Perc. 3

*p* *pp* *p* *pp* *p* *pp*

149

Perc. 1

Perc. 2

Perc. 3

*p* *pp*

- tap -

154

Perc. 1

Perc. 2

Perc. 3

Musical score for Percussion 1, 2, and 3 starting at measure 154. Perc. 1 and Perc. 2 are empty. Perc. 3 has a melodic line with triplets and eighth notes.

159

Perc. 1

Perc. 2

Perc. 3

Musical score for Percussion 1, 2, and 3 starting at measure 159. Perc. 1 and Perc. 2 are empty. Perc. 3 has a melodic line with triplets and eighth notes, with dynamics *p* and *pp*.

164

Perc. 1

Perc. 2

Perc. 3


snare off  
one hand  
edge of head


*ppp*


Musical score for Percussion 1, 2, and 3 starting at measure 164. Perc. 1 is empty. Perc. 2 has a snare drum part with dynamics *ppp*. Perc. 3 has a melodic line with triplets and eighth notes.

169

- tap -                      snare off  
one hand  
edge of head


Perc. 1  *ppp*


Perc. 2  *pp*


Perc. 3  *p pp mp pp*

174

center                      edge


Perc. 1  *f*


Perc. 2 

Perc. 3  *p*

179

center                      edge

Perc. 1  *pp f*

Perc. 2  *f pp f*

185 (snare off) -----> center -----> snare on - tap - -----> snare off  
 -----> center -----> edge ----->

Perc. 1

Perc. 2 -----> edge -----> center -----> (snare off) ----->

Perc. 2

191 -----> center -----> edge ----->

Perc. 1

Perc. 2 -----> snare on -----> snare off -----> center ----->

Perc. 2

Perc. 3

196 (snare off) -----> center -----> snare on -----> snare on

♩ = 96, so much energy

Perc. 1

Perc. 2 -----> edge -----> center -----> snare on ----->

Perc. 2

Perc. 3

very slowly raise knitting needle as though preparing a hit

- tap -

203

Perc. 1

Perc. 3

snare on  
(two hands)

*ppp*

212

Perc. 1

Perc. 2

snare on  
(two hands)

*f* *ff*

*ppp* *f* *ff* *p* *ff*

216

Perc. 1

Perc. 2

219

Perc. 1

Perc. 2

*p* *ff*

*p* *ff*

- tap -

222

Perc. 1

Perc. 2

*p* *ff* *p*

*p* *ff* *p* *ff*

225

Perc. 1

Perc. 2

*ff* *p* *< ff*

*p* *< ff*

227

Perc. 2

Perc. 3

*pp*

(knitting needles)  
(dynamics indicate energy)

*f* *mp* *f* *f* *mp*

230

Perc. 1

Perc. 2

Perc. 3

*pp* *f* *ff*

*pp* *f* *ff*

*ff* *ff*



- tap -

236

Perc. 1

Perc. 2

*p* *ff*

*p* *ff*

239

Perc. 1

Perc. 2

*ff*

*p* *ff*

242

Perc. 1

Perc. 2

*mf* *ff*

*f* *mf < ff*

246

Perc. 1

Perc. 2

- tap -

249

Perc. 1

*p* *ff*

12 6 3

Perc. 2

*p* *p* *ff*

6 12

251

Perc. 1

*p* <

3

Perc. 2

*p* *ff*

3

255

Perc. 1

*ff* *pp* *fff*

3

*♩* = 144, surprise catharsis, damping the energy

Perc. 2

take out crotale, hold in hand

*pp* *fff*

3

Perc. 3

(knitting needles)  
(dynamics indicate produced volume)

*pp*

259

take splash cymbal off stand                      - tap -                      lift off snare head on release (LV)

Perc. 1

Perc. 2

Perc. 3

*pp*

*ppp* < *pp*                      *p*

*ppp*

(changing strike location on crotale to vary brightness of timbre)  
edge of crotale, with shaft of stick                      center of crotale with tip of stick

265

rearticulate on dashed slurs (change direction)

Perc. 1

Perc. 2

Perc. 3

*p*                      *pp*

*pp*                      *ppp*

*pp*                      *ppp*

edge                      center                      continue...ad lib strike locations

271

Perc. 1

Perc. 2

Perc. 3

*pp*                      *p*                      *pp*

*pp*

- tap -

277

Perc. 1

*pp* *p*

Perc. 2

Perc. 3

*p*

283

Perc. 1

Perc. 2

*ppp*

Perc. 3

287

Perc. 1

LV on release

Perc. 2

*pp* *p*

damp to silence for end

Perc. 3

*ppp* *pp*

damp to silence for end