

Global Managers, Local Workers: Wage Setting inside a Multinational Firm[†]

By VIRGINIA MINNI*

Local labor markets are increasingly dominated by large firms operating in many countries (Autor et al. 2020; Rossi-Hansberg, Sarte, and Trachter 2021). A growing body of evidence suggests that multinationals transpose domestic wages and organizational practices across national borders to their foreign subsidiaries (Blinder and Krueger 1996; Bloom, Sadun, and Van Reenen 2012; Alfaro-Urena, Manelici, and Vasquez 2019; Hjort, Li, and Sarsons 2022; Hazell et al. 2022). This paper explores how a multinational firm (MNE) sets wages for different occupations across countries. The main contribution is to show that the firm's wage setting encompasses a spectrum of wage policies that differ according to the worker's rank within the organizational hierarchy.

I gather data on the workers' wages of a large MNE operating in over 100 countries to investigate the degree of local adaptation versus adoption of wages set at the headquarters (HQ) by the foreign subsidiaries. I document three stylized facts. First, the MNE links wages at foreign establishments outside of the home region to the level at HQ. Second, the degree of wage pass-through depends on the worker's rank within the firm hierarchy. In particular, I find that changes in HQ wages transit through jobs across different subsidiaries to a greater extent for managerial occupations compared to white-collar (WC) workers and, in turn, for WC workers when compared to blue-collar (BC) workers. The opposite occurs for changes in countries' average wages, to which BC wages

are the most responsive. Third, the responsiveness to the HQ's and countries' average wages is influenced by the countries' labor laws—but only for BC workers.

The documented wage-anchoring patterns are consistent with MNE's transferring practices across borders for high-skill occupations while adapting to local labor market conditions for low-skill occupations. As a result, the MNE's wage setting across space leads to higher wage inequality within the firm in countries with lower GDP per capita. Moreover, stricter country labor laws exacerbate firm wage inequality in low-income countries as they attenuate the wage pass-through from HQ and amplify the wage pass-through from the local labor market for BC workers.

I. Institutional Context and Data

Context.—The MNE has a workforce of about 124,000 employees, of which approximately 69,000 are WC and 55,000 are BC; 30,000 are in high-income countries, and 94,000 are in low- or middle-income countries. Typical WC occupations in the MNE consist of sales, engineering, marketing, human resources (HR), R&D, and general managerial activities. BC workers are predominantly machine operators. Overall, it is a homogeneous workforce in terms of the educational requirements upon entry, which are standardized across establishments (having a college degree for WC and secondary education for BC). The company's products are used by billions of people every day and turnover in 2019 was in the tens of billions. Minni (2023) provides an in-depth description of the setting and the data.

Data.—The main variables in the analysis are obtained from the personnel records of the MNE, which provide annual nominal compensation data in euros for the population of employees

*Institute for Fiscal Studies (IFS) and University of Chicago Booth School of Business (email: virginia.minni@chicagobooth.edu). I am grateful to the multinational for its collaboration; to Gaia Dossi, Jonas Hjort, John Van Reenen, and Wenzhi Wang for very helpful comments; and to Nivetha Sivakumar for great research assistance.

[†]Go to <https://doi.org/10.1257/pandp.20241076> to visit the article page for additional materials and author disclosure statement(s).

worldwide from 2015 until 2021. The company is organized into a hierarchy of work levels, which can be grouped into three main categories: BC workers, WC workers, and managers. Within each group, there are many subfunctions, which indicate more specific occupational information, for example, manufacturing excellence, brand development, customer management, and demand planning. I define an occupation as a hierarchy-subfunction pair; there are a total of 237 occupations. The main outcome variable is total compensation in logs (fixed plus variable pay). In addition, the data keeps track of demographic variables of interest (age, gender, tenure) as well as worker hiring and firing. Throughout the analysis, I only consider local employees hired in the country (nonexpats).

I supplement the MNE records with aggregate country data on local economic conditions: (i) average country wages available at ISCO-08 codes from the International Labor Organization (ILOSTAT 1991–2022)¹ and (ii) the World Economic Forum Restrictive Labor Regulations Index from the World Bank (Schwab and Sala-i-Martin 2016).²

For the analysis, I build a dataset with the log of average wages in the MNE and the log of local wages in the countries at the occupation-gender-country-year level.

II. Wage Setting in the Multinational

I investigate the relationship between the wages the MNE pays its workers at home and abroad, and I find a robust correlation between them. First, the MNE pays higher wages than average country wages in all countries in which

it operates: the median ratio of average wages in the MNE to average wages in the country from the International Labour Organization (ILO) is 5 for WC workers and 3 for BC workers.³

Second, to estimate the extent of wage anchoring to wages in the HQ, I correlate the wages paid to workers in a particular occupation at the foreign establishments with the wages paid to workers in the same occupation at the HQ and with the average country wages. I regress log average wages in the MNE against log average wages in the HQ and local average wages in the country at the occupation-gender-country-year level, both of which are measured in euros.⁴

I estimate the following regression model:

$$w_{jcg t} = \beta_1 HQw_{jg t} + \beta_2 w_{jcg t}^c + \theta_j + \theta_c + \theta_t + \epsilon_{jcg t}$$

where $w_{jcg t}$ is the log average wage of workers in occupation j in country c of gender g in year t . $HQw_{jg t}$ is the log average wage of workers in the same occupation at HQ in year t . I include occupation fixed effects to account for differences across occupations in the productivity of workers and country and year fixed effects so that I only compare establishments located in a given country and at a given point in time. As a benchmark measure of the foreign country “market” wage of workers in occupation j in year t , I use the country-occupation-level wages from ILO, $w_{jcg t}^c$. I cluster standard errors at the occupation level.

Table 1 shows that the average wage the MNE pays domestic (nonexpat) workers within an occupation at foreign establishments is highly correlated (coefficient of 0.33 in column 3, p -value < 0.001) with the average wage the employer pays workers in the same occupation at HQ. Hence, 10 percent higher wages at HQ are associated with 3.3 percent higher wages in foreign establishments. As a comparison, Hjort, Li, and Sarsons (2022) find that 10 percent higher wages at HQ are associated with 1.5 percent higher foreign establishment wages. The results are broadly similar if I only consider bonuses

¹The relevant ISCO-08 occupations for the MNE are managers, service and sales workers, plant and machine operators, and assemblers. The two main sources for the ILO earnings data are labor-related establishment surveys and household surveys, which have the advantage of covering all employees regardless of where they work, including the public and private sectors, formal and informal enterprises, and all industrial sectors (ILOSTAT COND database).

²The WEF Restrictive Labor Regulations Index is available for the period 2008–2020 and is based on an annual survey on the most problematic factors for doing business (e.g., corruption, taxes, inflation, etc.). The survey is administered to a representative sample of around 15,000 business executives in 150 countries. The Restrictive Labor Regulations Index includes measures related to labor-employer relations, wage flexibility, hiring and firing practices, performance pay, labor taxes, and attraction and retention of talent.

³Results are similar when using data on manufacturing firms from the Orbis database.

⁴Results are unchanged when converting wages to 2017 international dollars using the US\$(2017) PPP exchange rate. All data for the PPP adjustments is from the World Bank (World Bank 1960–2022).

TABLE 1—WAGE ANCHORING TO HQ VERSUS ADAPTING TO LOCAL WAGES

	Log MNE establishments' wages		
	(1)	(2)	(3)
Log HQ wage	1.081 (0.061)	0.787 (0.089)	0.334 (0.080)
Log country wage	0.086 (0.018)	0.419 (0.064)	0.027 (0.004)
Job FE	No	No	Yes
Country FE	Yes	No	Yes
Year FE	Yes	No	Yes
CountryYear FE	No	Yes	No
R^2	0.807	0.842	0.854
Observations	20,752	20,752	20,752
<i>p</i> -values			
HQ wages = country wages	0.000	0.015	0.000

Notes: This table reports OLS coefficient estimates of log HQ wages and log average country wages on log MNE foreign establishments' wages. The unit of observation is occupation-gender-country-year. Specification (1) includes fixed effect controls for country and year separately. Specification (2) includes fixed effects for country \times year. Specification (3) includes occupation, country, and year fixed effects. Standard errors are clustered at the occupation level.

(variable pay) and hold when splitting countries by low, middle, and high income using the classification provided by the World Bank. Hence, HQ and foreign establishment wages are strongly correlated.

The MNE wage setting has implications for worker entry and exit. The semielasticity of the net employment change for an increase of 1 percent in HQ wages is -1.9 where the net employment change is defined as the number of hires minus the number of exits in an occupation-country-year unit. This is mainly driven by a decrease in the number of workers being hired, rather than higher worker exits.

Next, I investigate whether these patterns are heterogeneous by the position of the employees within the organization and by the countries' labor laws.

A. Worker Rank within the Firm Hierarchy

Figure 1 reports the results when allowing for heterogeneity by the hierarchical level of the occupation (BC, WC, and managers).

The estimated wage anchoring is more than twice as large for managers compared to BC

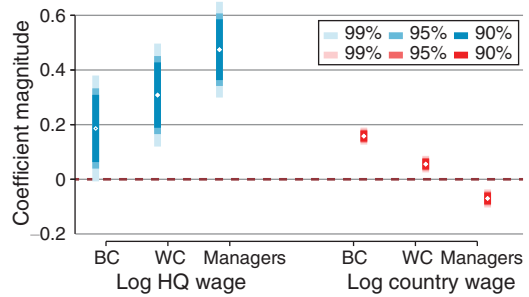


FIGURE 1. WAGE ANCHORING TO HQ VERSUS ADAPTING TO LOCAL WAGES, BY RANK IN THE FIRM HIERARCHY

Notes: This figure plots OLS coefficient estimates of log HQ wages (in blue) and log average country wages (in red) interacted with indicators for the hierarchy level of an occupation (BC, WC, Managers). The unit of observation is occupation-gender-country-year. The shaded bars represent the confidence intervals at 90 percent (darkest shading), 95 percent, and 99 percent (lightest shading) levels. Standard errors are clustered at the occupation level. The regression includes occupation, country, and year fixed effects.

workers, with the effects for WC workers being in between. Conversely, BC workers' wages are much more responsive to the countries' average wages. As a result, the average coefficient of variation in wages across countries for employees in the same occupation-year is higher for BC (0.54) compared to WC (0.46) workers, and, in turn, for WC workers compared to managers (0.33). A variance decomposition exercise using occupation, country, and year fixed effects indicates that half of the variance in log wages is explained by the country fixed effects for BC workers and by the occupation fixed effects for WC workers and managers.

The fact that BC workers' wages are responsive to wage setting at HQ is consistent with the evidence of firm wage norms in Hjort, Li, and Sarsons (2022) and Hazell et al. (2022). Yet it is striking to document that, for BC workers, HQ changes in wages have roughly the same effect as changes in local country wages. Instead, for managers, the effect of HQ wages is more than double that effect.

While I find significant differences in wage setting along the hierarchy, I do not find significant heterogeneity by function (the MNE has 14 main functions with the biggest 6 being sales, HR, R&D, supply chain, finance, and

marketing). I also do not find heterogeneity in the HQ wage pass-through by worker gender. This is noteworthy as the MNE operates in countries with widely different gender norms and suggests that the MNE's wage setting policy might help spread across countries' gender norms toward gender equality.

B. Labor Regulations in the Country

Do countries' labor laws influence the HQ wage pass-through? I look at how the relationship between wages in foreign subsidiaries and those in the HQ vary with labor market regulations at the country level. In particular, I interact the HQ's and countries' average wages with labor regulations at the country-year level using the labor rigidity index from the World Bank. I run the same model as in Figure 1 but separately for countries with an above- and below-median labor laws rigidity index.

Results are reported in Figure 2. Looking at HQ wages, the degree of pass-through to foreign subsidiaries is smaller in countries with high regulations compared to countries with low regulations. The opposite holds for average wages in the country, which show even starker differences across strict and lax labor laws. Hence, labor laws partly insulate the MNE's influence on foreign establishments' wages. While the patterns hold across BC workers, WC workers, and managers, the differences in the coefficients across strict and lax labor laws of both HQ wages and local country wages are much larger and statistically significant for the BC wages. Moreover, I cannot reject the null hypothesis of a zero impact of HQ wage changes on BC wages in foreign establishments in countries with stricter labor laws.

These results cast new light on proworker labor policies for low-skill occupations. As previously described in Section I, the MNE pays higher wages than local levels for all occupations and in all countries. Intuitively, most proworker measures, such as restrictions on hiring and firing, make it harder to link pay to the level at HQ, as they restrict firms' options for labor adjustments. By increasing the attachment to local labor market conditions while weakening the link to HQ wages, tighter labor policies might backfire by impacting low-earnings workers—the very individuals they aim to protect—more negatively than workers in high-earnings occupations.

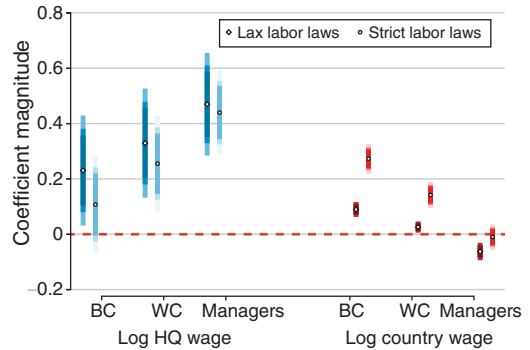


FIGURE 2. WAGE ANCHORING TO HQ VERSUS ADAPTING TO LOCAL WAGES, BY COUNTRIES' LABOR LAWS

Notes: This figure plots the OLS coefficient estimates of HQ and country wages interacted with indicators for the hierarchy level of an occupation (BC, WC, managers) on foreign MNE establishments' wages—separately by strict (circle symbol) and lax (diamond symbol) labor laws. The unit of observation is occupation-gender-country-year. The regression controls for occupation, country, and year fixed effects. Standard errors are clustered at the occupation level. The labor law rigidity data is the WEF Restrictive Labor Regulations index (0–30), which is obtained from the World Bank (Schwab and Sala-i-Martin 2016); the data is available for 2008–2017, and the 2018–2021 values are extrapolated from 2017. This index is used to compute an indicator variable for strict and lax labor laws, wherein a country with strict (lax) labor laws has an index value above (below) the median.

III. Implications and Concluding Remarks

I document that, in a large MNE, the firm-wide wage-setting procedures vary by worker position in the hierarchy. Managerial occupations are characterized by international wages set at HQ that show little adjustment to local labor market wages. The reverse holds for low-skill occupations. The evidence points to an internal labor market transcending national borders for WC and managerial occupations. On the contrary, BC wages are closely tied to the national wage averages. Furthermore, the stringency of countries' labor laws influences the effects, predominantly for BC workers: it reduces the sway of HQ wages and, conversely, amplifies the impact of domestic wages.

The MNE wage setting has profound repercussions on the level of wage disparity across countries among employees in different ranks of the same organization. As a measure of wage inequality, I compute the log difference in median wages

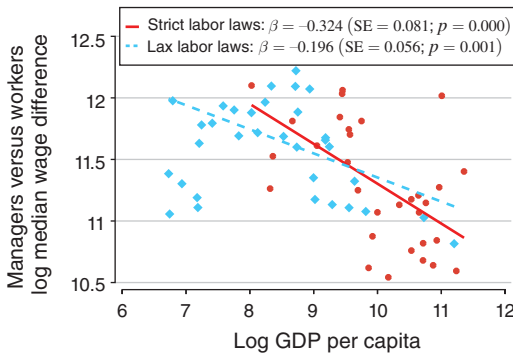


FIGURE 3. WAGE INEQUALITY WITHIN THE FIRM ACROSS COUNTRIES, BY COUNTRIES' LABOR LAWS

Notes: This figure shows scatterplots and linear best fits of wage inequality between managers and workers plotted against the log of GDP per capita in the country averaged over 2015–2021 (World Bank 1990–2023). The scatterplots are split by the rigidity of labor laws in the country (strict or lax), measured by the WEF Restrictive Labor Regulations Index (Schwab and Sala-i-Martin 2016); a country with strict (lax) labor laws has an index value above (below) the median. The unit of observation is a country, and robust standard errors are used. Analytical weights by number of occupations in each country are included. Wage inequality is calculated as the difference between the median salary of managers in the MNE and the median salary of workers (both BC and WC) in the MNE. The difference in the median wages is collapsed at the country level and then plotted against the country's log GDP per capita separately by labor law rigidity.

between managers and workers (WC and BC) in each country,⁵ and I plot it against GDP per capita in logs, splitting the countries by above- and below-median labor laws. Figure 3 illustrates a strong inverse association between the degree of firm wage inequality among employees within the same country and its GDP per capita. Moreover, local economic conditions have a greater influence on firm wage inequality in countries with strict labor laws compared to countries with more lenient labor regulations. Hence, rigid labor regulations might end up inadvertently harming lower-paid workers in low-income countries by weakening the connection of their wages to the MNE's central pay structures.

⁵Plots are similar when looking separately at the inequality between managers and WC workers, managers and BC workers, and WC and BC workers.

There are several candidate explanations for these empirical findings. If international migration plays an important role in high-skill labor markets, higher manager mobility could help explain these patterns (Kerr et al. 2016). Relatedly, higher management prices could reflect the scarcity of high-quality management (Hjort, Malmberg, and Schoellman 2022). Other reasons why employers use firm-wide wage-setting procedures may have to do with the cost of “localizing” wages, as it may be particularly costly for high-skill occupations to continuously gather information about the “appropriate” wages to pay in a frictional labor market (Lemieux, MacLeod, and Parent 2009, 2012). Fairness preferences can be another determinant, as knowledge of pay differentials in similar roles dampens output and satisfaction (Card et al. 2012; Mas 2017; Breza, Kaur, and Shamdasani 2018; Dube, Giuliano, and Leonard 2019; Cullen and Perez-Truglia 2022). Crucially, any plausible theory would have to explain the variation in firms' wage-setting practices across the different ranks of the organizational hierarchy.

REFERENCES

- Alfaro-Urena, Alonso, Isabela Manelici, and Jose P. Vasquez. 2019. “The Effects of Multinationals on Workers: Evidence from Costa Rica.” Institute for Research on Labor and Employment Working Paper 112-19.
- Autor, David, David Dorn, Lawrence F. Katz, Christina Patterson, and John Van Reenen. 2020. “The Fall of the Labor Share and the Rise of Superstar Firms.” *Quarterly Journal of Economics* 135 (2): 645–709.
- Blinder, Alan S., and Alan B. Krueger. 1996. “Labor Turnover in the USA and Japan: A Tale of Two Countries.” *Pacific Economic Review* 1 (1): 27–57.
- Bloom, Nicholas, Raffaella Sadun, and John Van Reenen. 2012. “Americans Do IT Better: US Multinationals and the Productivity Miracle.” *American Economic Review* 102 (1): 167–201.
- Breza, Emily, Supreet Kaur, and Yogita Shamdasani. 2018. “The Morale Effects of Pay Inequality.” *Quarterly Journal of Economics* 133 (2): 611–63.
- Card, David, Alexandre Mas, Enrico Moretti, and Emmanuel Saez. 2012. “Inequality at Work:

- The Effect of Peer Salaries on Job Satisfaction.” *American Economic Review* 102 (6): 2981–3003.
- Cullen, Zoë, and Ricardo Perez-Truglia.** 2022. “How Much Does Your Boss Make? The Effects of Salary Comparisons.” *Journal of Political Economy* 130 (3): 766–822.
- Dube, Arindrajit, Laura Giuliano, and Jonathan Leonard.** 2019. “Fairness and Frictions: The Impact of Unequal Raises on Quit Behavior.” *American Economic Review* 109 (2): 620–63.
- Hazell, Jonathon, Christina Patterson, Heather Sarsons, and Bledi Taska.** 2022. “National Wage Setting.” NBER Working Paper 30623.
- Hjort, Jonas, Xuan Li, and Heather Sarsons.** 2022. “Across-Country Wage Compression in Multinationals.” NBER Working Paper 26788.
- Hjort, Jonas, Hannes Malmberg, and Todd Schoellman.** 2022. “The Missing Middle Managers: Labor Costs, Firm Structure, and Development.” NBER Working Paper 30592.
- ILOSTAT.** 1991–2022. “Wages and Working Time Statistics (COND).” International Labour Organization. https://www.ilo.org/shinyapps/bulkexplorer39/?lang=en&id=EAR_4MTH_SEX_OCU_CUR_NB_A (accessed February 28, 2024).
- Kerr, Sari Pekkala, William Kerr, Çağlar Özden, and Christopher Parsons.** 2016. “Global Talent Flows.” *Journal of Economic Perspectives* 30 (4): 83–106.
- Lemieux, Thomas, W. Bentley MacLeod, and Daniel Parent.** 2009. “Performance Pay and Wage Inequality.” *Quarterly Journal of Economics* 124 (1): 1–49.
- Lemieux, Thomas, W. Bentley MacLeod, and Daniel Parent.** 2012. “Contract Form, Wage Flexibility, and Employment.” *AER: Papers and Proceedings* 102 (3): 526–31.
- Mas, Alexandre.** 2017. “Does Transparency Lead to Pay Compression?” *Journal of Political Economy* 125 (5): 1683–721.
- Minni, Virginia.** 2023. “Making the Invisible Hand Visible: Managers and the Allocation of Workers to Jobs.” Centre for Economic Performance Discussion Paper 1948.
- Rossi-Hansberg, Esteban, Pierre-Daniel Sarte, and Nicholas Trachter.** 2021. “Diverging Trends in National and Local Concentration.” In *NBER Macroeconomics Annual 2020*, Vol. 35, edited by Martin Eichenbaum and Erik Hurst, 115–50. Chicago: University of Chicago Press.
- Schwab, Klaus, and Xavier Sala-i-Martin.** 2016. *The Global Competitiveness Report 2016–2017*. Geneva: World Economic Forum.
- World Bank.** 1960–2022. “World Development Indicators (WDI).” World Bank Data Catalog. <https://datacatalog.worldbank.org/search/dataset/0037712/World%20Development%20Indicators?version=21> (accessed February 28, 2024).
- World Bank.** 1990–2023. “Global Economic Monitor.” World Bank Data Catalog. <https://datacatalog.worldbank.org/search/dataset/0037798/Global%20Economic%20Monitor?version=6> (accessed February 28, 2024).