

THE UNIVERSITY OF CHICAGO

Locating the Crossroads of Psychopathy, Borderline
Personality Disorder, and Emotion as it Applies to
Incarcerated Women

By

Annalise S Halverson

April 2024

A paper submitted in partial fulfillment of the requirements for the
Master of Arts degree in the
Master of Arts Program in the Social Sciences

Faculty Advisor: Jean Decety
Preceptor: Natalie Dowling

Abstract

Psychopathy has attracted copious attention in research. Initial theories were developed primarily on case studies of men (Cleckley, 1976). Yet, due to lower scores and misrepresentative correlates, there is reason to believe psychopathy does not paint an identical picture across the genders. Data have shown a BPD diagnosis may act as a female-specific indicator of antisocial tendencies (Blonigen et al., 2012). However, what we have come to understand about these two constructs in terms of their emotional comprehension underscores a unique contradiction: those with BPD have a hypersensitivity to negative emotion, while those with psychopathy possess a deficit to similarly connoted feelings. A primary aim of the present study is to delineate the clinical presentation of psychopathy in incarcerated women as it intersects with borderline personality disorder and alexithymia. Mediation analyses with bootstrapping were conducted to test the primary hypothesis. BPD fully mediated the relationship between psychopathy and alexithymia in our sample ($p < 0.001$). Further exploratory analyses delineate this relationship in terms of TAS subfactors. Interesting implications exist for how psychopathy and BPD diverge in terms of their emotional literacy. Continued research is critical; it will not only help to understand these mechanisms, but also to inform tailored treatment that is less costly, more effective, and deterrent of negative psychopathic behavior.

Keywords: psychopathy, borderline personality disorder, alexithymia, incarcerated populations, women, psychopathology

Word count: 6,351

Locating the crossroads of psychopathy, borderline personality disorder, and emotion as it applies to incarcerated women

“Psychopathy is a multifaceted organism, and to adequately appreciate this construct and its prognostic implications, we need to consider all of its moving parts.”

– Scott Lilienfeld, 2018, p.79

Background

Psychopathy comprises a bevy of distinctive traits. Due to its elusive etiology, the construct has undergone detailed iterations annotating its idiosyncrasies. Analyses of biological and behavioral patterns have received significant attention in this regard. While persistent antisocial conduct is commonly present, psychopathy is also uniquely characterized by absences – notably a deficiency in distress and a lack of empathy or remorse (De Brito et al., 2021; Sellbom & Drislane, 2021). It spans race, gender, socioeconomic status, and culture, and further possesses a kaleidoscope of consequences – from disturbed well-being to increased involvement in the criminal justice system. While it is believed to be present in around 1% of the general population, an estimated 15-25% of those incarcerated are likely to fall somewhere on the psychopathy spectrum (Barbara Burton & Fabian M. Saleh, 2020).

Defining Psychopathy and its Subtypes

At its core, psychopathy can be recognized as a weak manifestation of prosocial attributes, and an over-adaptation of egoistic traits (Lynam et al., 2018). During its investigative infancy, psychopathy was often examined as a homogenous construct (see Berg et al., 2013). The resulting dichotomy – that one can either be completely psychopathic or not at all – led scholars in the field to debate fiercely over fine lines of classification, thus engendering numerous misconceptions about its clinical detection and diagnosis (Sellbom & Drislane, 2021). There now exist two schools of thought: that psychopathy is either a taxonomy or a dimension (Walters et al., 2007). Strong arguments in recent for a dimensional approach have surfaced, contending psychopathic inclinations merely fall at the extreme ends of personality spectra (Lynam et al., 2018). Citing the Five-Factor Model

(McCrae & John, 1992), those demonstrating these antisocial tendencies often show low levels of agreeableness and conscientiousness, while maintaining high expression of behaviors related to neuroticism and extraversion. Guided by the evidential multidimensionality of psychopathy, this shift has encouraged the development of myriad well-designed measures aimed at capturing various “trait constellations” (Sellbom & Drislane, 2021). Locating the traits of psychopathy along the landscape of broader personality literature – as will be done here – serves to further elucidate the heterogeneity that camouflages itself in these unidimensional measures. As they are most relevant to the present study, this paper will discuss primary and secondary variants, as well as the two-factor, four-facet model.

A discrimination in subtypes of psychopathy was pioneered by Karpman (1941), who proposed the existence of two groups: primary and secondary. Primary psychopaths are exceedingly low in anxiety and antisocial by genetic predisposition, whereas secondary psychopaths become callous and high in anxiety as a response to various vulnerabilities in the environment (Sellbom & Drislane, 2021). The two variants have been shown to manifest a “theoretically coherent pattern of differences” relative to their prosocial counterparts (Skeem et al., 2007, p. 395). Due to its relatively clear distinction, significant ensuing research has delineated facets of the construct based on persons classified as exhibiting either primary or secondary psychopathy. The heterogeneity of psychopathy measurement and categorization in the present literature builds a barrier in forming exhaustive conclusions. While primary and secondary psychopathy are not directly assessed in the present study, useful comparisons can be drawn across schemata that highlight a valuable theoretical lineage.

The most widely investigated measure of psychopathy to-date originates in Cleckley’s (1976) conception of psychopathy. The framework is divided into interpersonal-affective – Factor 1 – traits and lifestyle-antisocial – Factor 2 – traits. Factor 1 traits include superficial charm, a grandiose sense of self-worth, and lack of empathy or remorse; Factor 2 traits are characterized by early behavioral problems and delinquency, as well as impulsivity and a proneness to boredom (De Brito et al., 2021). Research has demonstrated modest to strong

heritability of Factor 1 traits, whereas Factor 2 traits demand more diverse genetic to environmental ratios (Blonigen et al., 2005). These factors are distinct (Hunt et al., 2015) yet are not, however, mutually exclusive; persons demonstrating high interactions of Factor 1 and Factor 2 traits are subsequently labeled high in psychopathic tendencies, and diluted exhibitions in one or the other consequentially fall lower on the spectrum (Verona et al., 2012). The Psychopathy Checklist—Revised (PCL—R; Hare, 2003) borne from this composition, and it is the chief measure of psychopathy that will be utilized in the present study. Ample evidence favors psychopathy presenting as dimensional in structure, and taxometric studies attest to the instrument’s ability to capture this (Edens et al., 2006; Walters et al., 2007). In other words, differing scores on the PCL—R reflect variations in degree rather than variations in kind. Being both reliable and well-validated across diverse samples, the PCL—R presents itself as the gold standard for analysis of unique expressions of psychopathy (Vitale & Newman, 2001). That said, more analytical attention needs to be given to a full range of scores, not only those falling above an arbitrary cutoff.

Psychopathy in Women

Prior neurobiological research regarding grey matter has demonstrated that the brains of men and women are often distinguishable (Anderson et al., 2019). As such, it is important to take gender into account when examining variability in psychopathology. Investigating gender differences advances our understanding of how social and cultural factors enter a feedback loop to reciprocally influence each other. Research in this area broadens the construct of psychopathy to include diverse mechanisms that embody both individual and group heterogeneity.

Around 1.2% of American men and 0.5% of American women are believed to possess clinically significant levels of psychopathic traits (Barbara Burton & Fabian M. Saleh, 2020). Due to this relative disparity, research establishing these models focused almost exclusively on male populations; there has only been scattered interest to determine how this construct may manifest uniquely within women (Verona et al., 2013; Vitale & Newman, 2001; Warren

et al., 2003).

Numerous discrepancies sparked interest in this discourse, namely a murky association with previously correlated externalizing disorders – such as antisocial personality disorder and narcissistic personality disorder (De Vogel & Lancel, 2016; Rutherford et al., 1998) – and the consistent tendency for women to score lower than men across rating scales (Newhill et al., 2010; Spormann et al., 2023). While Cleckley’s criteria, for instance, are often considered immune to gender stereotypes, these divergences highlighted the possibility that researchers were examining the wrong traits, or perhaps searching for misrepresentative correlates (Vitale & Newman, 2001). A sort of ‘eagerness to correct’ thus fostered among the community in light of these inconsistencies. With this in mind, paralleled documentation across men and women continues to fall short.

Seeking to bridge the gap, more recent studies have carved discrete pathways for research into these gender-defined variances. Papers examining gender differences have found women with psychopathy to possess overall less significant deficits in emotional processing, as well as show less physical violence. At the same time, women tend to exhibit heightened manipulative and self-destructive behaviors, possibly from learning how to compensate through socialization (for a review, see Efferson & Glenn, 2018); they are also more often diagnosed with borderline personality disorder (BPD) compared to men with psychopathy (De Vogel & Lancel, 2016). Expanding on this emergent association, Sprague and colleagues (2012) found the interaction of Factor 1 and Factor 2 traits to directly associate with borderline personality diagnoses, specifically among women. This diverges from male psychopathy’s affinity with antisocial personality disorder. While both personality disorders are highly correlated with impulsivity and externalizing behaviors such as substance abuse, BPD is particularly unique in its manifestation of internalizing features such as self-injury and chronic emptiness (Beauchaine et al., 2009). Suggestions have been made in the literature regarding the two conditions’ mirrored etiology; comparison analyses reveal an emphasis on trait impulsivity and self-harm behaviors unique to borderline personality

disorder, and a common developmental model has been proposed (Beauchaine et al., 2009). How this may impact our composition of psychopathy and its comorbidities is discussed in the conclusion. These unified findings illuminate the possibility that psychopathy may paint a different picture on women versus men.

Psychopathy and Borderline Personality Disorder

Borderline personality disorder is characterized by unstable and explosive emotional patterns. Those diagnosed with BPD often struggle to both maintain relationships and inhibit chaotic impulses. Suicidal and self-injurious behavior are also quite prevalent in those diagnosed (Clarkin & Posner, 2005). It is estimated that 1.4% of the adult U.S. population is eligible for a BPD diagnosis; nearly 75% of those diagnosed are women (National Institute of Mental Health, 2023). Research has further found that within its own composition, BPD is expressed distinctly on men and women (Zlotnick et al., 2002). Zlotnick, Rothschild, and Zimmerman (2002) found women diagnosed with BPD were more likely than men diagnosed to meet criteria for internalizing and impulse-defined comorbidities – such as eating disorder, panic disorder, and major depressive disorder.

These correlations evince high levels of inner distress in the wake of negative affect for women with BPD, which may have interesting connotations for how it relates to coexisting conditions that also impact emotional regulation, such as psychopathy. Aiming to parse the heterogeneity of this personality composition, Newhill and colleagues used psychopathy as a mechanism to divide those diagnosed with BPD into four subgroups (Newhill et al., 2010). It was found that women were more likely to fall into lower psychopathy types, as in line with previously noted findings. This further confirms the close relationship at play between the two conditions. In 2012, Blonigen and colleagues took this one step further to examine whether the presence of borderline traits can act as a mediator between other common comorbidities in female psychopaths, such as posttraumatic stress disorder. Using a sample of incarcerated women, data show a BPD diagnosis may act as a female-specific indicator of antisocial tendencies (Blonigen et al., 2012). These implications were further delineated in a

study by Verona, Sprague, and Javdani (2012), which analyzed the role of BPD tendencies on the relationship between risk for self-directed violence and psychopathy in men and women. Findings concur that traits – specifically Factor 1 – express themselves uniquely, and there is likely overlap within gender (Verona et al., 2012). When examining the role of psychopathy in the subsequent presentation of borderline tendencies, a promotive effect among Factor 1 traits and a protective effect among Factor 2 traits was found (Hunt et al., 2015). In other words, high levels of impulsive-antisocial traits aggravated the development of BPD, whereas high levels of interpersonal-affective traits acted as a defense against internalizing forms of psychopathology and BPD evolution. More recently, a longitudinal study detected positive associations among secondary psychopathy, borderline personality disorder, and trait anxiety – another internalizing condition (Vaillancourt & Brittain, 2019). This novel finding highlights the crucial role of emotional and psychopathological characteristics in the relationship between psychopathy and internalizing features in women.

Emotional Mapping

Variability in conceptualizations of how emotions manifest in BPD has led researchers to question which facets play a more central role in relevant processing. In 2006, Gratz and colleagues sought to define more clearly features of emotional dysregulation in BPD. Results show those with BPD possess an increased hesitance to experience feelings of distress – even if in pursuit of a goal – which highlights the centrality of emotional avoidance and distress intolerance in BPD (Gratz et al., 2006; Iverson et al., 2012). Dysregulation of this nature may lead to impaired social reactions, as those with BPD are not likely to maintain relationships if they sense oncoming conflict. Examining social-cognitive performance in BPD, Fenske and colleagues (2015) further inferred that those diagnosed with BPD may also succumb to deficits in emotional recognition. It was found that women with BPD showed clear negative skews for positive and neutral facial expressions; they were significantly more likely to score someone’s emotional expression as poorer than healthy controls. This uniquely negative bias implies those with BPD do not possess a general deficit in recognition, but

rather one “in the recognition of emotions without a negative valence” (p.8). In summary, emotion recognition seems to uniquely lapse in BPD.

Those high in psychopathy often possess deficits toward recognition of fear and sadness (Blair, 1995). A recent meta-analysis was able to increase the statistical power of 26 independent studies to find significant impairments for emotions, regardless of whether they were negative or positive (Dawel et al., 2012). These findings remained significant across facial and vocal modalities when fear and sadness were excluded. Secondary psychopathy has further been associated with self-perceived deficits in both experiencing and regulating emotion (Burns et al., 2015). Neuroimaging data support these findings, showing that highly psychopathic males elicit reduced neuro-hemodynamic responses across facial processing networks when prompted with multiple categories of facial expressions, including happiness and pain (Decety et al., 2014). It becomes evident pervasive and widespread deficits in the area of emotion processing are likely to exist when psychopathy is present. The impact of gender has yet to be examined. It must also be mentioned that the above data underscore a unique contradiction: those with BPD seem to be hypersensitive to negative emotion, while those with psychopathy possess a deficit to similarly connoted feelings. As such, exploring what happens when these two conditions co-occur would provide powerful insight as to how psychopathic tendencies collide with personality disorders, and it may be especially useful for clinical decision-making and treatment design.

Alexithymia is a syndrome marked by hindrances in experiencing, identifying, and expressing emotions. Like psychopathy, the construct is multifaceted and possesses both cognitive and affective components (Goerlich, 2018). While alexithymia may be present at birth, significant research suggests alexithymia develops in an adaptive way to reduce the stress associated with overwhelming or unbearable emotions (Karukivi & Saarijärvi, 2014). Despite overlapping manifestations, forensic research on the comorbidity of psychopathy and alexithymia has determined the two constructs to present distinctly (Louth et al., 1998). Thus, studies that aim to parse apart where lines are drawn between the two is necessary.

Decreased emotional awareness may thwart social development, making alexithymia highly pertinent to both daily functioning and the onset of psychiatric disorders. As traits of both psychopathy and BPD evidently alter emotional regulation and processing, it is likely associations would be found among all three constructs. It has been hypothesized in the literature that alexithymia possesses a positive association with secondary versus primary psychopathy as it is more closely related to emotion dysregulation (Lander et al., 2012). Findings have been more mixed regarding factor classifications of psychopathy (Burghart & Mier, 2022). In 2012, Lander and colleagues proposed a distinction in psychopathic variants and alexithymia: significant, positive associations were found between alexithymia and secondary, but not primary, psychopathy. It was suggested that emotional dysregulation may account for the overlap in secondary psychopathy and alexithymia. Building on this, Ridings & Lutz-Zois (2014) suggested BPD may act as a mediator in the association between secondary psychopathy and alexithymia. While novel and informative, the study was conducted on an undergraduate population and self-report measures were used for psychopathy. In a meta-analysis, Burghart and Mier (2022) elicited positive associations between psychopathy and alexithymia, as well alexithymia's sub-components: difficulty describing feelings, difficulty identifying feelings, and externally-oriented thinking. Examining gender as a moderator, they found the association between psychopathy and overall alexithymia to be stronger in women compared to men.

It is unclear how thoroughly these findings might translate onto clinical or special populations. Special populations are useful for research as they can provide valuable insight along the margins of spectra that may be overlooked. We now stand at an intersection of extremities, as this study aims to clarify how the interaction between psychopathy and borderline personality disorder may impact one's ability to experience, identify, or express emotions when impairments are more clinically severe.

Neurological Implications and Relevant Theory

Neurological data further support the notion that deficits are pervasive across emotion for these antisocial populations (Decety et al., 2014). Males high in psychopathy have shown deficient processing in both the vmPFC and OFC – areas involved in emotional processing and expression – in response to other people’s distress (Decety, Skelly, et al., 2013). These brain regions are directly associated with subjective value placement; it is speculated that those high in psychopathic traits simply do not appraise others as neurotypical people do. Theoretical explanations of psychopathy often implicate a dysfunctional amygdala (Blair, 1995; Dadds et al., 2011). Further, the amygdala – involved in perception of emotional valence and expression – uniquely demonstrated lowered activation in women but not in men (Phelps, 2006). As such, aforementioned conclusions point to a discourse surrounding recent amygdalar theories of social-relevance processing (Dadds et al., 2011; Dawel et al., 2012). This further denotes the amygdala’s involvement in a wider range of social and emotional processing than previously believed, especially for women. As the amygdala seems to be consistently impaired in association with psychopathy across studies (Fusar-Poli et al., 2009), emotional deficits can be imagined to be quite debilitating, spanning a wider range than what has been demonstrated in BPD alone.

Empathy plays an intimate role in the relationship between one’s ability to recognize emotion and one’s decision to act in a prosocial manner. Copious research has analyzed how empathy is impacted by the presence of psychopathy, and a growing body of research looks at empathy’s interaction with alexithymia. Observing affective perspective taking across men high or low in psychopathic traits, one study denoted an inverse correlation between the amygdala and insular response with PCL—R Factor 1 traits when imagining someone else in pain (Decety, Chen, et al., 2013). On alexithymia, those impacted often struggle to empathize, and the presence of alexithymic symptoms is often correlated with a low ability to relate to others (Grynberg et al., 2010; Guttman & Laporte, 2002). Via MRI data, symptoms have been linked to deficits in emotional empathy and reduced volume in the left

amygdala (Goerlich-Dobre et al., 2015). In their analysis, Burghart and Mier (2022) further imply the possibility of alexithymia and psychopathy together impacting empathic experiences. This illustrates a certain level of overlap psychopathy and alexithymia pose in terms of their emotional expressions.

The existing bodies of work on psychopathy, personality, and emotion have led us to an exceptional junction. Heterogeneous evidence in both neurological and behavioral research supports the notion that the complexities of a ‘psychopathic personality’ continue to require investigative attention. Further, emotional deficits are seen to be pervasive in both borderline personality disorder and psychopathy. Sample pools either including or prioritizing women must claim a place in the forefront of this discourse in order to detail psychopathy as it applies to a broader population.

Present Aims

Stimulating research continues to emerge regarding the relationship between psychopathy and BPD, as well as emotional dysregulation and BPD. However, the impact BPD and psychopathy may have on women with respect to their ability to experience, identify, or express emotions is at present underexplored. Further, special populations are often underrepresented in research and thus critical to mapping out the spectrum of impact. We would like to build on the findings of Ridings & Lutz-Zois (2014) by exploring a similar relationship on a unique population. Both secondary psychopathy and alexithymia have been shown to develop in people as a way of coping with harsh or unbearable environments (Blonigen et al., 2005; Goerlich, 2018). As it is conceivable for one to exhibit symptoms of psychopathy and subsequently be impacted in their emotional perception, the interactive term of psychopathy and trait anxiety was utilized as the predictor, and alexithymia was utilized as the outcome variable. However, as with many comorbidities, psychopathy and alexithymia likely possess a cyclical relationship, which is critical to keep in mind when assessing findings. A primary aim of the present study is to delineate the clinical presentation of psychopathy in incarcerated women as it intersects with borderline

personality disorder and alexithymia. Further, exploratory analyses are conducted regarding the impact of this relationship on the various factors of alexithymia. Poor empathy and emotional dysregulation render psychopathy a prevalent risk factor for severe and chronic violence. While criminality is not a certainty, understanding how the condition hardens along this lineage could have meaningful benefits in the clinical sphere and thus guide necessary treatment to lower both violent onset and recidivism rates. Treatment is especially pertinent for those in vulnerable populations who may be limited in access.

Contrary to men, psychopathy in women has coupled more closely with tendencies of borderline personality disorder (Sprague et al., 2012). It is hypothesized that borderline personality disorder will mediate the relationship between psychopathy and alexithymia (see Figure 1). The literature has made abundantly clear the manifold expressions of psychopathy; as such, it is important this diversity is accounted for in our research. Results are likely to have implications for both forensic practice and neuroscientific theory.

Methods

Data were collected via structured interviews and self-report measures. The presently used assessment battery is well-validated and has been strategically refined over the past decade in forensic research (Hervé & Yuille, 2007). We report how we determined our sample size, all data exclusions (if any), all manipulations, and all measures in the study.

Participants

Collected over a four-year period, the present sample consists of 156 incarcerated females exhibiting varying levels of psychopathic and borderline tendencies. Participants range in age, from 20 to 53 ($M = 34.60$, $SD = 8.78$). Participants were randomly selected and subsequently informed of the nature of the study. Before screening, they were required to provide consent. Random selection was used to allow for a wide array of scores that could be systematically examined across the various facets of targeted measures.

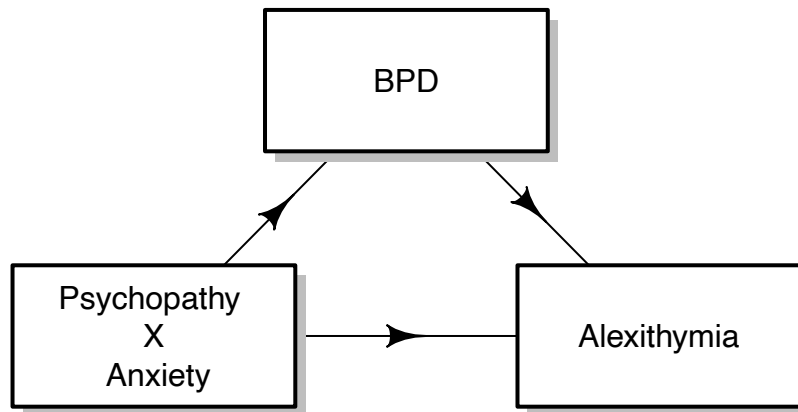


Figure 1
Mediation Graphic

Table 1
Summary Table

Statistic	N	Mean	St. Dev.	Min	Max
PAI-BOR	104	36.8	11.7	11	58
PCLR	104	23.5	8.1	4.4	37.0
TAS	104	49.7	13.9	20	82
STAI-Trait	104	45.6	11.2	23	72

Measures

Two-Factor Psychopathy

The Psychopathy Checklist—Revised (PCL—R) is a 20-item instrument operationalizing Hervey Cleckley’s seminal description of sixteen characteristics that exemplify psychopathy (Cleckley, 1976; Hare, 1991). This clinical conceptualization is considered the gold standard for assessing psychopathic features in forensic samples. Both a semi-structured interview and review of institutional records comprise the assessment. Total scores may range from 0 to 40. A score of 10-19 is akin with mild psychopathy, while a score of 20-29 is illustrative of moderate psychopathy. Scores above 30 are commonly associated with severe psychopathic symptoms.

Borderline Personality Disorder

Individual dimensions of BPD were assessed using the Personality Assessment Inventory-Borderline Features scale (PAI—BOR; Morey, 1991). The PAI—BOR is a 24-item self-report measure that yields a four-factor model of BPD including affective instability, identity problems, negative relationships, and self-harm. The PAI—BOR scale has demonstrated both reliability and validity (Morey, 1991; Trull, 1995), as well as high sensitivity and specificity for individuals matching BPD criteria (Southward & Cheavens, 2018).

Alexithymia and Emotion

The Toronto Alexithymia Scale (TAS-20; Taylor et al., 1992) is a 20-item self-report measure designed to assess facets of alexithymia across three subscales: difficulty in identifying and distinguishing feelings within oneself, difficulty in describing feelings to others, and externally oriented thinking (Karukivi & Saarijärvi, 2014). The scale has demonstrated high internal consistency (Henry et al., 2006) and strong convergent and discriminant validity (Bagby et al., 1994). Total scores can range from 20 to 100. A score above 50 demonstrates the possibility of alexithymia, while a score above 60 illustrates

strong alexithymic symptoms.

Exploring Dimensions of Psychopathy

Primary and secondary psychopathy have been shown to diverge in levels of anxiety (Vaillancourt & Brittain, 2019). Relative to primary psychopaths, secondary psychopaths possess higher levels of trait anxiety, exhibit more borderline symptoms, and have poorer interpersonal functioning (Burns et al., 2015; Skeem et al., 2007). It is likely alexithymia diverges across the dimensions of psychopathy. In line with prior research, it is predicted that secondary psychopathy, specifically, will exhibit a relationship with alexithymia in which BPD functions as a mediator. Precedence has been established in using the interaction between psychopathy scores and STAI-Trait scores as an index of secondary psychopathy (see Lander et al., 2012; Vassileva et al., 2005). As such, the interactive term – psychopathy*anxiety – will be utilized in the present study. STAI-Trait scores range from 20 to 80, with higher scores being indicative of higher trait anxiety (Spielberger et al., 1970). In the literature, the assessment is shown to be a strong measure of general negative affect, as well as to aptly incorporate aspects of cognitive anxiety (Balsamo et al., 2013).

Procedure

Our study protocol was submitted to the Institutional Review Board (IRB) at the University of Chicago, and approval was granted prior to the commencement of research pursuits, ensuring compliance with ethical guidelines and participant protection. All interviews were conducted by a clinical psychologist or trained research staff member. While incarcerated subjects are often reported as being highly reliable and compliant in psychological research (Decety et al., 2014), special ethical concerns remain for these populations as various restrictions exist on autonomy, privacy, and healthcare services. Participants were allowed to rescind their data at any time.

Data analysis

Of the 156 total participants, 52 participants failed to complete one or more of the four assessments. Due to the heterogeneous nature of the variables, the cleanest approach to

analysis was to remove participants who were missing data for any of the required assessments. A total of 104 participants remained for further investigation. We used various R packages¹ for all our analyses.

Results

Descriptive statistics for the assessments of interest can be seen in Table 1. As seen in Figure 2, our distribution of PCL–R scores is left-skewed, with more participants falling on the higher end of the spectrum. This is consistent with past studies conducted with incarcerated populations (Decety, Chen, et al., 2013; Decety et al., 2014). Other score assessment distributions can be found in the Supplemental Materials section.

Figure 3 shows a low correlation between psychopathy and alexithymia ($r = 0.14$). Participant scores on the STAI-Trait are illustrated by the color of each point. It appears that those lower in trait anxiety seem to fall toward the lower end of the alexithymia spectrum ($r = 0.45$). However, distinctions are hardly discernable across the PCL–R dimension. While not statistically calculated, these suppositions fall in line with prior

¹ R (Version 4.3.2; R Core Team, 2023) and the R-packages *ycitr* [{}R-citr], *dagitty* (Version 0.3.4; Textor et al., 2016), *diagram* (Version 1.6.5; Soetaert, 2020), *dplyr* (Version 1.1.4; Wickham, François, et al., 2023), *forcats* (Version 1.0.0; Wickham, 2023a), *ggformula* (Version 0.12.0; Kaplan & Pruim, 2023), *ggplot2* (Version 3.5.0; Wickham, 2016), *ggsci* (Version 3.0.0; Xiao, 2023), *lattice* (Version 0.21.9; Sarkar, 2008), *lubridate* (Version 1.9.3; Grolemund & Wickham, 2011), *MASS* (Version 7.3.60; Venables & Ripley, 2002), *Matrix* (Version 1.6.1.1; Bates et al., 2023), *mediation* (Imai, Keele, & Yamamoto, 2010; Imai, Keele, & Tingley, 2010; Imai et al., 2011; Imai & Yamamoto, 2013; Version 4.5.0; Tingley et al., 2014), *mosaic* (Version 1.9.0; Pruim et al., 2017, 2023), *mosaicData* (Version 0.20.4; Pruim et al., 2023), *mvtnorm* (Version 1.2.4; Genz & Bretz, 2009), *papaja* (Version 0.1.1.9001; Aust & Barth, 2022), *psych* (Version 2.4.1; William Revelle, 2024), *purrr* (Version 1.0.2; Wickham & Henry, 2023), *readr* (Version 2.1.4; Wickham, Hester, et al., 2023), *Require* (Version 0.3.1; McIntire, 2023), *sandwich* (Zeileis, 2004, 2006; Version 3.1.0; Zeileis et al., 2020), *shape* (Version 1.4.6.1; Soetaert, 2021), *shiny* (Version 1.8.0; Chang et al., 2023), *stargazer* (Version 5.2.3; Hlavac, 2022), *stringr* (Version 1.5.1; Wickham, 2023b), *tibble* (Version 3.2.1; Müller & Wickham, 2023), *tidyr* (Version 1.3.1; Wickham et al., 2024), *tidyverse* (Version 2.0.0; Wickham et al., 2019), and *tinylabels* (Version 0.2.4; Barth, 2023)

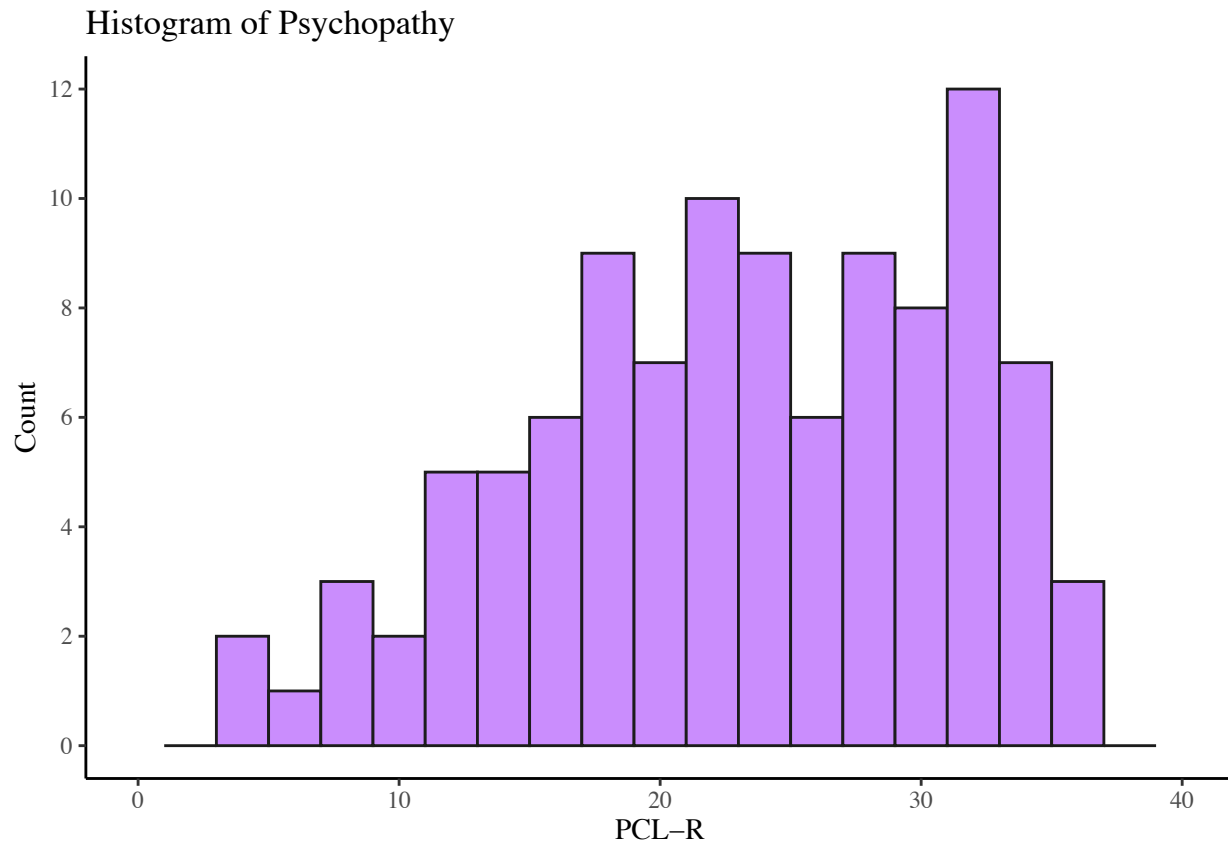


Figure 2

Histogram of score distribution on the PCL-R.

research suggesting alexithymia may result from increased stress to the environment (Karukivi & Saarijärvi, 2014).

Figure 4 shows a moderate correlation between psychopathy and BPD ($r = 0.39$). Participant scores on the STAI-Trait are illustrated similarly here ($r = 0.63$). The distribution of STAI-Trait scores appears to be more mixed here, which once again aligns with prior research regarding the presence of internalizing features such as anxiety across presentations of BPD (Beauchaine et al., 2009).

All assessment scores, including the interactive term of psychopathy and trait anxiety, were standardized. In order to run a mediation analysis, one must ensure significant relationships exist between predictor and outcome, predictor and mediator, and mediator

Table 2*Preliminary Regression Results*

	<i>Dependent variable:</i>		
	P-O Path	P-M Path	M-O Path
	(1)	(2)	(3)
Psychopathy*Anxiety	0.373*** (0.092)	0.660*** (0.074)	
BPD			0.471*** (0.087)
Constant	-0.000 (0.091)	-0.000 (0.074)	-0.000 (0.087)
Observations	104	104	104
R ²	0.139	0.436	0.222
Adjusted R ²	0.131	0.431	0.214
Residual Std. Error (df = 102)	0.932	0.755	0.887
F Statistic (df = 1; 102)	16.501***	78.905***	29.024***

Note:

*p<0.1; **p<0.05; ***p<0.01

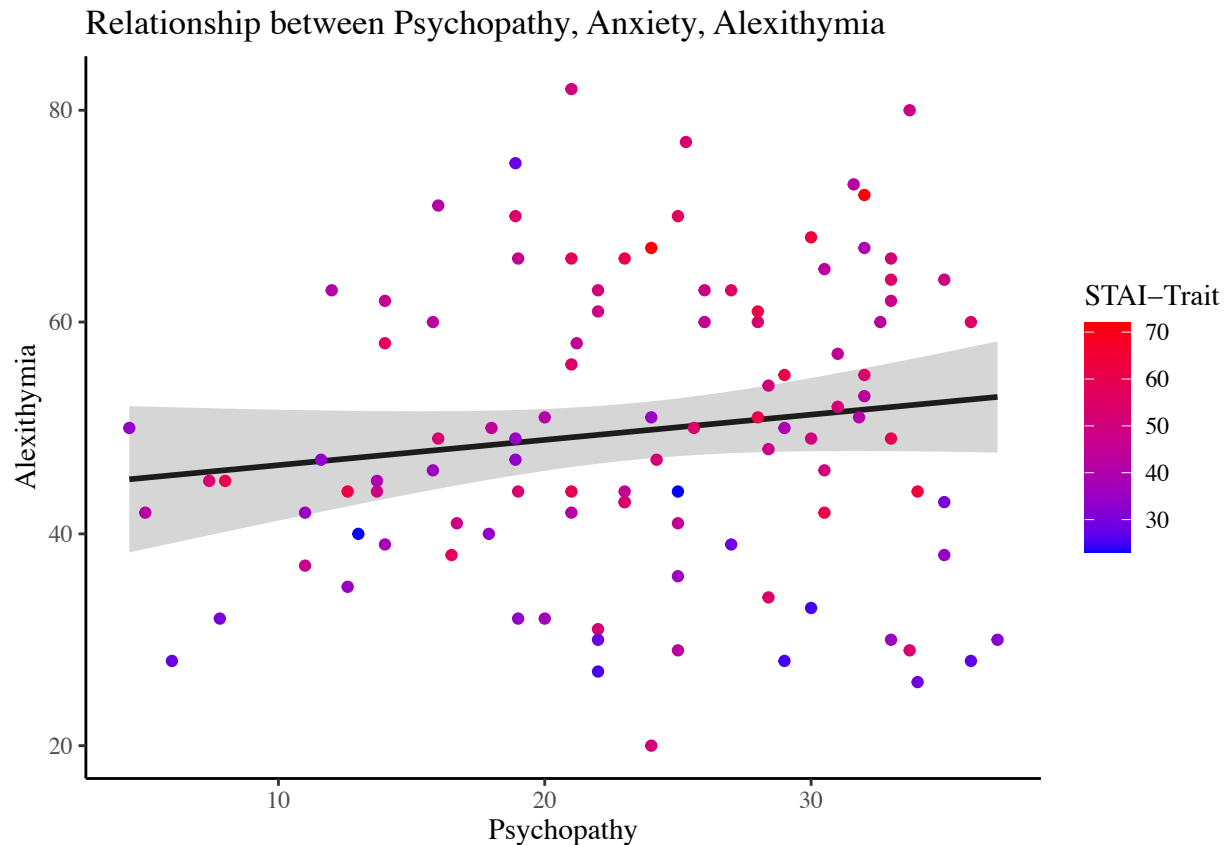


Figure 3

Scatterplot demonstrating relationship between the interactive term of psychopathy and trait anxiety with alexithymia in our sample of incarcerated women.

and outcome. The present data support these requirements, thus we were able to proceed with our mediation analysis. Results for these preliminary analyses can be seen in Table 2.

Mediation analyses with bootstrapping were conducted to test the primary hypothesis. Unlike other methods, bootstrapping is a non-parametric analysis not limited by a number of parametric assumptions, including normality. Further, when seeking to interpret conditional indirect effects, bootstrapping is often recommended to allow for the estimation of confidence intervals.

To uniquely characterize secondary psychopathy, the interaction term of PCL-R Total Score and STAI Trait Anxiety was entered as the predictor, and PAI-BOR Total Score was entered as the mediating term. Total Score on the TAS was our outcome variable. A

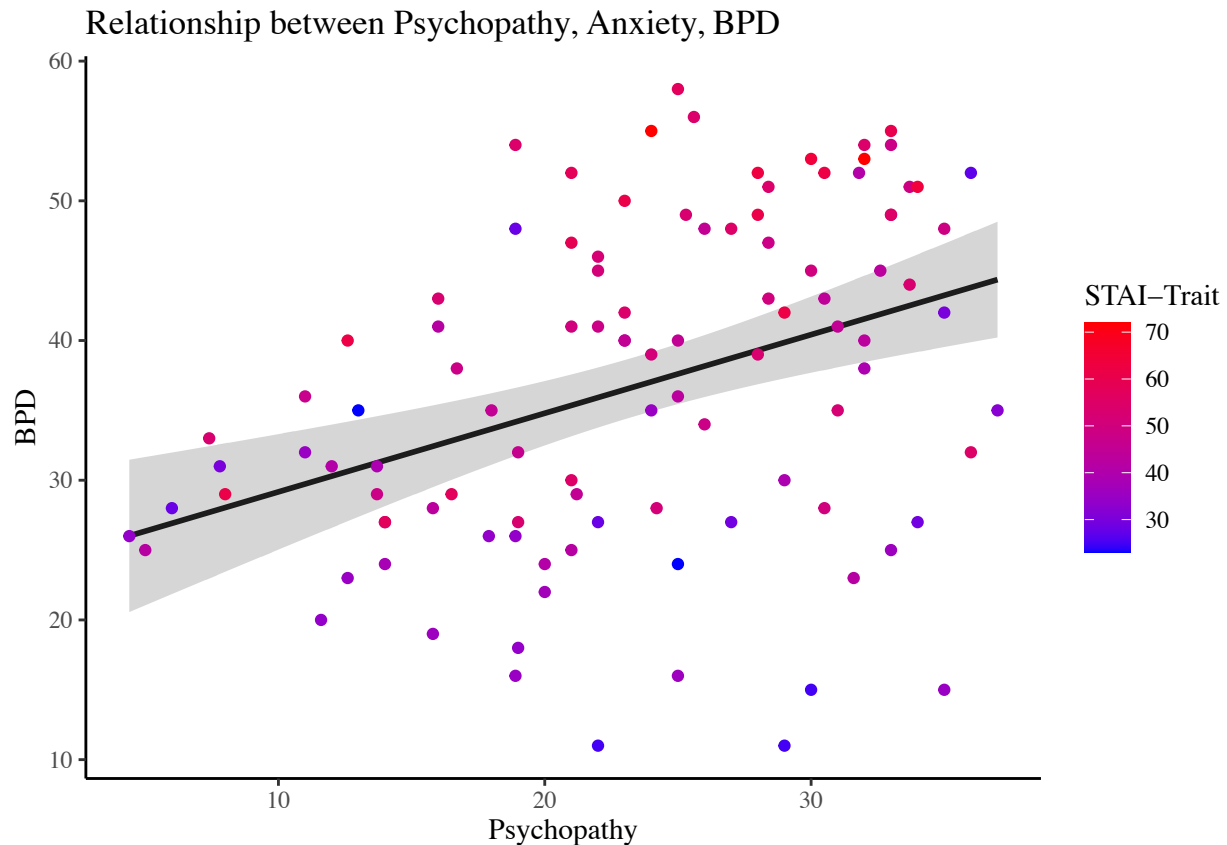


Figure 4

Scatterplot demonstrating relationship between the interactive term of psychopathy and trait anxiety with borderline personality disorder in our sample of incarcerated women.

significant Average Causal Mediation Effect (ACME) would demonstrate support of our hypothesis.

The total effect present in our model reached significance ($p < .001$). There is a significant relationship between predictor and outcome ($p < .001$). However, this effect goes away when adding BPD as a mediator (CI [-0.16, 0.35], $p = .368$). This suggests that the presence of BPD acts as a mechanism through which the predictor influences the outcome. The significant, full mediation effect we observed suggests that the total effect of the predictor on the outcome is wholly explained by the mediator (CI [0.26, 1.61], $p = .004$). Put simply, BPD acts as a medium through which the entire effect between secondary

Table 3*Simple Linear Regression Results*

	<i>Dependent variable:</i>			
	TAS Total	Factor 1	Factor 2	Factor 3
	(1)	(2)	(3)	(4)
Psychopathy*Anxiety	0.373*** (0.092)	0.418*** (0.090)	0.291*** (0.095)	0.197** (0.097)
Constant	-0.000 (0.091)	-0.000 (0.090)	-0.000 (0.094)	0.000 (0.097)
Observations	104	104	104	104
R ²	0.139	0.174	0.085	0.039
Adjusted R ²	0.131	0.166	0.076	0.030
Residual Std. Error (df = 102)	0.932	0.913	0.961	0.985
F Statistic (df = 1; 102)	16.501***	21.551***	9.463***	4.140**

Note:

*p<0.1; **p<0.05; ***p<0.01

Table 4*Multiple Linear Regression Results*

	<i>Dependent variable:</i>			
	TAS Total	Factor 1	Factor 2	Factor 3
	(1)	(2)	(3)	(4)
Psychopathy*Anxiety	0.111 (0.116)	0.096 (0.110)	0.036 (0.121)	0.154 (0.130)
BPD	0.398*** (0.116)	0.487*** (0.110)	0.386*** (0.121)	0.066 (0.130)
Constant	-0.000 (0.087)	-0.000 (0.082)	-0.000 (0.090)	0.000 (0.097)
Observations	104	104	104	104
R ²	0.228	0.308	0.169	0.041
Adjusted R ²	0.213	0.294	0.153	0.022
Residual Std. Error (df = 101)	0.887	0.840	0.921	0.989
F Statistic (df = 2; 101)	14.949***	22.477***	10.273***	2.182

Note:

*p<0.1; **p<0.05; ***p<0.01

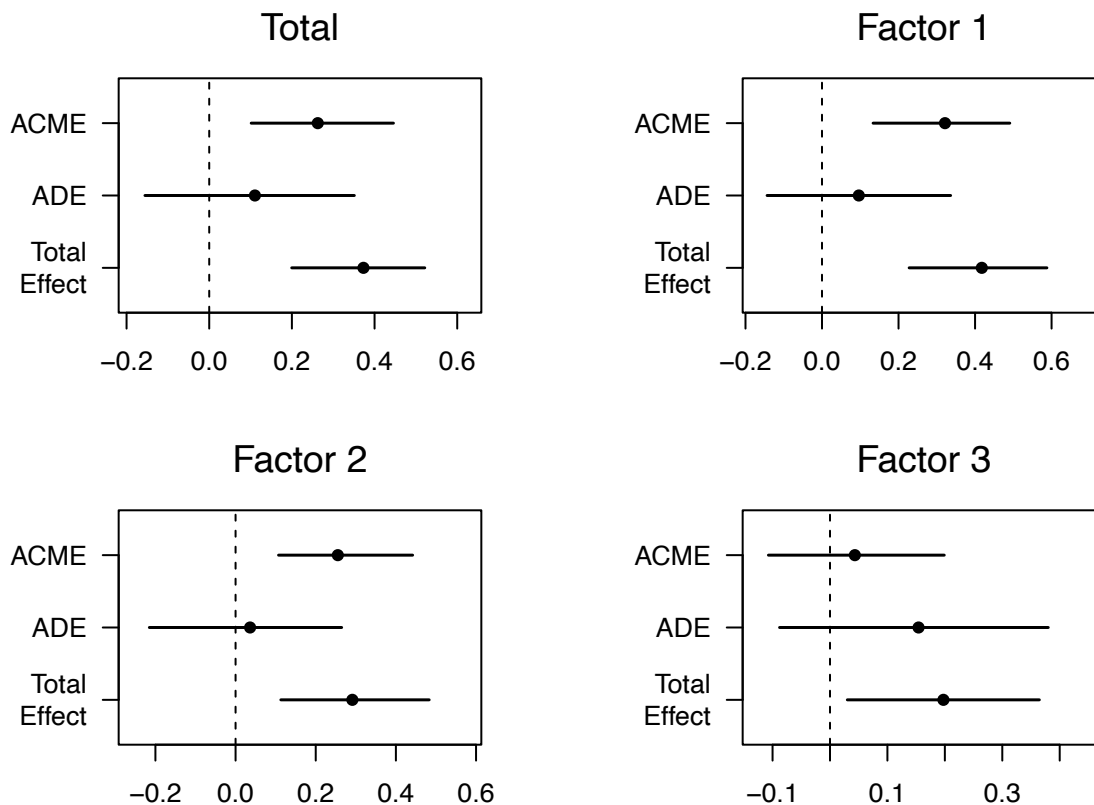


Figure 5

Direct and Mediated Effects Exploring TAS Factors

psychopathy and alexithymia occurs. Detailed results, including coefficients and standard errors, for our simple linear regression and multiple linear regression can be seen in Tables 3 & 4, respectively.

Figure 5 visualizes the directed and mediated relationships of interest. Every plot maintains our index of secondary psychopathy as predictor and BPD as mediator. TAS total scores, as well as each of their three subfactors, were entered uniquely as the outcome variable. Within each plot, we can see how the relationship between predictor and outcome changes with the inclusion of the mediator. Across all four plots, we can begin to understand which aspects of the outcome variable are impacted.

We can see the Average Direct Effect (ADE) of our interaction term on alexithymia becomes ambiguous in plots estimating Total, Factor 1, and Factor 2 scores. Both the

ACME and Total Effect evidently illustrate a significant positive impact on our outcome term. While the total effect seems to be significant in Factor 3, both BPD and psychopathy on their own seem to play ambiguous roles.

Three subfactors defined in the TAS are believed to compose alexithymia: difficulty identifying feelings (Factor 1), difficulty describing feelings (Factor 2), and externally-oriented thinking (Factor 3). As we collected subfactor scores for every participant, an exploratory analysis could be conducted to get a sense of what specific parts of emotional processing psychopathy and BPD may be impacting. The right three columns of Table 3 highlight a significant, positive impact of our predictive interaction term on all three subfactors of alexithymia. In other words, the interaction of psychopathy and trait anxiety can anticipate the presence of difficulty identifying feelings, difficulty describing feelings, and externally-oriented thinking.

Regarding our mediation relationship, the right three columns of Table 4 show that, replacing the total TAS score for Factor 1 and Factor 2, the significant mediation effect remained intact. However, with Factor 3 as the outcome measure, neither BPD nor the psychopathy*anxiety interaction were significant predictors. The change in significant effect when replacing for specific factors of TAS suggests the mediation effect may depend on specific aspects or dimensions of alexithymia. It is critical these results are analyzed with caution as no hypotheses regarding TAS subfactors were determined *a priori* and the theoretical lineage is at present quite limited.

Discussion

The results of the current study further advocate a promising role for borderline personality disorder as it pertains to both psychopathy and emotion among women. Consistent with prior research, BPD was found to have a significant mediation effect on the association between an index of secondary psychopathy and alexithymia. However, contrary to previous findings, the inclusion of BPD fully accounted for this relationship. This is evidenced by the lack of a significant direct relationship between psychopathy and

alexithymia after the inclusion of BPD.

Prior research inspiring this study was conducted primarily on low-psychopathy, community-based samples (Lander et al., 2012; Ridings & Lutz-Zois, 2014). It is certainly possible divergences exist between the presentation of psychopathy and BPD in incarcerated versus non-incarcerated populations. We already know that both psychopathy and BPD are much more prevalent within the prison system (Barbara Burton & Fabian M. Saleh, 2020; Conn et al., 2010). However, little is known with regards to the relationship between psychopathy and BPD in women as it is compared across unique settings. Future research may wish to flesh out these nuances explicitly.

There are a few possible explanations for this finding. No study, to our knowledge, has utilized the exact same assessment battery when addressing these specific questions. While popular assessments are likely well-validated and replicable, it is possible subtly distinct indicators are being captured in each set of evaluations.

Regarding the findings from our exploratory analyses, it is possible that BPD symptoms uniquely impact certain dimensions of alexithymia as operationalized by the TAS-20. When considering what each of the three factors represent, it is plausible that BPD would affect factors 1 and 2 – addressing emotional comprehension and recognition – and not 3 – externally-oriented thinking – as BPD may be more closely associated with internalizing features (Beauchaine et al., 2009). More research that addresses the role of both psychopathy and BPD on externally-oriented thinking is required here to draw firmer conclusions. Additionally, as these hypotheses were not established *a priori*, studies replicating discoveries here are warranted.

Additional factors and moderators merit further exploration. Other relevant comorbidities – such as PTSD – may influence the mediation pathway seen here in a way that could further explicate these nuanced relationships. Beyond this, we would like to strongly advocate for future research to conduct factor analyses that break down BPD further in order to understand what specific mechanisms of the disorder might be at play in

this relationship. According to the DSM-V, BPD can be diagnosed through 256 unique combinations (American Psychiatric Association et al., 2013). This statistic alone highlights the severe phenomenological heterogeneity at play with regards to this personality disorder. It is critical studies continue to amplify attention here – possibly with regards to dimensionalities, unique etiologies, or other unconsidered clinical factors at play – to avoid BPD acting as a diagnostic ‘catch-all’ for emotion dysregulation or maladaptive social behavior.

BPD, as with all personality disorders, have “cultural histories” (Bjorklund, 2006, p. 3). Sociocultural factors will inevitably play a role in disease and diagnostic conditions, yet this hardly explains why a BPD diagnosis is considerably more common in women than in men. Future research should more deeply and centrally seek to elucidate what many actually be contributing to diagnostic disparity when it comes to gender and what may simply be a product of bias. It continues to remain possible that ASPD and BPD are simply gender-based constructions that serve to arrive at the same end point (Beauchaine et al., 2009). On a grander scale, gender is not the only means for demonstrating diversity in psychopathological manifestation. Future research should consider other means of distinguishing psychopathy as well.

The curious diversity of this mediation effect is certainly cause for future research. Emotion expression and regulation play crucial roles in daily interactions and interpersonal relationships. It is evident that abnormal emotional processing is central in the anatomies of both psychopathy and BPD. Research into this area will help to tailor essential treatment that elucidates earlier intervention points for how and when this concoction of maladaptive processes may contribute to an endgame of incarceration. This knowledge can guide the development of targeted interventions or strategies based on specific factors that are most influenced by the mediation process. Dialectical Behavioral Therapy (DBT; Linehan et al., 1993) and DBT-inspired treatments have demonstrated preliminary yet promising results for incarcerated female populations (Per et al., 2020). Regardless, these changes in significance

emphasize the need for careful and nuanced interpretation, taking into account the specific characteristics and dynamics at play for each factor within the composite variables.

We do not doubt that the relationship between psychopathy, anxiety, BPD, and alexithymia is multifaceted and complex. Nevertheless, the presence of distress and emotional dysregulation is exceptionally embodied for the people inflicted; it remains critical to continue research to help not only understand these mechanisms, but also to inform tailored treatment that is less costly, more effective, and deterrent of negative psychopathic behavior.

Presenting findings on a unique population such as this one requires cautious interpretation. While we are intrigued by the prospects suggested here, we are limited in our ability to generalize conclusions drawn. That said, we recognize a vast majority of research in this area has been conducted on incarcerated populations. Yet psychopathy is not axiomatically associated with crime. Efforts must continue to be made that loosen this knot in order to diversify our understanding of how these characteristics may instead successfully adapt to our society.

Independently observing the most common traits associated with the profile of psychopathy, one might fail to recognize anything inherently dysfunctional. Characteristics such as charisma and fearlessness are considered desirable to some. As with many personality profiles, what becomes troubling is when these traits are employed rigidly across inappropriate settings. What we aimed to do here is elucidate what structures may be contributing to this occurrence in an understudied population. We are hopeful that this study brings us one step closer to obtaining a clearer, more concise picture of psychopathy as it manifests in women.

References

- American Psychiatric Association, D., Association, A. P., et al. (2013). *Diagnostic and statistical manual of mental disorders: DSM-5* (Vol. 5). American psychiatric association Washington, DC.
- Anderson, N. E., Harenski, K. A., Harenski, C. L., Koenigs, M. R., Decety, J., Calhoun, V. D., & Kiehl, K. A. (2019). Machine learning of brain gray matter differentiates sex in a large forensic sample. *Human Brain Mapping, 40*(5), 1496–1506.
<https://doi.org/10.1002/hbm.24462>
- Aust, F., & Barth, M. (2022). *papaja: Prepare reproducible APA journal articles with R Markdown*. <https://github.com/crsh/papaja>
- Bagby, R. M., Taylor, G. J., & Parker, J. D. A. (1994). The twenty-item Toronto Alexithymia scale—II. Convergent, discriminant, and concurrent validity. *Journal of Psychosomatic Research, 38*(1), 33–40. [https://doi.org/10.1016/0022-3999\(94\)90006-X](https://doi.org/10.1016/0022-3999(94)90006-X)
- Balsamo, M., Romanelli, R., Innamorati, M., Ciccarese, G., Carlucci, L., & Saggino, A. (2013). The State-Trait Anxiety Inventory: Shadows and Lights on its Construct Validity. *Journal of Psychopathology and Behavioral Assessment, 35*(4), 475–486.
<https://doi.org/10.1007/s10862-013-9354-5>
- Barbara Burton, M. D., & Fabian M. Saleh, M. D. (2020). *Psychopathy: Insights for General Practice. 37*.
- Barth, M. (2023). *tinylabels: Lightweight variable labels*.
<https://cran.r-project.org/package=tinylabels>
- Bates, D., Maechler, M., & Jagan, M. (2023). *Matrix: Sparse and dense matrix classes and methods*. <https://CRAN.R-project.org/package=Matrix>
- Beauchaine, T. P., Klein, D. N., Crowell, S. E., Derbidge, C., & Gatzke-Kopp, L. (2009). Multifinality in the development of personality disorders: A Biology × Sex × Environment interaction model of antisocial and borderline traits. *Development and Psychopathology, 21*(3), 735–770. <https://doi.org/10.1017/S0954579409000418>

- Berg, J. M., Smith, S. F., Watts, A. L., Ammirati, R., Green, S. E., & Lilienfeld, S. O. (2013). Misconceptions regarding psychopathic personality: Implications for clinical practice and research. *Neuropsychiatry, 3*(1), 63–74. <https://doi.org/10.2217/npv.12.69>
- Bjorklund, P. (2006). No man's land: Gender bias and social constructivism in the diagnosis of borderline personality disorder. *Issues in Mental Health Nursing, 27*(1), 3–23. <https://doi.org/10.1080/01612840500312753>
- Blair, R. (1995). A cognitive developmental approach to morality: Investigating the psychopath. *Cognition, 57*(1), 1–29. [https://doi.org/10.1016/0010-0277\(95\)00676-P](https://doi.org/10.1016/0010-0277(95)00676-P)
- Blonigen, D. M., Hicks, B. M., Krueger, R. F., Patrick, C. J., & Iacono, W. G. (2005). Psychopathic personality traits: Heritability and genetic overlap with internalizing and externalizing psychopathology. *Psychological Medicine, 35*(5), 637–648. <https://doi.org/10.1017/S0033291704004180>
- Blonigen, D. M., Sullivan, E. A., Hicks, B. M., & Patrick, C. J. (2012). Facets of psychopathy in relation to potentially traumatic events and posttraumatic stress disorder among female prisoners: The mediating role of borderline personality disorder traits. *Personality Disorders: Theory, Research, and Treatment, 3*(4), 406–414. <https://doi.org/10.1037/a0026184>
- Burghart, M., & Mier, D. (2022). No feelings for me, no feelings for you: A meta-analysis on alexithymia and empathy in psychopathy. *Personality and Individual Differences, 194*, 111658. <https://doi.org/10.1016/j.paid.2022.111658>
- Burns, S., Roberts, L. D., Egan, S., & Kane, R. (2015). Evaluating emotion processing and trait anxiety as predictors of non-criminal psychopathy. *Personality and Individual Differences, 81*, 148–154. <https://doi.org/10.1016/j.paid.2014.08.044>
- Chang, W., Cheng, J., Allaire, J., Sievert, C., Schloerke, B., Xie, Y., Allen, J., McPherson, J., Dipert, A., & Borges, B. (2023). *Shiny: Web application framework for r*. <https://CRAN.R-project.org/package=shiny>
- Clarkin, J. F., & Posner, M. (2005). Defining the Mechanisms of Borderline Personality

- Disorder. *Psychopathology*, *38*(2), 56–63. <https://doi.org/10.1159/000084812>
- Cleckley, H. M. (1976). *The mask of sanity: An attempt to clarify some issues about the so-called psychopathic personality* (5th ed). Mosby.
- Conn, C., Warden, R., Stuewig, J., Kim, E. H., Harty, L., Hastings, M., & Tangney, J. P. (2010). Borderline Personality Disorder Among Jail Inmates: How Common and How Distinct? *Corrections Compendium*, *35*(4), 6–13.
- Dadds, M. R., Jambrak, J., Pasalich, D., Hawes, D. J., & Brennan, J. (2011). Impaired attention to the eyes of attachment figures and the developmental origins of psychopathy: Eye contact and origins of psychopathy. *Journal of Child Psychology and Psychiatry*, *52*(3), 238–245. <https://doi.org/10.1111/j.1469-7610.2010.02323.x>
- Dawel, A., O’Kearney, R., McKone, E., & Palermo, R. (2012). Not just fear and sadness: Meta-analytic evidence of pervasive emotion recognition deficits for facial and vocal expressions in psychopathy. *Neuroscience & Biobehavioral Reviews*, *36*(10), 2288–2304. <https://doi.org/10.1016/j.neubiorev.2012.08.006>
- De Brito, S. A., Forth, A. E., Baskin-Sommers, A. R., Brazil, I. A., Kimonis, E. R., Pardini, D., Frick, P. J., Blair, R. J. R., & Viding, E. (2021). Psychopathy. *Nature Reviews Disease Primers*, *7*(1), 1–21. <https://doi.org/10.1038/s41572-021-00282-1>
- De Vogel, V., & Lancel, M. (2016). Gender Differences in the Assessment and Manifestation of Psychopathy: Results From a Multicenter Study in Forensic Psychiatric Patients. *International Journal of Forensic Mental Health*, *15*(1), 97–110. <https://doi.org/10.1080/14999013.2016.1138173>
- Decety, J., Chen, C., Harenski, C., & Kiehl, K. A. (2013). An fMRI study of affective perspective taking in individuals with psychopathy: Imagining another in pain does not evoke empathy. *Frontiers in Human Neuroscience*, *7*. <https://doi.org/10.3389/fnhum.2013.00489>
- Decety, J., Skelly, L. R., & Kiehl, K. A. (2013). Brain Response to Empathy-Eliciting Scenarios Involving Pain in Incarcerated Individuals With Psychopathy. *JAMA*

- Psychiatry*, 70(6), 638. <https://doi.org/10.1001/jamapsychiatry.2013.27>
- Decety, J., Skelly, L., Yoder, K. J., & Kiehl, K. A. (2014). Neural processing of dynamic emotional facial expressions in psychopaths. *Social Neuroscience*, 9(1), 36–49. <https://doi.org/10.1080/17470919.2013.866905>
- Edens, J. F., Marcus, D. K., Lilienfeld, S. O., & Poythress, N. G. (2006). Psychopathic, not psychopath: Taxometric evidence for the dimensional structure of psychopathy. *Journal of Abnormal Psychology*, 115(1), 131–144. <https://doi.org/10.1037/0021-843X.115.1.131>
- Efferson, L. M., & Glenn, A. L. (2018). Examining gender differences in the correlates of psychopathy: A systematic review of emotional, cognitive, and morality-related constructs. *Aggression and Violent Behavior*, 41, 48–61. <https://doi.org/10.1016/j.avb.2018.05.009>
- Fenske, S., Lis, S., Liebke, L., Niedtfeld, I., Kirsch, P., & Mier, D. (2015). Emotion recognition in borderline personality disorder: Effects of emotional information on negative bias. *Borderline Personality Disorder and Emotion Dysregulation*, 2(1), 10. <https://doi.org/10.1186/s40479-015-0031-z>
- Fusar-Poli, P., Placentino, A., Carletti, F., Landi, P., Allen, P., Surguladze, S., Benedetti, F., Abbamonte, M., Gasparotti, R., Barale, F., Perez, J., McGuire, P., & Politi, P. (2009). Functional atlas of emotional faces processing: A voxel-based meta-analysis of 105 functional magnetic resonance imaging studies. *Journal of Psychiatry & Neuroscience: JPN*, 34(6), 418–432.
- Genz, A., & Bretz, F. (2009). *Computation of multivariate normal and t probabilities*. Springer-Verlag.
- Goerlich, K. S. (2018). The Multifaceted Nature of Alexithymia – A Neuroscientific Perspective. *Frontiers in Psychology*, 9, 1614. <https://doi.org/10.3389/fpsyg.2018.01614>
- Goerlich-Dobre, K. S., Lamm, C., Pripfl, J., Habel, U., & Votinov, M. (2015). The left amygdala: A shared substrate of alexithymia and empathy. *NeuroImage*, 122, 20–32. <https://doi.org/10.1016/j.neuroimage.2015.08.014>

- Gratz, K. L., Rosenthal, M. Z., Tull, M. T., Lejuez, C. W., & Gunderson, J. G. (2006). An experimental investigation of emotion dysregulation in borderline personality disorder. *Journal of Abnormal Psychology, 115*(4), 850–855.
<https://doi.org/10.1037/0021-843X.115.4.850>
- Grolemund, G., & Wickham, H. (2011). Dates and times made easy with lubridate. *Journal of Statistical Software, 40*(3), 1–25. <https://www.jstatsoft.org/v40/i03/>
- Grynberg, D., Luminet, O., Corneille, O., Grèzes, J., & Berthoz, S. (2010). Alexithymia in the interpersonal domain: A general deficit of empathy? *Personality and Individual Differences, 49*(8), 845–850. <https://doi.org/10.1016/j.paid.2010.07.013>
- Guttman, H., & Laporte, L. (2002). Alexithymia, empathy, and psychological symptoms in a family context. *Comprehensive Psychiatry, 43*(6), 448–455.
<https://doi.org/10.1053/comp.2002.35905>
- Hare, R. D. (1991). *Manual for the Hare Psychopathy Checklist-Revised*. Toronto: Multi-Health Systems.
- Hare, R. D. (2003). Psychopathy checklist—revised. *Psychological Assessment*.
- Henry, J. D., Phillips, L. H., Crawford, J. R., Theodorou, G., & Summers, F. (2006). Cognitive and psychosocial correlates of alexithymia following traumatic brain injury. *Neuropsychologia, 44*(1), 62–72. <https://doi.org/10.1016/j.neuropsychologia.2005.04.011>
- Hervé, H., & Yuille, J. C. (Eds.). (2007). *The psychopath: Theory, research, and practice*. Lawrence Erlbaum Associates.
- Hlavac, M. (2022). *Stargazer: Well-formatted regression and summary statistics tables*. Social Policy Institute. <https://CRAN.R-project.org/package=stargazer>
- Hunt, E., Bornovalova, M. A., & Patrick, C. J. (2015). Genetic and environmental overlap between borderline personality disorder traits and psychopathy: Evidence for promotive effects of factor 2 and protective effects of factor 1. *Psychological Medicine, 45*(7), 1471–1481. <https://doi.org/10.1017/S0033291714002608>
- Imai, K., Keele, L., & Tingley, D. (2010). A general approach to causal mediation analysis.

Psychological Methods, 15(4), 309–334.

<http://imai.princeton.edu/research/BaronKenny.html>

Imai, K., Keele, L., Tingley, D., & Yamamoto, T. (2011). Unpacking the black box of causality: Learning about causal mechanisms from experimental and observational studies. *American Political Science Review*, 105(4), 765–789.

<http://imai.princeton.edu/research/mediationP.html>

Imai, K., Keele, L., & Yamamoto, T. (2010). Identification, inference, and sensitivity analysis for causal mediation effects. *Statistical Science*, 25(1), 51–71.

<http://imai.princeton.edu/research/mediation.html>

Imai, K., & Yamamoto, T. (2013). Identification and sensitivity analysis for multiple causal mechanisms: Revisiting evidence from framing experiments. *Political Analysis*, 21(2), 141–171. <http://imai.princeton.edu/research/medsens.html>

Iverson, K. M., Follette, V. M., Pistorello, J., & Fruzzetti, A. E. (2012). An investigation of experiential avoidance, emotion dysregulation, and distress tolerance in young adult outpatients with borderline personality disorder symptoms. *Personality Disorders: Theory, Research, and Treatment*, 3(4), 415–422. <https://doi.org/10.1037/a0023703>

Kaplan, D., & Pruim, R. (2023). *Ggformula: Formula interface to the grammar of graphics*. <https://CRAN.R-project.org/package=ggformula>

Karpman, B. (1941). On the need of separating psychopathy into two distinct clinical types: The symptomatic and the idiopathic. *Journal of Criminal Psychopathology*, 3, 112–137.

Karukivi, M., & Saarijärvi, S. (2014). Development of alexithymic personality features. *World Journal of Psychiatry*, 4(4), 91. <https://doi.org/10.5498/wjp.v4.i4.91>

Lander, G. C., Lutz-Zois, C. J., Rye, M. S., & Goodnight, J. A. (2012). The differential association between alexithymia and primary versus secondary psychopathy. *Personality and Individual Differences*, 52(1), 45–50. <https://doi.org/10.1016/j.paid.2011.08.027>

Lilienfeld, S. O. (2018). The Multidimensional Nature of Psychopathy: Five Recommendations for Research. *Journal of Psychopathology and Behavioral Assessment*,

- 40(1), 79–85. <https://doi.org/10.1007/s10862-018-9657-7>
- Linehan, M. M., Heard, H., Clarkin, J., Marziali, E., & Munroe-Blum, H. (1993). Dialectical behavior therapy for borderline personality disorder. *New York: Guilford.*
- Louth, S. M., Hare, R. D., & Linden, W. (1998). Psychopathy and alexithymia in female offenders. *Canadian Journal of Behavioural Science / Revue Canadienne Des Sciences Du Comportement, 30*(2), 91–98. <https://doi.org/10.1037/h0085809>
- Lynam, D. R., Miller, J. D., & Derefinko, K. J. (2018). Psychopathy and personality: An articulation of the benefits of a trait-based approach. In *Handbook of psychopathy* (2nd ed., pp. 259–280). The Guilford Press.
- McCrae, R. R., & John, O. P. (1992). An Introduction to the Five-Factor Model and Its Applications. *Journal of Personality, 60*(2), 175–215.
<https://doi.org/10.1111/j.1467-6494.1992.tb00970.x>
- McIntire, E. J. B. (2023). *Require: Installing and loading r packages for reproducible workflows.* <https://CRAN.R-project.org/package=Require>
- Morey, L. C. (1991). *Personality assessment inventory.* Psychological Assessment Resources Odessa, FL.
- Müller, K., & Wickham, H. (2023). *Tibble: Simple data frames.*
<https://CRAN.R-project.org/package=tibble>
- National Institute of Mental Health. (2023). Borderline Personality Disorder. In *U.S. Department of Health and Human Services, National Institutes of Health.*
- Newhill, C. E., Vaughn, M. G., & DeLisi, M. (2010). Psychopathy scores reveal heterogeneity among patients with borderline personality disorder. *Journal of Forensic Psychiatry & Psychology, 21*(2), 202–220. <https://doi.org/10.1080/14789940903281157>
- Per, M., Spinelli, C., Sadowski, I., Schmelefske, E., Anand, L., & Khoury, B. (2020). Evaluating the Effectiveness of Mindfulness-Based Interventions in Incarcerated Populations: A Meta-Analysis. *Criminal Justice and Behavior, 47*(3), 310–330.
<https://doi.org/10.1177/0093854819891457>

- Phelps, E. A. (2006). Emotion and Cognition: Insights from Studies of the Human Amygdala. *Annual Review of Psychology*, *57*(1), 27–53.
<https://doi.org/10.1146/annurev.psych.56.091103.070234>
- Pruim, R., Kaplan, D. T., & Horton, N. J. (2017). The mosaic package: Helping students to 'think with data' using r. *The R Journal*, *9*(1), 77–102.
<https://journal.r-project.org/archive/2017/RJ-2017-024/index.html>
- Pruim, R., Kaplan, D., & Horton, N. (2023). *mosaicData: Project MOSAIC data sets*.
<https://CRAN.R-project.org/package=mosaicData>
- R Core Team. (2023). *R: A language and environment for statistical computing*. R Foundation for Statistical Computing. <https://www.R-project.org/>
- Ridings, L. E., & Lutz-Zois, C. J. (2014). Emotional dysregulation and Borderline Personality Disorder: Explaining the link between secondary psychopathy and alexithymia. *Personality and Individual Differences*, *57*, 14–19.
<https://doi.org/10.1016/j.paid.2013.09.008>
- Rutherford, M. J., Alterman, A. I., Cacciola, J. S., & McKay, J. R. (1998). Gender Differences in the Relationship of Antisocial Personality Disorder Criteria to Psychopathy Checklist-Revised Scores. *Journal of Personality Disorders*, *12*(1), 69–76.
<https://doi.org/10.1521/pedi.1998.12.1.69>
- Sarkar, D. (2008). *Lattice: Multivariate data visualization with r*. Springer.
<http://lmdvr.r-forge.r-project.org>
- Sellbom, M., & Drislane, L. E. (2021). The classification of psychopathy. *Aggression and Violent Behavior*, *59*, 101473. <https://doi.org/10.1016/j.avb.2020.101473>
- Skeem, J., Johansson, P., Andershed, H., Kerr, M., & Louden, J. E. (2007). Two subtypes of psychopathic violent offenders that parallel primary and secondary variants. *Journal of Abnormal Psychology*, *116*(2), 395–409. <https://doi.org/10.1037/0021-843X.116.2.395>
- Soetaert, K. (2020). *Diagram: Functions for visualising simple graphs (networks), plotting flow diagrams*. <https://CRAN.R-project.org/package=diagram>

Soetaert, K. (2021). *Shape: Functions for plotting graphical shapes, colors*.

<https://CRAN.R-project.org/package=shape>

Southward, M. W., & Cheavens, J. S. (2018). Identifying Core Deficits in a Dimensional Model of Borderline Personality Disorder Features: A Network Analysis. *Clinical Psychological Science*, 6(5), 685–703. <https://doi.org/10.1177/2167702618769560>

Spielberger, R., Gorsuch, R., & Lushene, R. (1970). STAI manual for the state-trait anxiety inventory 1970. *Palo Alto, CA: Consulting Psychologists*.

Spormann, S. S., Mokros, A., & Schneider, S. (2023). Structural differences in psychopathy between women and men: A latent modeling perspective. *Forensische Psychiatrie, Psychologie, Kriminologie*, 17(2), 174–188. <https://doi.org/10.1007/s11757-023-00765-9>

Sprague, J., Javdani, S., Sadeh, N., Newman, J. P., & Verona, E. (2012). Borderline personality disorder as a female phenotypic expression of psychopathy? *Personality Disorders: Theory, Research, and Treatment*, 3(2), 127–139.

<https://doi.org/10.1037/a0024134>

Taylor, G. J., Bagby, M., & Parker, J. D. A. (1992). The Revised Toronto Alexithymia Scale: Some Reliability, Validity, and Normative Data. *Psychotherapy and Psychosomatics*, 57(1-2), 34–41. <https://doi.org/10.1159/000288571>

Textor, J., van der Zander, B., Gilthorpe, M. S., Liśkiewicz, M., & Ellison, G. T. (2016). Robust causal inference using directed acyclic graphs: The r package 'dagitty'. *International Journal of Epidemiology*, 45(6), 1887–1894.

<https://doi.org/10.1093/ije/dyw341>

Tingley, D., Yamamoto, T., Hirose, K., Keele, L., & Imai, K. (2014). mediation: R package for causal mediation analysis. *Journal of Statistical Software*, 59(5), 1–38.

<http://www.jstatsoft.org/v59/i05/>

Trull, T. J. (1995). Borderline personality disorder features in nonclinical young adults: 1. Identification and validation. *Psychological Assessment*, 7(1), 33–41.

<https://doi.org/10.1037/1040-3590.7.1.33>

- Vaillancourt, T., & Brittain, H. (2019). Longitudinal associations among primary and secondary psychopathic traits, anxiety, and borderline personality disorder features across adolescence. *Personality Disorders: Theory, Research, and Treatment*, *10*(4), 354–364. <https://doi.org/10.1037/per0000325>
- Vassileva, J., Kosson, D. S., Abramowitz, C., & Conrod, P. (2005). Psychopathy versus psychopathies in classifying criminal offenders. *Legal and Criminological Psychology*, *10*(1), 27–43. <https://doi.org/10.1348/135532504X15376>
- Venables, W. N., & Ripley, B. D. (2002). *Modern applied statistics with s* (Fourth). Springer. <https://www.stats.ox.ac.uk/pub/MASS4/>
- Verona, E., Bresin, K., & Patrick, C. J. (2013). Revisiting psychopathy in women: Cleckley/Hare conceptions and affective response. *Journal of Abnormal Psychology*, *122*(4), 1088–1093. <https://doi.org/10.1037/a0034062>
- Verona, E., Sprague, J., & Javdani, S. (2012). Gender and factor-level interactions in psychopathy: Implications for self-directed violence risk and borderline personality disorder symptoms. *Personality Disorders: Theory, Research, and Treatment*, *3*(3), 247–262. <https://doi.org/10.1037/a0025945>
- Vitale, J. E., & Newman, J. P. (2001). Using the Psychopathy Checklist—Revised with female samples: Reliability, validity, and implications for clinical utility. *Clinical Psychology: Science and Practice*, *8*(1), 117–132. <https://doi.org/10.1093/clipsy.8.1.117>
- Walters, G. D., Duncan, S. A., & Mitchell-Perez, K. (2007). The Latent Structure of Psychopathy: A Taxometric Investigation of the Psychopathy Checklist–Revised in a Heterogeneous Sample of Male Prison Inmates. *Assessment*, *14*(3), 270–278. <https://doi.org/10.1177/1073191107299594>
- Warren, J. I., Burnette, M. L., South, S. C., Chauhan, P., Bale, R., Friend, R., & Van Patten, I. (2003). Psychopathy in women: Structural modeling and comorbidity. *International Journal of Law and Psychiatry*, *26*(3), 223–242. [https://doi.org/10.1016/S0160-2527\(03\)00034-7](https://doi.org/10.1016/S0160-2527(03)00034-7)

Wickham, H. (2016). *ggplot2: Elegant graphics for data analysis*. Springer-Verlag New York.

<https://ggplot2.tidyverse.org>

Wickham, H. (2023a). *Forcats: Tools for working with categorical variables (factors)*.

<https://CRAN.R-project.org/package=forcats>

Wickham, H. (2023b). *Stringr: Simple, consistent wrappers for common string operations*.

<https://CRAN.R-project.org/package=stringr>

Wickham, H., Averick, M., Bryan, J., Chang, W., McGowan, L. D., François, R., Grolemund, G., Hayes, A., Henry, L., Hester, J., Kuhn, M., Pedersen, T. L., Miller, E., Bache, S. M., Müller, K., Ooms, J., Robinson, D., Seidel, D. P., Spinu, V., . . . Yutani, H. (2019).

Welcome to the tidyverse. *Journal of Open Source Software*, 4(43), 1686.

<https://doi.org/10.21105/joss.01686>

Wickham, H., François, R., Henry, L., Müller, K., & Vaughan, D. (2023). *Dplyr: A grammar of data manipulation*. <https://CRAN.R-project.org/package=dplyr>

Wickham, H., & Henry, L. (2023). *Purrr: Functional programming tools*.

<https://CRAN.R-project.org/package=purrr>

Wickham, H., Hester, J., & Bryan, J. (2023). *Readr: Read rectangular text data*.

<https://CRAN.R-project.org/package=readr>

Wickham, H., Vaughan, D., & Girlich, M. (2024). *Tidyr: Tidy messy data*.

<https://CRAN.R-project.org/package=tidyr>

William Revelle. (2024). *Psych: Procedures for psychological, psychometric, and personality research*. Northwestern University. <https://CRAN.R-project.org/package=psych>

Xiao, N. (2023). *Ggsci: Scientific journal and sci-fi themed color palettes for 'ggplot2'*.

<https://CRAN.R-project.org/package=ggsci>

Zeileis, A. (2004). Econometric computing with HC and HAC covariance matrix estimators.

Journal of Statistical Software, 11(10), 1–17. <https://doi.org/10.18637/jss.v011.i10>

Zeileis, A. (2006). Object-oriented computation of sandwich estimators. *Journal of*

Statistical Software, 16(9), 1–16. <https://doi.org/10.18637/jss.v016.i09>

Zeileis, A., Köll, S., & Graham, N. (2020). Various versatile variances: An object-oriented implementation of clustered covariances in R. *Journal of Statistical Software*, *95*(1), 1–36. <https://doi.org/10.18637/jss.v095.i01>

Zlotnick, C., Rothschild, L., & Zimmerman, M. (2002). The Role of Gender in the Clinical Presentation of Patients with Borderline Personality Disorder. *Journal of Personality Disorders*, *16*(3), 277–282. <https://doi.org/10.1521/pedi.16.3.277.22540>

Supplemental Materials

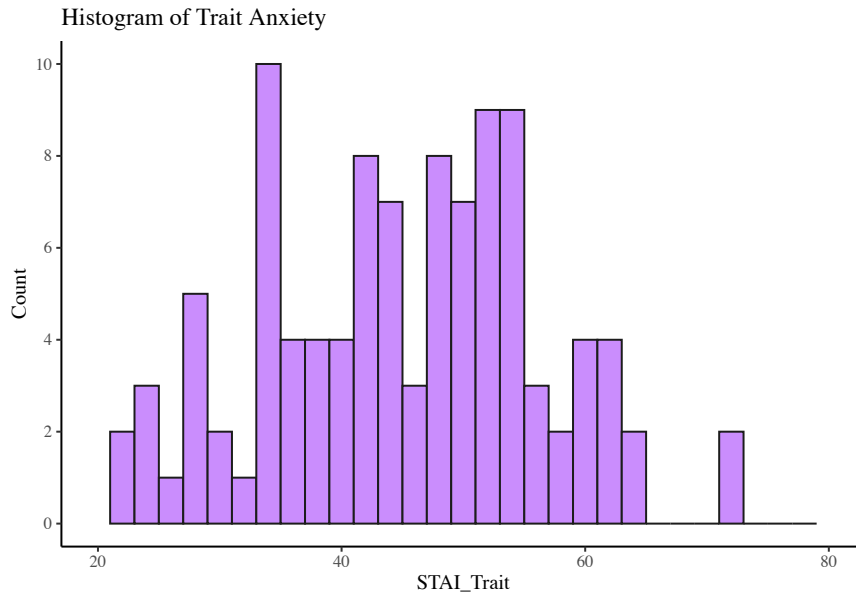


Figure 6

Distribution of STAI-Trait scores in sample

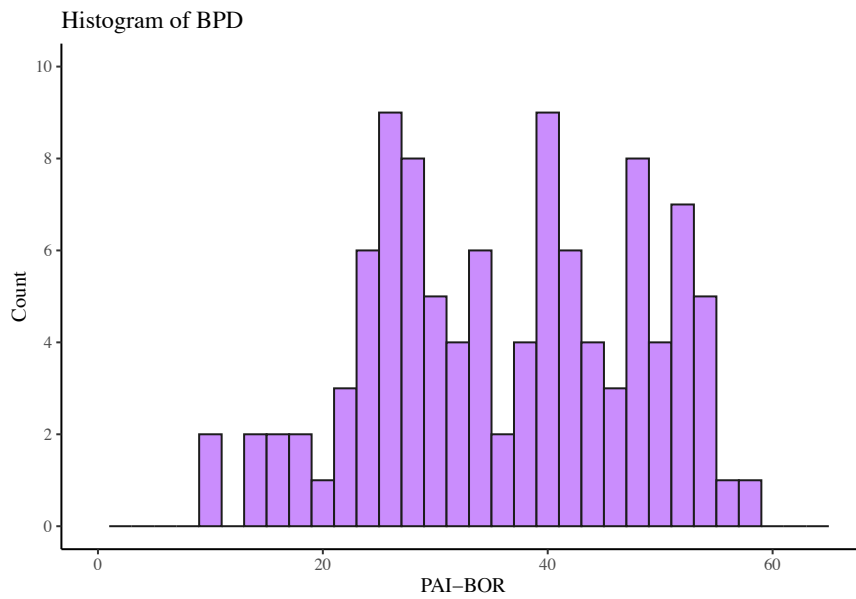


Figure 7

Distribution of PAI-BOR scores in sample

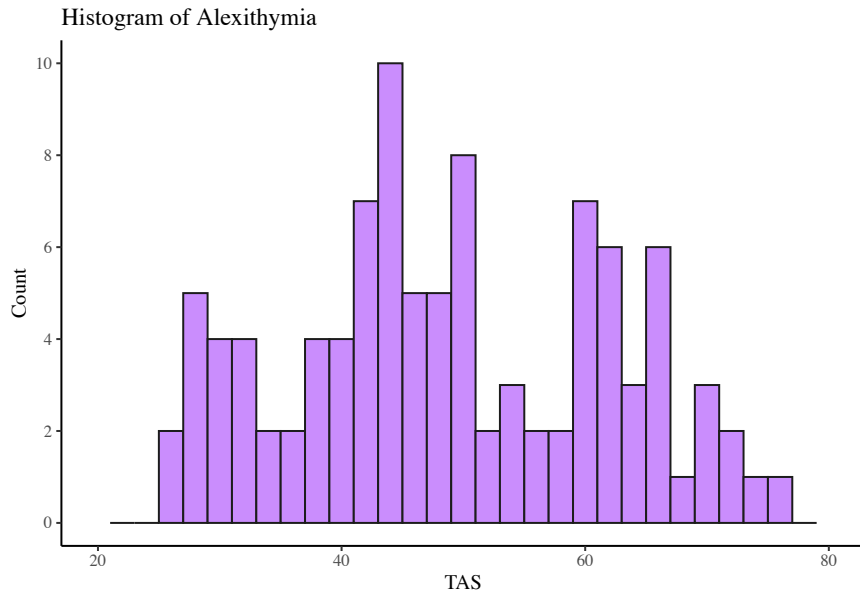


Figure 8

Distribution of TAS scores in sample