



US006083362A

United States Patent [19]

[11] **Patent Number:** **6,083,362**

Hryn et al.

[45] **Date of Patent:** **Jul. 4, 2000**

[54] **DIMENSIONALLY STABLE ANODE FOR ELECTROLYSIS, METHOD FOR MAINTAINING DIMENSIONS OF ANODE DURING ELECTROLYSIS**

4,614,569	9/1986	Duruz et al.	205/405
4,956,068	9/1990	Nguyen et al.	204/293
5,510,008	4/1996	Sekhar	204/290 R
5,527,442	6/1996	Sekhar et al.	204/293

[75] Inventors: **John N. Hryn; Michael J. Pellin**, both of Naperville; **Alan M. Wolsky**, Downers Grove; **Wallis F. Calaway, Jr.**, Woodbridge, all of Ill.

Primary Examiner—Bruce F. Bell
Attorney, Agent, or Firm—Cherskov & Flaynik

[73] Assignee: **University of Chicago**, Chicago, Ill.

[57] **ABSTRACT**

[21] Appl. No.: **09/129,960**

A dimensionally stable electrode is provided comprising a hollow substrate with an open upper end for confining a fluid containing a metal, a film covering portions of the external surface; and a mechanism for replenishing the film. Also provided is a method for maintaining the dimensions of an anode during electrolysis comprising adapting an interior surface of the anode to receive a fluid containing a metal, facilitating transport of the metal to an exterior surface of the anode, forming a protective film on the exterior surface, wherein the transported metal is a cation of the formed protective film, and maintaining the protective film on the exterior surface while the anode is in use.

[22] Filed: **Aug. 6, 1998**

[51] **Int. Cl.⁷** **C25B 11/02**

[52] **U.S. Cl.** **204/290 R; 204/293; 205/375; 205/380; 205/384; 205/386; 205/387; 205/402; 205/404; 205/405**

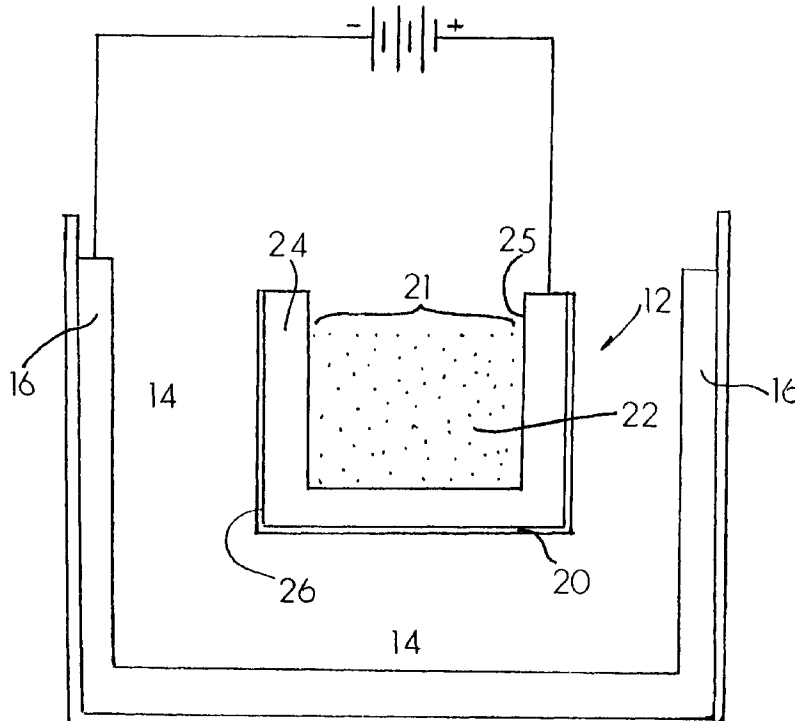
[58] **Field of Search** **204/290 R, 293; 205/402, 404, 405, 384, 386, 387, 375, 380**

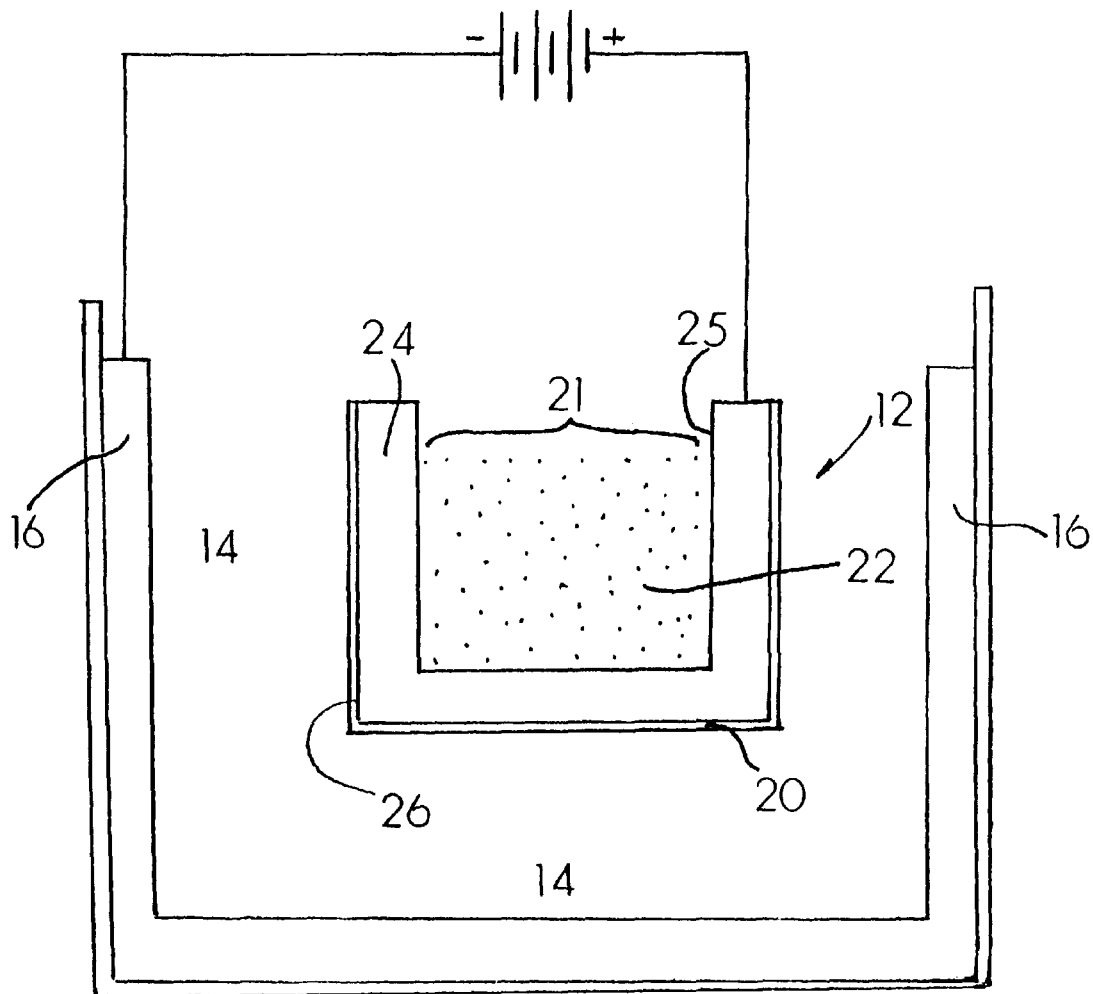
[56] **References Cited**

U.S. PATENT DOCUMENTS

4,411,748 10/1983 Harvey 205/404

22 Claims, 2 Drawing Sheets





10 ↗

FIG 1

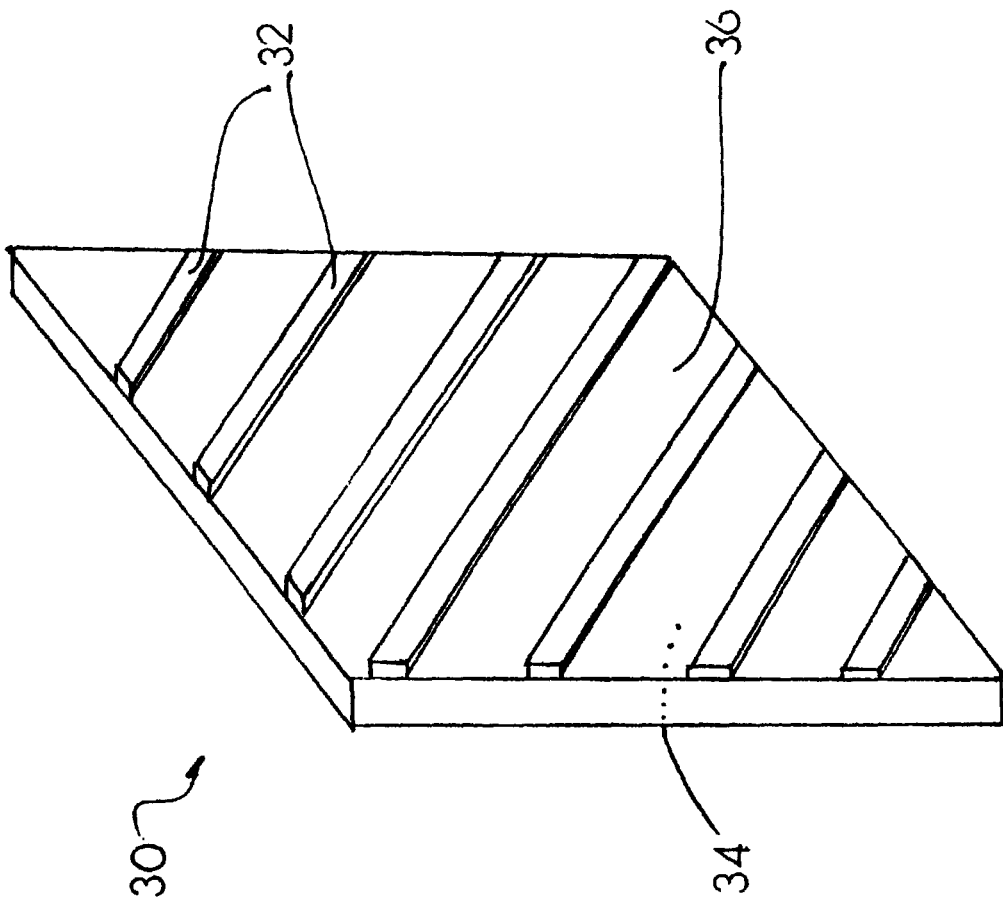


FIG 2

DIMENSIONALLY STABLE ANODE FOR ELECTROLYSIS, METHOD FOR MAINTAINING DIMENSIONS OF ANODE DURING ELECTROLYSIS

CONTRACTUAL ORIGIN OF THE INVENTION

The United States Government has rights in this invention pursuant to Contract Number W-31-109-ENG-38 between the United States Government and Argonne National Laboratory.

BACKGROUND OF THE INVENTION

1. Field of the Invention

This invention relates to an electrode and a method for maintaining the dimensions of the electrode and, more particularly, this invention relates to a dimensionally stable electrolysis anode and a method for maintaining the anode during electrolysis.

2. Background of the Invention

Using electrolysis to separate aluminum metal from pre-processed ore has been well known, particularly after implementation of the Hall-Héroult process. In the Hall-Héroult process, Aluminum derived from predigested Bauxite feed-stock is generally produced by electrolytic reduction. The aluminum feed for that process is Al_2O_3 dissolved in a bath of molten $3NaF \cdot AlF_3$ (cryolite) and AlF_3 at a temperature near $960^\circ C$. Aluminum ions are reduced to aluminum metal at the cathode, while at the carbon anode, the anion ("X") is combined with carbon to form C-X, typically oxides of carbon. In situations wherein the electrolytic bath contains low oxygen levels, side reactions of the anode also generate perfluorocarbons (CF_4 and C_2F_6).

The overall electrolytic, aluminum production process, wherein carbon anodes are consumed, can be represented by Equation 1, below:



Aside from the generation of carbon by-products associated with the use of carbon anodes, the very manufacture of carbon anodes also causes emissions of polynuclear hydrocarbons, volatile organic compounds, HF, SO_x , COS, NO_x , CO and CO_2 .

Carbon anode losses of one-half pound for every pound of aluminum produced are not uncommon. As a result of the above-stated anode-consumption phenomenon, carbon anodes must be continually replaced to facilitate continuous operation of the electrolytic process.

However, prior to complete replacement, the degrading anodes must be continually repositioned so that an optimal anode-cathode distance is maintained during electrolysis. Otherwise, power losses occur, leading to higher electricity requirements. That the anode continually changes shape also makes it more difficult to maintain a uniform anode current loading.

Magnesium also is generally produced by electrolytic reduction. In this instance, a chloride-based feed ($MgCl_2 \cdot xH_2O$, where x is approximately 2) is utilized. Reduction proceeds with chlorine gas released at the anode and magnesium metal production at the cathode. In magnesium processing, concomitant oxidation of the carbon anode by the oxygen in the magnesium feed leads to further consumption of the anode.

Maintaining an optimal electrode gap is even more difficult in magnesium processing scenarios. Unlike aluminum, which forms at the bottom of an electrolyte bath, any

produced magnesium travels between the electrodes and ultimately floats to the electrolyte surface. As such, the cathode and anode must be juxtaposed to each other to define a space (through which the magnesium metal travels) with the anode at the center of the bath and the cathode defining the sides of the bath. Also, magnesium processing causes heavier corrosion at the depending end of an immersed anode, compared to elsewhere on the electrode. Magnesium processing results in the anode surfaces becoming unevenly corroded and therefore not equidistant to the opposing surfaces on the cathode.

Efforts have been made to produce a dimensionally stable or non-consumable anode. Most of the research has concentrated on oxide-based ceramic anodes and cermet anodes (nickel-ferrite and copper metal dispersions). However, these efforts have generated anodes with relatively higher resistance, lower fracture toughness, nonuniform current distribution, or porosity problems.

Many pure metals have been considered as anode fabrication material alternatives. However, these pure metal electrodes experienced high corrosion rates, with oxide layers forming and flaking off.

Several refractory compounds, such as TiC , ZrB_2 and $MoSi_2$ were also briefly considered as anode material candidates. However, these materials were found to corrode during electrolysis.

U.S. Pat. No. 4,999,097 describes a metal electrode containing a protective coating. The coating comprises a material that is not substantially reduced by the metal product being formed and is not substantially reactive with the electrolyte. However, no provision exists therein for in situ reforming or maintaining the coating which becomes damaged either from mechanical agitation or thermal cycling inherent in the electrolytic process. Rather the '097 process requires that high levels of material forming the protection layer be in the electrolyte to initially form and maintain the layer. Furthermore, the protective layer constituents must be selected so as not to react with or dissolve in the electrolyte.

U.S. Pat. No. 5,510,008 describes a porous anode structure to facilitate in situ formation of an oxide protective layer. However, as with the '097 disclosure, no method for repairing or maintaining the protective layer is provided.

U.S. Pat. No. 5,185,068 describes a dissolvable anode which serves as an electrolyte constituent feed source, thereby obviating the need for an additional electrolyte feed source.

U.S. Pat. No. 5,254,232 discloses an oxide layer on an anode that is operational only if the material comprising the layer is present at saturation levels in the bulk electrolyte.

A need exists in the art for a dimensionally-stable anode that can be replenished in situ. The anode should be operable with existing electrolytic processes and existing electrolytes. The anode also should be operable in a myriad of electrolytic environs, (including electrolytes containing chlorides) and bath ratios. Lastly, the anode should be operable in advanced electrolytic cells wherein wettable cathodes are employed so as to minimize and therefore optimize electrode gap distances.

SUMMARY OF THE INVENTION

It is an object of the present invention to provide a dimensionally stable anode and a method for producing the anode that overcomes many of the disadvantages of the prior art.

Another object of the present invention is to provide a dimensionally stable anode that can be maintained during

electrolysis. A feature of the anode is a protective layer on the outside surface of the anode that regenerates during its use in electrolytic processes and therefore remains continuous and adherent during temperature cycling. Another feature of the invention is a means to manipulate the protective layer from a remote location on the anode. An advantage of the anode is its continual use without shutting down the electrolytic process. Another advantage is that inasmuch as the dimensions of the anode are maintained, electrode gap distances are optimized, leading to increased energy efficiency.

Another object of the present invention is providing an environmentally friendly anode. A feature of the anode is its lack of carbon. An advantage of the anode is that no carbon oxides, chlorides, or fluorides are formed during production of the anode or during operation of the anode in electrolytic processes. Instead, only oxygen gas is liberated (when oxide feeds are used).

Yet another object of the present invention is providing a method for replenishing the external surface of an anode during electrolytic processes. A feature of the invention is the formation and maintenance of a protective layer on the surface of the anode contacting electrolyte. An advantage of the invention is its application in currently-used electrolytic processes, but without the need for repositioning the anode during the process. Another advantage is the application of the method to "wettable cathodes" to optimize electrode gap distances to minimize power losses now occurring with typical electrolytic systems.

Still another object of the present invention is providing a method for maintaining a self-limiting protective film on an anode. A feature of the invention is to exploit metal ion transport mechanisms of developed anodes so as to facilitate the supply of constituents of the protective film to exterior surfaces of the anode. These constituents can either be continuously added from outside the anode, or leached from the bulk structure of the anode. An advantage of the invention is the ability to optimize film thickness from a remote location on the anode.

Briefly, the invention provides for a dimensionally stable electrode comprising: a hollow substrate defining an internal surface and an external surface; a first end of the substrate defining a means for facilitating communication of a fluid with the internal surface; a film covering portions of the external surface; and a means for replenishing said film.

Also provided is a method for maintaining the dimensions of an anode during electrolysis, comprising: adapting an interior surface of the anode to receive a metal-containing fluid; facilitating transport of the metal to an exterior surface of the anode; forming a protective film on the exterior surface, wherein the transported metal comprises the film; and maintaining the protective film on said exterior surface while the anode is in use.

The invention also provides an electrolysis electrode comprising a compound that forms its own protective film during electrolytic production of metal. Another electrolysis electrode is provided comprising a compound that forms a magnesium aluminate spinel oxide protective film on its exterior (electrolyte-exposed) surface during electrolytic production of magnesium.

BRIEF DESCRIPTION OF THE DRAWING

The present invention together with the above and other objects and advantages may best be understood from the following detailed description of the embodiment of the invention illustrated in the drawing, wherein:

FIG. 1 schematic diagram of a method for maintaining the dimensions of an anode during electrolytic production of metal, in accordance with features of the present invention; and

FIG. 2 is a diagram of an alternative anode containing support structures, in accordance with features of the present invention.

DETAILED DESCRIPTION OF THE PREFERRED EMBODIMENT

The invention provides for a dimensionally-stable electrode and a method to maintain a dimensionally stable electrode during electrolytic processes. A salient feature of the nonconsumable metal electrode is the formation thereon, and maintenance, of a protective layer during exposure to the harsh temperatures and chemical environments associated with metal-producing, electrolytic processes. Such a protective layer is a metal-containing compound selected from the group consisting of oxides, nitrides, borides, sulfides, and combinations thereof. Exemplary metals incorporated in the metal-containing protective layer include, but are not limited to, zirconium, thorium, titanium, tin, aluminum, yttrium, hafnium, uranium, magnesium, and cesium.

In the case of the formation of oxide-based protective layers, during electrolysis, the foundation metal in the anode is protected by a surface film comprising one or more segregating elements first diffusing through the anode and then combining with oxygen evolving at the anode surface. While at the electrolyte-film interface the protective film may dissolve into the molten electrolyte, the external metal surface of the anode is being protected at the film-metal surface via film formation.

Generally, the invented anode can withstand temperatures from 460° C. to 1250° C. This makes the anode particularly suitable in more typical operating temperatures of metal-refining electrolytic processes, which include the sodium processing temperatures of 580° C. The invented method and anode are suitable for production of a myriad of metals, including but not limited to aluminum, alkaline earth metals including magnesium, alkali metals including sodium, refractory metals including titanium, rare earth metals, and others.

An exemplary method of anode maintenance is depicted in FIG. 1 as numeral 10. Briefly, an anode 12 is immersed in molten electrolyte 14. Cationic components of the electrolyte are plated out or otherwise reduced at a cathode 16, with the now reduced components collecting at the bottom (as in the case of aluminum) or at the surface (as in the case of magnesium). Anionic components of the electrolyte are oxidized at the anode.

Protective Layer Detail

A feature of the invention is a protective layer 20 forming on the external surface 26 of the electrode. As noted supra, layers comprised of oxides and also nonoxides, i.e. the nitrides, borides, and sulfides are suitable. To avoid redundancy, detail related mostly to oxide layer formation will be presented infra.

The oxide layer protects metal comprising the bulk structure 24 of the anode from the corrosive effects of the molten electrolyte bath 14. In cases of aluminum production, aluminum oxide forming on the external surface 26 of the metal anode containing aluminum as a constituent, will dissolve in the bath.

In the case of magnesium production, the rate of alumina loss from the external surface will be much less because the

solubility of alumina in the electrolyte is lower. Because of the low solubility of alumina in chloride electrolytes, such as those used in magnesium production, it may not be necessary to replenish the protective film constituents (e.g. aluminum). In some instances, the aluminum content in the metal alloy bulk may be sufficient to supply aluminum to the film for the life of the anode. As such, there is no need to have an internal, hollow structure to the anode.

Generally, whether constantly regenerated as in the case of aluminum production, or relatively stable as in the case of magnesium production, the barrier oxide or other type of protective film remains adherent to the bulk phase over a wide temperature range. The resulting corrosion resistance conferred by these barrier films is both a physical phenomenon, wherein the film physically separates the electrolyte from the bulk metal in the anode, and a chemical phenomenon wherein bulk metal transport is prevented.

The oxide layer **20** such as alumina is maintained by adding a metal (such as aluminum) to an interior **21** of the anode, wherein the added metal is dissolved in a salt **22**. The added metal in the salt must have a lower chemical activity than what would cause a phase change at the interior surface of the bulk structure **24** of the anode. In other words, the activity of the added metal in the salt should be the same as the activity of that metal contained as a bulk constituent of the anode.

Generally, metal transport through the bulk phase occurs during electrolytic processes via diffusion. As such, the added metal to the interior of the anode does not contact the electrolyte bath. Rather, the bulk-phase **24**, the electrolyte phase **14**, and the protective layer **20** sandwiched therebetween defines a stable anode-cryolite interface to provide a dynamic anode surface regeneration system heretofore not seen.

The anode is operational at a myriad of concentrations of the commodity metal in the electrolyte feed. Typically, in the case of aluminum production, weight concentrations of alumina in the electrolyte of between 25 percent of saturation (2 weight percent of total electrolyte) and 100 percent saturation (8 weight percent of the total electrolyte) are suitable. In the case of magnesium production, weight percent concentrations of hydrated magnesium chloride feed in the electrolyte of above zero percent are suitable.

The micro-structure of the anode readily facilitates metal migration to its exterior surface from its interior hollow portion. This migration occurs at a myriad of temperatures mentioned supra. The protective oxide film or layer **20** is maintained as long as there is transportable metal in the anode and at least some oxygen evolving at the anode. At low electrolyte-metal concentrations, the anode remains dimensionally stable with an intact protective layer, even at low metal concentrations in the confined fluid **22**, as long as the activity of the metal in the fluid **22** is close to the activity of that metal in the bulk of the anode. The inventors have found that metal concentrations of the electrolyte are not as crucial as the need for oxygen presence at the anode.

It should be noted that the exterior surface of the anode need not be completely covered by the protective layer. For example, in the case of aluminum production and where aluminum oxide is used as the protective layer, even if the bulk metal (copper for instance) is exposed to the electrolyte, oxygen on the mostly-copper surface will be gettered by any nearby aluminum, inasmuch as the free energy of formation of Al_2O_3 is so much larger than that of Cu_2O . As such, even though aluminum is being oxidized, it is the oxidation rate of copper on the anode surface that is the rate determining step.

Generally, and in the case of aluminum production, the anode provides a viable oxidizing surface as long as the amount of aluminum added to the anode interior is less than the amount of aluminum generated at the cathode.

A myriad of metal oxides (MeO_x) can be used as protective layers, including but not limited to aluminum oxides, magnesium oxides, zirconium oxides, hafnium oxides, thorium oxides, uranium oxides, yttrium oxides, titanium oxides and combinations thereof. As such, corresponding metal feeds (i.e., dissolved-metal fluids **22**, discussed infra) are supplied to the interior portion of the anode structure. As noted above, nonoxide layers also can be utilized, including, but not limited to carbides, nitrides, borides and unreacted metals.

Bulk Phase Detail

A suitable multi-component anode material is one that, in the case of the formation of a protective oxide layer, allows protective metal oxide (MeO_x) films to be formed. Generally, the oxidation rate of the metal comprising the majority of metal in the bulk material must be less than the oxidation rate of the target MeO_x comprising the protective layer so that oxygen is selectively gettered by the diffused or segregated "Me" to form the oxide. The electrode's bulk metal can be any electrically conductive substance easily configured to a desired anode shape and that can be alloyed with the target metal. Suitable foundation materials to which dopants are added include, but are not limited to copper, nickel, iron, and combinations thereof. Alloys comprised of a small amount of aluminum and larger amounts of metals having lattices to facilitate aluminum diffusion are suitable. Such alloys include, but are not limited to aluminum alloys such as Cu—Al, Ni—Al, Fe—Al, Cr—Al, Ti—Al, Fe—Cr—Al, Cu—Al—Ag, Cu—Ni—Al, Cu—Al—Mg, and combinations thereof.

Oxidation rate of alloys is not a simple function of the oxidation rate of the alloy constituents. In the case of copper-aluminum alloys, the addition of dopants (i.e., minor constituent material) to the bulk metal causes the dopant ions to occupy defect sites of bulk metal oxide. This results in a severe reduction (orders of magnitude) in the propensity for the bulk metal to oxidize. For example, aluminum in the Cu—Al alloy bulk phase fills the defect sites in copper oxide, drastically reducing the diffusion of positive holes and subsequently reducing copper oxidation by more than two orders of magnitude. This restricts the growth of copper oxide. The compositions of the foundation metals to minor constituent metals will vary. Exemplary alloys, such as the Cu—Al alloys, will have aluminum weight compositions ranging from 2 percent to 32 percent of the entire alloy.

Preparation and shaping of the alloy anode generally follows the protocol outlined in Hryn et al. pp 475–483, *Light Metals 1993 (The Minerals, Metals and Materials Society, 1992)*, and incorporated herein by reference.

As for the formation of the cavity **21** within the anode, a myriad of metal-forming metal foundry techniques can be utilized, with casting and machining likely fabrication methods. Surface areas of the interior surface of the anodes and exterior or electrolyte-side **26** of the anode will be similar inasmuch as wall thicknesses separating the interior from the exterior surfaces will be between 0.5 cm and 5.0 cm, and preferably less than 1 cm. In cases where thinner anode substrates **30** are used, anode structures of the type depicted in FIG. 2 are utilized. Such structures would have support structures such as diagonally traversing ribs **32** either on an interior surface **36** or an exterior surface **34** of the anode substrate. Preferably, the ribs are situated on an interior surface inasmuch as operators wish to maintain distance

consistencies between electrodes. In addition to connoting rigidity, the ribs also enhance the current carrying capacity of the anode.

In summary, bulk phase material for the invented anode is selected to exploit the phenomenon wherein the different surface free energies of the alloy's minor constituents result in those minor constituents getting oxygen to form a target oxide. The bulk material is also selected to have good metal transport properties (e.g., diffusion of the target metal).
Electrolyte Phase Detail

Generally, and in the case of aluminum production, any electrolyte that can dissolve Al_2O_3 will suffice. As such, the fairly common salt cryolite is a suitable choice. However, the invented anodes also can accommodate the chloride electrolyte baths required for production of other metals, including the chloride baths noted supra for magnesium production, $NaCl-CaCl_2$ baths used in sodium production, and $KCl-TiCl_4$ baths utilized in Titanium production.

Fluid Phase Detail

To maintain a dimensionally-stable electrode, maintenance of a protective layer is crucial. Initially feeding pure metal to the inside of an anode and relying on metal transport to the exterior surface of the anode will fail inasmuch as the pure metal will cause changes to the bulk phase of the anode. As noted above, oxide, or nonoxide layers can be produced and maintained using cations of various of metals, such metals including, but not limited to zirconium, thorium, titanium, tin, aluminum, yttrium, hafnium, zirconium, uranium, magnesium, or cesium.

Regarding metal oxide (e.g. aluminum oxide) layers, molten salt containing aluminum is used as an initial aluminum feed to the interior of the anode. As aluminum is transported through the anode wall, and therefore out of the feed fluid salt **22**, the aluminum concentration in the salt decreases. Once the concentration dips below a certain point, determined via standard measuring techniques, pure metal can be directly added to the salt mixture without risk of phase change to the bulk morphology of the anode. Generally, aluminum concentrations in the salt that produce a chemical activity less than or equal to the chemical activity in the alloy are suitable. Fluorides such as AlF_3 show good aluminum solubility, with carbonates even better. The higher the solubility of aluminum in the salt, the more control electrolysis operators have as to the activity of the aluminum in the salt.

Some suitable fluoride and carbonate salts for use as feed fluids **22** include, but are not limited to Na_3AlF_6 , CaF_2 , MgF_2 , Na_2CO_3 , K_2CO_3 , and combinations thereof. Preferably, metal solute concentrations (comprising those metals enumerated supra) in fluoride or carbonate solvents are below saturation.

During operation, with the depletion of aluminum from the salt, additional pure aluminum metal is added to the confined fluid. Concentration of the aluminum in the fluid can be determined by chemical analysis or electrochemical measurements via standard electrodes.

Generally, any aluminum concentration in a salt is suitable, provided that the activity of the dissolved aluminum in the salt is equal or lower than that of the aluminum in the alloy comprising the anode.

Thus, the aluminum activity at the interior wall **25** of the anode can be defined by the amount of aluminum dissolved in the salt. The "correct" activity of the aluminum in the salt **22** is the activity of the aluminum in the initial Cu—Al alloy. For example, if the composition of the initial Cu—Al alloy is that of the aluminum-rich boundary of the alpha copper phase, the activity of aluminum dissolved in the salt can also

be set to the value of the aluminum rich boundary of the alpha copper phase. In such an instance, aluminum will diffuse through the anode without causing destabilizing phase changes within the alloy anode.

While the invention has been described with reference to details of the illustrated embodiment, these details are not intended to limit the scope of the invention as defined in the appended claims.

What is claimed is:

1. A dimensionally stable electrode comprising:

a) a substrate defining a cavity, wherein said substrate comprises an interior wall and an exterior surface and wherein said substrate is capable of diffusing metal from the cavity to the exterior surface;

b) a film covering portions of the exterior surface; and

c) a means for replenishing said film.

2. The electrode as recited in claim **1** wherein the substrate is a metal alloy selected from the group consisting of Cu—Al, Ni—Al, Fe—Al, Cr—Al, Ti—Al, Fe—Cr—Al, Cu—Al—Ag, Cu—Ni—Al, Cu—Al—Mg, and combinations thereof.

3. The electrode as recited in claim **1** wherein the film comprises a metal-anion combination selected from the group consisting of metal-carbide, metal-nitride, metal-oxide, metal-boride, metal-sulfide, metal halide, and combinations thereof.

4. The electrode as recited in claim **1** wherein the film is replenished while it is in contact with a molten electrolyte.

5. The electrode as recited in claim **1** wherein the cavity defines a means for facilitating communication of a fluid with the interior wall.

6. The electrode as recited in claim **5** wherein the fluid contains metal selected from the group consisting of zirconium, thorium, titanium, tin, aluminum, yttrium, hafnium, uranium, magnesium, cerium or cesium.

7. The electrode as recited in claim **5** wherein the fluid is a salt containing a metal and an anion, said anion selected from the group consisting of fluoride, carbonate, chloride, oxide, and combinations thereof.

8. The electrode as recited in claim **5** wherein the fluid is a salt selected from the group consisting of a metal fluoride, a metal carbonate, a metal chloride, a metal oxide, and combinations thereof.

9. The electrode as recited in claim **1** wherein the film is an oxide selected from the group consisting of zirconium oxide, thorium oxide, titanium oxide, tin oxide, aluminum oxide, yttrium oxide, hafnium oxide, uranium oxide, magnesium oxide, cerium oxide, cesium oxide, and combinations thereof.

10. The electrode as recited in claim **1** wherein said means for replenishing said film comprises:

a) a metal transport mechanism from the cavity to the external surface; and

b) a combination of the metal with an anion at the external surface.

11. A method for maintaining the dimensions of an anode during electrolysis, comprising:

a) adapting an interior surface of the anode to form a cavity defining an interior wall so as to receive a fluid containing metal;

b) facilitating diffusion of the metal from the cavity to an exterior surface of the anode;

c) forming a metal-containing film on said exterior surface, wherein the diffused metal is a constituent of said formed film; and

d) maintaining said metal-containing film on said exterior surface while the anode is in use, whereby the dimensions of the anode are maintained.

12. The method as recited in claim 11 wherein the metal is present in the metal-containing fluid at a concentration that maintains the chemical activity of the metal in the fluid equal to the chemical activity of the same metal in the anode.

13. The method as recited in claim 11 wherein said metal is zirconium, thorium, titanium, tin, aluminum, yttrium, hafnium, uranium, magnesium, or cesium.

14. The method as recited in claim 11 wherein the anode is immersed in an electrolyte containing a halogen selected from the group consisting of chlorine, fluorine, and combinations thereof.

15. The method as recited in claim 11 wherein the anode contains an alloy selected from the group consisting of Cu—Al, Ni—Al, Fe—Al, Cr—Al, Ti—Al, Fe—Cr—Al, Cu—Al—Ag, Cu—Ni—Al, Cu—Al—Mg, and combinations thereof.

16. The method as recited in claim 11 wherein the fluid is a salt containing a metal and an anion, said anion selected from the group consisting of a fluoride, a carbonate, a chloride, an oxide, and combinations thereof.

17. The method as recited in claim 11 wherein the film is a compound selected from the group consisting of a metal carbide, a metal nitride, a metal boride, and a metal oxide.

18. An electrolysis anode comprising a compound that forms and maintains a magnesium aluminate spinel oxide protective film on an exterior surface of the anode during electrolytic production of magnesium.

19. The anode as recited in claim 18 wherein the compound is a magnesium-containing alloy selected from the group consisting of Cu—Al—Mg, Ni—Al—Mg, Fe—Al—Mg, Cr—Al—Mg, Ti—Al—Mg, Fe—Cr—Al—Mg, Cu—Al—Ag—Mg, Cu—Ni—Al—Mg, and combinations thereof.

20. An electrolysis anode defining a cavity and comprising a compound that forms a protective film during electrolytic production of aluminum.

21. The anode as recited in claim 20 wherein the compound is an alloy selected from the group consisting of Cu—Al, Ni—Al, Fe—Al, Cr—Al, Ti—Al, Fe—Cr—Al, Cu—Al—Ag, Cu—Ni—Al, Cu—Al—Mg, and combinations thereof.

22. The anode as recited in claim 20 wherein the protective film is a metal carbide, a metal nitride, a metal boride, or a metal oxide.

* * * * *