

Directional detection of light dark matter in superconductorsYonit Hochberg,^{1,*} Eric David Kramer^{2,†} Noah Kurinsky,^{3,4,5,‡} and Benjamin V. Lehmann^{6,7,8,§}¹*Racah Institute of Physics, Hebrew University of Jerusalem, Jerusalem 91904, Israel*²*Jerusalem College of Technology, Lev Academic Center, Jerusalem 93721, Israel*³*Fermi National Accelerator Laboratory, Batavia, Illinois 60510, USA*⁴*Kavli Institute for Cosmological Physics, University of Chicago, Chicago, Illinois 60637, USA*⁵*SLAC National Accelerator Laboratory, Menlo Park, California 94025, USA*⁶*Department of Physics, 1156 High Street, University of California Santa Cruz, Santa Cruz, California 95064, USA*⁷*Santa Cruz Institute for Particle Physics, 1156 High Street, Santa Cruz, California 95064, USA*⁸*Center for Theoretical Physics, Massachusetts Institute of Technology, Cambridge, Massachusetts 02139, USA*

(Received 23 September 2021; accepted 27 March 2023; published 19 April 2023)

Superconducting detectors have been proposed as outstanding targets for the direct detection of light dark matter scattering at masses as low as a keV. We study the prospects for directional detection of dark matter in isotropic superconducting targets from the angular distribution of excitations produced in the material. We find that dark matter scattering produces initial excitations with an anisotropic distribution, and further show that this directional information can be preserved as the initial excitations relax. Our results demonstrate that directional detection is possible for a wide range of dark matter masses, and they pave the way for light dark matter discovery with bulk superconducting targets.

DOI: [10.1103/PhysRevD.107.076015](https://doi.org/10.1103/PhysRevD.107.076015)**I. INTRODUCTION**

The identity of dark matter (DM) remains one of the most pressing open questions in particle physics and cosmology. Contrary to decades of theoretical expectations, numerous experimental probes have found no conclusive evidence of DM at the weak scale, leading to renewed interest in models of DM at much lower scales. Many new ideas have recently been proposed to search for such light DM in the laboratory [1–38], and several of these novel direct-detection experiments have already begun to probe significant parameter space [39–52]. Among the new ideas, superconducting targets stand out with the lowest possible thresholds, giving them sensitivity to the lowest DM masses through DM-electron interactions [5,6,24,53]. With superconducting energy gaps of $\mathcal{O}(\text{meV})$, such detectors may eventually probe DM with mass as low as the keV scale, where cosmological constraints become significant [54–56].

Despite the impressive potential reach of superconducting targets, current projections assume that the detectors are insensitive to the *direction* of incoming DM. Directional detection has long been recognized as a powerful tool in DM experiments, including those in the keV–GeV regime [27,38]: due to the halo wind, the local DM distribution is not isotropic in the laboratory frame, leading to a characteristic modulation of the signal that can be used to reject backgrounds and confirm a discovery. If superconducting detectors can be made sensitive to the direction of the incoming DM, then such targets will offer exceptional promise for future experiments. Such a detector would be capable of making a definitive discovery of DM as light as a keV.

In this work, we show that even isotropic superconductors are capable of directional detection via the angular distribution of the excitations produced by DM scattering. For such a measurement to be viable, two key features are required. First, the direction of the initial excitations produced by the DM interaction should be correlated with that of the incoming DM particle. Second, the secondary excitations produced by the initial excitations as they down-convert in the material should exhibit directionality correlated with that of the initial excitations. As we will show, both features indeed occur in superconducting targets, paving the way for directional detection of keV-scale DM.

This work is organized as follows. We begin by considering the initial scattering of DM with electronic states

*yonit.hochberg@mail.huji.ac.il

†ericdavidkramer@gmail.com

‡kurinsky@slac.stanford.edu

§benvlehmann@gmail.com

Published by the American Physical Society under the terms of the [Creative Commons Attribution 4.0 International license](https://creativecommons.org/licenses/by/4.0/). Further distribution of this work must maintain attribution to the author(s) and the published article's title, journal citation, and DOI. Funded by SCOAP³.

of a superconductor into excited quasiparticles. Next, we consider the down-conversion of these initial excitations in the material into secondary quasiparticles and phonons, treating the general case with a new numerical code. We then present our results for directionality, and end with a discussion of experimental prospects.

Throughout this work, we use the following notation: for a three-vector \mathbf{q} , we write $q = |\mathbf{q}|$. We use angles with two subscripts to denote the relative angle between the two axes specified by those subscripts. All other angles are defined relative to the DM wind axis. The Fermi energy and momentum are denoted by E_F and p_F , respectively. We set $\hbar = c = 1$.

II. DARK MATTER SCATTERING

We first demonstrate the directionality of the initial excitations produced in a DM scattering event in a superconducting target. This requires reformulating the description of the scattering process in terms of the appropriate degrees of freedom in the Bardeen–Cooper–Schrieffer (BCS) vacuum of the superconductor [57]. The DM scattering rate in superconductors was originally computed by Ref. [6] considering only large energy deposits compared to the superconducting gap, and so the DM-detector interaction was described in terms of the DM, χ , scattering with individual electrons: $|\chi\rangle|e^-\rangle \rightarrow |\chi'\rangle|e^-\rangle$. This is not suitable for studying the kinematics at small deposits. Here, the appropriate degrees of freedom are Bogoliubov quasiparticles (QPs) [58], which are electron-hole superpositions.

In this description, the DM excites the BCS vacuum by pair-producing QPs, as $|\chi\rangle|0_{\text{BCS}}\rangle \rightarrow |\chi'\rangle|\text{QP}_1, \text{QP}_2\rangle$. The total momentum of these *two* QPs is the momentum transfer \mathbf{q} imparted by the DM scatter. The wave functions of the electrons in the BCS vacuum automatically account for Pauli blocking through a *coherence factor*, which has significant support only when one of the QPs is below the Fermi momentum and the other is above. In Appendix A, we show that for energy deposits much larger than the superconducting gap energy, the scattering rate becomes identical to that for scattering with individual electrons. We use the labels 1 and 2 to refer to the two initial QPs produced in the scattering process. QPs 1 and 2 are interchangeable, so we use the label i for statements that apply to either label.

The QPs have a dispersion relation of the form

$$E_{\text{QP}}(\mathbf{p}) = \sqrt{\mathcal{E}_{\mathbf{p}}^2 + \Delta^2}, \quad (1)$$

where $\mathcal{E}_{\mathbf{p}} = \mathbf{p}^2/(2m_*) - E_F$ is the Bloch energy relative to the Fermi surface and Δ is half of the superconducting gap energy. Counterintuitively, the energy of a QP is minimized for $p = p_F$. The free-electron dispersion relation is recovered in the limit $p_{\text{QP}} \gg p_F$, whereas the limit $p_{\text{QP}} \ll p_F$

gives the energy of a hole far below the Fermi surface. This nontrivial dispersion relation modifies the kinematics of DM scattering near the gap, and thus significantly influences directional correlations and down-conversion. For energy deposits $\omega \lesssim \text{keV}$, the momenta \mathbf{p}_1 and \mathbf{p}_2 will be well inside the first Brillouin zone (BZ). For deposits $\omega \gtrsim \text{keV}$, we expect Eq. (1) to receive band structure corrections near the edge of a BZ of order tens of eV or less, small compared to this keV scale, so Eq. (1) is a valid approximation for all the energy scales considered in this work.

The overall DM scattering rate is given by [53]

$$\Gamma(v_\chi) = \int \frac{d^3\mathbf{q}}{(2\pi)^3} |V(\mathbf{q})|^2 \frac{2\mathbf{q}^2}{e^2} \text{Im} \left[-\frac{1}{\epsilon_{\text{BCS}}(\mathbf{q}, \omega_{\mathbf{q}})} \right], \quad (2)$$

where $v_\chi = |\mathbf{v}_\chi|$ is the magnitude of the DM velocity, \mathbf{q} is the momentum transfer, $\omega_{\mathbf{q}} = \mathbf{q} \cdot \mathbf{v}_\chi - \mathbf{q}^2/2m_\chi$ is the deposited energy, and ϵ_{BCS} is the dielectric function of a superconductor in the BCS vacuum. In this work, we make the approximation $\text{Im}(-1/\epsilon_{\text{BCS}}) \equiv \text{Im}(\epsilon_{\text{BCS}})/|\epsilon_{\text{BCS}}|^2 \simeq \text{Im}(\epsilon_{\text{BCS}})/\epsilon_L^2$. Here, ϵ_L is the Lindhard form of the dielectric function for a normal metal [59], which accounts for the effects of in-medium screening and collective modes in the normal-metal phase [53]. We compute $\text{Im}(\epsilon_{\text{BCS}})$ in terms of the QP dispersion relation [Eq. (1)] and the BCS coherence factor, which accounts for near-gap effects [60] and for Pauli blocking. Our approach interpolates between the approximate superconducting dielectric response near the gap and the normal-metal response far from the gap. A more complete treatment explicitly computing the dielectric function in the BCS vacuum will be pursued elsewhere [61]. We take $|V(\mathbf{q})|^2 = (g_e g_\chi)^2 (\mathbf{q}^2 + m_\phi^2)^{-2}$, where g_e and g_χ are the couplings of the mediator to the electron and the DM, respectively. This is appropriate for any spin-independent interaction. Further details on DM interactions and the computation of $\text{Im}(\epsilon_{\text{BCS}})$ are given in Appendix A.

At fixed DM velocity, the parameter distribution of the initial QPs prior to down-conversion is proportional to the differential rate, which we determine by differentiating Eq. (2) with respect to kinematical variables. In our numerical results, we draw samples from the joint distribution $f_{\text{QP}}(\cos\theta_1, \cos\theta_2, E_1, E_2)$, marginalized over the DM distribution, where θ_i is the angle between the QP momentum and the DM *wind* axis. In certain regimes, the angular distribution of excitations can be understood analytically by virtue of kinematical constraints. Conservation of energy yields a closed-form expression for $\cos\theta_{\text{qi}}$, the cosine of the angle between the QP i and the momentum transfer \mathbf{q} , in terms of q and p_i . Now, consider small DM masses and light mediators, where small deposits are favored. In the limit of small deposits, to leading order in $\omega - 2\Delta$, we have $p_i \simeq p_F$. Then, conservation of momentum requires

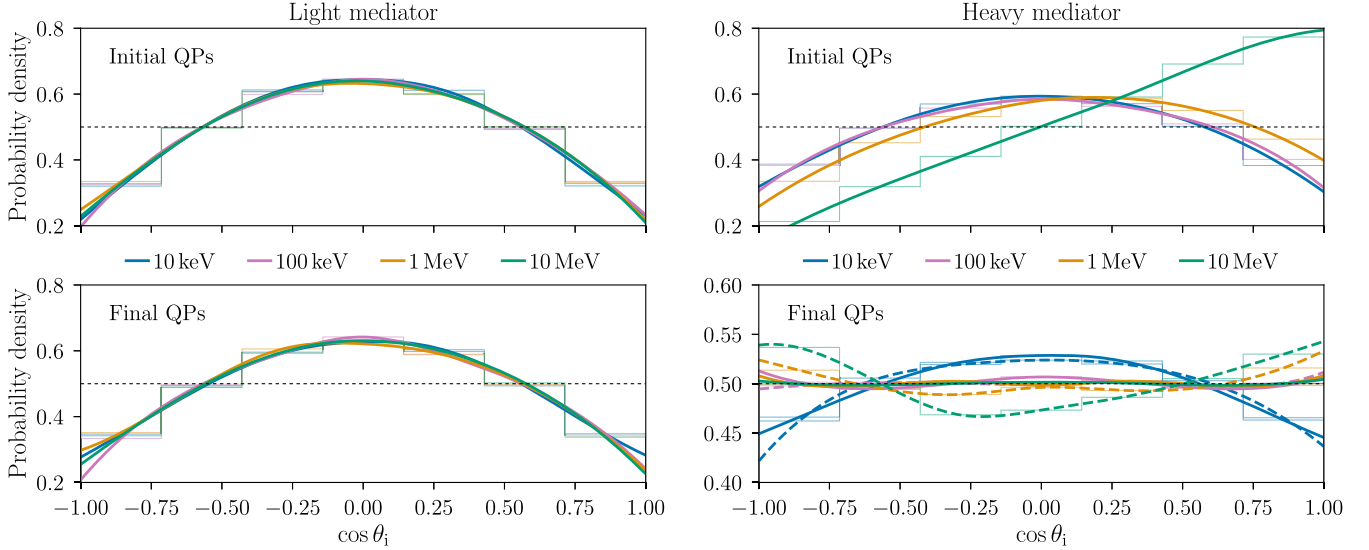


FIG. 1. Angular distributions of QPs produced by DM scattering in Al. The angles shown are defined with respect to the axis of the DM wind. The distribution of DM orientations in the standard halo model is included. The left and right columns show the distributions in the light- and heavy-mediator limits, respectively. In each panel, the colors correspond to different DM masses, and a dashed horizontal line at $\cos \theta_i = \frac{1}{2}$ indicates the isotropic distribution. Thick lines interpolate between histogram values (thin lines) for ease of visualization. The top and bottom rows show distributions of QPs before and after down-conversion, respectively. In the bottom-right panel, several solid curves overlap near the isotropic distribution. The dashed curves show angular distributions obtained by restricting to events with total deposit $\omega < 20\Delta$, for which the effects of down-conversion are less significant.

$$\cos \theta_{\text{qi}} \simeq \frac{m_\chi v_\chi - \sqrt{2m_\chi(\frac{1}{2}m_\chi v_\chi^2 - 2\Delta)}}{2m_* v_F}, \quad (3)$$

where $v_\chi = |\mathbf{v}_\chi|$, which implies $0 \lesssim \cos \theta_{\text{qi}} \lesssim 2\Delta/(v_\chi p_F)$. For aluminum (Al), with $\Delta = 0.3$ meV and $E_F = 11.7$ eV, this leads to the condition $0 \lesssim \cos \theta_{\text{qi}} \lesssim 10^{-4}$, so excitations produced near the gap are nearly orthogonal to the momentum transfer \mathbf{q} . In turn, the direction of \mathbf{q} is correlated with that of \mathbf{v}_χ , so the distribution of $\cos \theta_{\chi i}$ is peaked at zero.

On the other hand, consider DM interacting via a heavy mediator, for which large deposits are favored. In particular, for $p_\chi \sim p_F$, momentum transfers of order p_F are possible, corresponding to $\cos \theta_{\text{qi}} \sim 1$. For example, for $p_\chi = 2p_F$, if the DM is fully stopped and its energy shared equally between the two QPs, then $\cos \theta_{\text{qi}}$ is given uniquely by $\cos \theta_{\text{qi}} = \sqrt{v_F/(v_F + v_\chi)}$. For typical materials, $v_\chi \ll v_F$, so indeed $\cos \theta_{\text{qi}} \approx 1$. In Al, this solution corresponds to $\cos \theta_{\text{qi}} \approx 0.93$. Further, fully stopping the DM implies that $\cos \theta_{\chi \mathbf{q}} = 1$, so $\cos \theta_{\chi i} = \cos \theta_{\text{qi}}$. Thus, when $p_\chi \sim p_F$ and large q is favored, the angular distribution can peak in the direction of the DM wind.

The marginal distribution of $\cos \theta_i$ is shown by the solid curves in the top panels of Fig. 1 for several DM masses in Al. We assume the standard halo model with the parameters of Ref. [62]. For light DM or a light mediator, small energy transfers are favored, leading to a peak in the distribution orthogonal to the DM wind axis. For heavier DM and

mediators, larger energy transfers lead to a forward-peaked distribution.

III. QUASIPARTICLE RELAXATION

We have shown how the directions of the initial quasiparticles are related to the direction of the incoming DM. The second requirement for directional detection is that this directionality must be preserved after the initial excitations relax. Thus, we now study the down-conversion of the initial QP excitations.

Following Refs. [63–65], we model down-conversion as a repeating sequence of two distinct processes: first, energetic QPs relax by the emission of phonons, and second, energetic phonons decay into QP pairs. Quasiparticle pair production eventually stops once all remaining phonons have energy below 2Δ . We treat such phonons as ballistic, including them as part of the final state that is eventually read out by the detector. As shown in Appendix B, phonon emission is kinematically forbidden for very low-energy QPs, so the QPs eventually become ballistic as well. The down-conversion process is finished when all particles are ballistic. For other approaches to the relaxation of highly energetic QPs, see Refs. [66,67].

We study the impact of down-conversion on directionality by explicit simulation, implemented in a public code released together with this work.¹ We begin with an ensemble of initial excitations sampled from the

¹<http://github.com/benvlehmann/scdc>.

distribution f_{QP} , and then iterate the relaxation processes described above until all QPs and phonons are ballistic. Computing the momentum of the outgoing excitations after each relaxation process requires knowledge of the differential rate of these processes with respect to the kinematical parameters of the final state. We take the differential rates for phonon emission and QP pair production from Eqs. (16) and (27) of Ref. [68]. In each case, imposing the conservation of energy and momentum using the dispersion relation of Eq. (1) gives the distribution of final-state angles. The differential rate of QP pair production by a phonon of energy ω_{ph} is given by

$$\frac{d\Gamma}{dE_i} \propto \frac{E_i(\omega_{\text{ph}} - E_i) + \Delta^2}{\sqrt{[E_i^2 - \Delta^2][(\omega_{\text{ph}} - E_i)^2 - \Delta^2]}}, \quad (4)$$

where E_i is the energy of one QP and $\omega_{\text{ph}} - E_i$ is the energy of the other. This distribution is sharply peaked at $E_i \sim \Delta$ and $E_i \sim \omega_{\text{ph}} - \Delta$, corresponding to the case in which one of the two QPs receives most of the phonon's energy. Here, the dispersion relation of Eq. (1) implies that the QPs are produced nearly orthogonally to the axis of the initial phonon. Thus, for small deposits, the angular distributions of QPs and phonons in the final state will peak in orthogonal directions.

We sample initial excitations and simulate the down-conversion process for several DM masses in Al. The angular distributions of the resulting QPs are shown as the solid curves in the bottom panels of Fig. 1. The directionality of the phonons is weaker (see Appendix B). For light mediators, the initial QPs have excellent directionality,

which is well preserved after down-conversion. For a heavy mediator, despite the directionality of the initial QPs, the down-converted distribution is much closer to isotropic, particularly for heavier DM. This is simply because heavy mediators and heavy DM favor larger deposits, which lead to a larger number of relaxation events. For this reason, the dashed curves in the bottom-right panel of Fig. 1 show the angular distribution including only events with total deposits $\omega < 20\Delta$. These dashed curves retain directionality associated with the low-energy part of the initial angular distribution.

IV. RESULTS

Fig. 2 shows the estimated sensitivity for the detection of the directional DM wind, with impressive reach. Existing direct-detection constraints are shown in gray. (Complementary model-dependent probes may also apply [69–71].) Critically, since the target is *isotropic*, there is no modulation in the overall rate, unlike many directional detection schemes. Instead, the reach must be defined in terms of the anisotropy in the distribution of the final-state excitations. The dashed lines in Fig. 2 show the projected reach for a detector which counts final-state quasiparticles in each of two angular bins: the “on-axis” bin, with $|\cos\theta| > \frac{1}{2}$, and the “off-axis” bin, with $|\cos\theta| < \frac{1}{2}$. Establishing that the signal is not isotropic requires a certain number of events, which translates to a minimal cross section for a fixed experimental exposure. Note that for a heavy mediator, we impose a cut to include only small deposits, which reduces the overall rate, but lessens the impact of down-conversion.

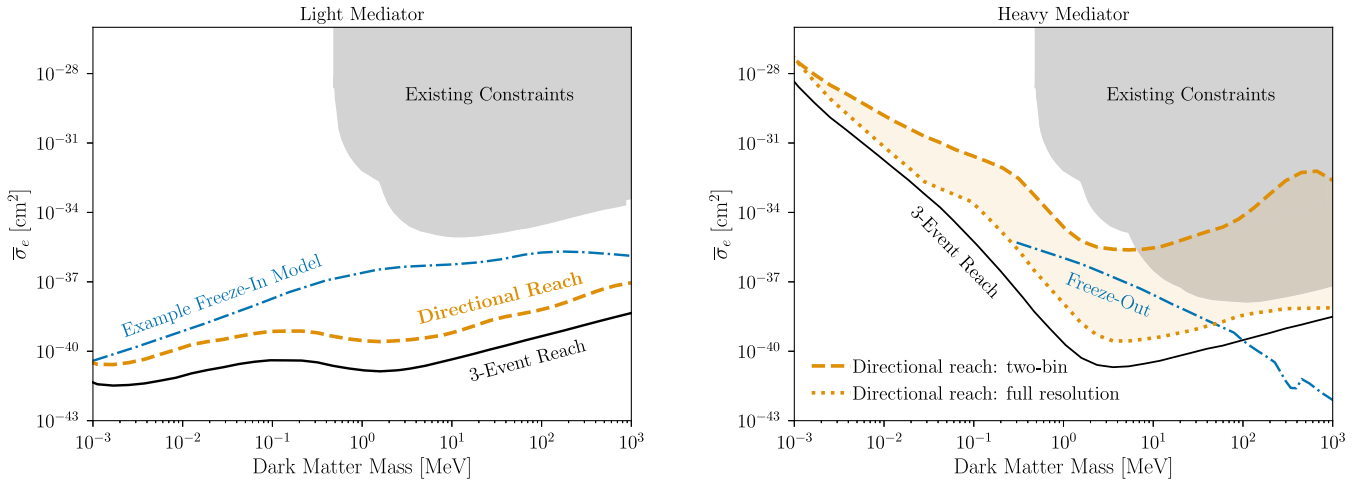


FIG. 2. Directional detection discovery reach for DM scattering in an Al superconductor via a light (left panel) or heavy (right panel) mediator. Solid lines: three-event reach for a kilogram-year exposure, not including directionality. Dashed lines: estimated discovery reach for directionality at 95% CL using only two angular bins. Dotted line: estimated discovery reach for directionality in an experiment with high-precision measurement of $\cos\theta$. Blue dot-dashed lines show cross sections for example DM models [13]. Shaded gray regions indicate existing constraints from SENSEI [50], SuperCDMS HVeV [52], DAMIC [48], Xenon10 [14], DarkSide-50 [44], and Xenon1T [49].

The two-bin configuration is the minimal experimental configuration for directional detection, and it represents the most conservative projection. For heavy mediators, a more ambitious projection is obtained by assuming precise resolution of $\cos\theta$. In this case, the detailed shape of the angular distribution can be compared with the distribution under the null hypothesis of an isotropic background. This again translates to a minimal number of events to detect directionality, and a corresponding minimal cross section, shown by the dotted line in Fig. 2. Further details are given in Appendix C. For light mediators, since directionality is manifest, this procedure gives almost exactly the same result as the two-bin configuration, so the corresponding line is not shown.

The dashed and dotted curves in Fig. 2 are representative of the directional sensitivity of an experiment in the simplest and most sophisticated configurations. A kilogram-year exposure of such an experiment would be capable of detecting directionality for DM masses $\text{keV} \lesssim m_\chi \lesssim \text{GeV}$. Both configurations discussed here would be directionally sensitive at cross sections covering important cosmological targets that are not currently probed by any direct-detection experiments.

V. DISCUSSION

In this work, we have shown that superconductors [5,6,53] can probe DM *directionally*, even in the case of an isotropic medium. This has important implications for the design of directional superconducting detectors. Directionality will require detectors to push resolutions lower, with thresholds close to the superconducting gap. Detectors that can trap primary QPs are preferred, as they will be able to take advantage of the directional correlations in the DM signal. This is in contrast to the weak directionality in the phonon system.

In order to scale detectors to kilogram-year exposures while retaining directional sensitivity, a massive multiplexing scheme will likely be required: typical detector volumes will be of order 1 cm^3 or smaller in order to attain high collection efficiencies [6]. Intrinsic QP lifetimes do diverge for very low temperatures and QP occupancy, even in the “dirty” limit [68].

For realistic applications of bulk superconducting targets, the characterization of mean QP diffusion length in real samples will determine which materials are best suited for directional DM detection. Such work has been done for large niobium (Nb) crystals [72], but it has largely been put aside over the last few decades. These programs will need to be restarted in order to characterize samples with the appropriate properties to detect small energy deposits in the regime relevant to directional DM detection. For materials with a known diffusion length, this directionality can be converted to a rate modulation by making a detector in which one path length to the sensor is much shorter than this diffusion length, and the orthogonal path length is

much longer. Chemical-vapor-deposition-grown superconducting crystals of Nb or Al instrumented on their large surface, with cross sections of a few mm^2 and thicknesses of around 100 microns, would achieve this behavior for typical diffusion lengths of a few hundred microns.

Identifying a directional signal in the phonon system will require low-energy single-phonon detection with angular resolution. Phonon sensing has been explored at these energy scales in previous work for superconducting and semiconducting targets (see, e.g., Refs. [6,33]). Indeed, single-pixel quantum sensors sensitive to meV-scale events have already been demonstrated. See Ref. [73] for further discussion of the application of such quantum sensors to dark matter searches. In order to retain directional sensitivity utilizing these techniques, detector volumes would need to be smaller than the free-streaming length of phonons in the detector, and relatively high coverage of the detector surface with sensitive detectors would be required to ensure that phonons are detected on their first interaction with a surface. This likely requires multiplexed readout strategies that allow for a segmented, phonon-imaging readout, in which events can be isolated to small pixels. However, as we have shown in this work, only coarse angular resolution is required to establish directionality of the signal, reducing the required complexity of the readout system. A full description of the relevant detector optimization is beyond the scope of this paper but will be the subject of future work.

Our results demonstrate directional detection of DM in a target that is otherwise isotropic, in contrast to most directional studies. Here, directionality is inferred from the geometric properties of the excitations themselves, rather than from a rate variation. Our results strongly suggest that for a gapless material with typical acoustic phonon modes, no directional correlation is preserved between the initial DM scatter and the outgoing excitations, as phonons can always be emitted in the limit $\Delta \rightarrow 0$. In an anisotropic material, some correlations may still persist further above the gap due to an increased number of forbidden transitions. As an example, indirect-gap materials, if such superconductors exist, would be much more likely to preserve directionality even in the limit of a small gap if large energies are required for intervalley transitions. We leave the exploration of such scenarios for future work [74].

ACKNOWLEDGMENTS

We thank Roni Ilan and Adolfo Grushin for many useful conversations about superconductors, and Kathryn Zurek for discussions at early stages of this work. Y. H. is grateful to Nadav Katz for a conversation in the Ross dungeon that led to this work. We thank Yonatan Kahn for comments on a draft version of this manuscript. The work of Y. H. is supported by the Israel Science Foundation (Grant No. 1112/17), by the Binational Science Foundation

(Grant No. 2016155), by the I-CORE Program of the Planning Budgeting Committee (Grant No. 1937/12), and by the Azrieli Foundation. E. D. K. was supported by the Zuckerman Foundation and by the Israel Science Foundation (Grant No. 1111/17). Parts of this document were prepared by N.K. using the resources of the Fermi National Accelerator Laboratory (Fermilab), a U.S. Department of Energy, Office of Science, HEP User Facility. Fermilab is managed by Fermi Research Alliance, LLC (FRA), acting under Contract No. DE-AC02-07CH11359. The work of B. V. L. is supported in part by DOE Grant No. DE-SC0010107.

APPENDIX A: DARK MATTER INTERACTIONS

In this section, we detail our treatment of DM-electron interactions in the language of QP pair production. In particular, we compute $\text{Im}\epsilon_{\text{BCS}}$ using the BCS coherence factor $\mathcal{F}_{\text{BCS}}(p_1, p_2)$, and we show that the free electron scattering picture is recovered in the limit of large deposits. Throughout this section, q denotes the four-momentum transfer (ω, \mathbf{q}) .

Consider a DM-electron interaction mediated by a scalar particle φ , with interaction Lagrangian

$$\mathcal{L}_{\text{int}} = g_\chi \phi \bar{\chi} \chi + g_e \phi \bar{\psi} \psi, \quad (\text{A1})$$

where χ is a spin-1/2 DM fermion and ψ is the electron. Using the projection operator $P = (1 + \gamma^0)/2$, we can project out the so-called ‘‘large part’’ [75] of the electron field ψ_s , where $s = \uparrow, \downarrow$ refers to the two different spin states. This gives, at lowest order, the interaction Hamiltonian for the electron-mediator interaction:

$$H_{\text{int}} \simeq -g_e \int d^3\mathbf{x} \phi(\mathbf{x}) (\psi_\uparrow^\dagger(\mathbf{x}) \psi_\uparrow(\mathbf{x}) + \psi_\downarrow^\dagger(\mathbf{x}) \psi_\downarrow(\mathbf{x})). \quad (\text{A2})$$

The DM-mediator interaction is governed by a Hamiltonian of the same form with the replacement $\psi \rightarrow \chi$. Higher-order terms are discussed by Ref. [76]. (Similarly, as shown in that reference, for a light vector mediator A^μ , we will have in the low-energy limit $\mathcal{L}_{\text{int}} = g_\chi A_0 \chi^\dagger \chi + g_e A_0 \psi^\dagger \psi$. Higher-order terms and magnetic interactions will be suppressed by factors of v_χ/c in the low-energy limit. In the case of a heavy vector mediator, the A_0 interaction will again dominate, because the currents in the interaction $\mathbf{A} \cdot \mathbf{j}$ will be suppressed by factors of v_χ/c . Thus, light and heavy vector mediators should also be described by interaction Eq. (A2) in this limit.

One might object that a propagating A_0 should be suppressed in the nonrelativistic limit, by virtue of the constraint $\partial_\mu A^\mu = 0$. Indeed, one can compute the time-ordered propagator in the interaction picture,

$$\int dt d^3\mathbf{x} e^{iq^0 t - i\mathbf{q} \cdot \mathbf{x}} \langle 0 | T \{ A^\mu(\mathbf{x}, t), A^\nu(\mathbf{0}, 0) \} | 0 \rangle, \quad (\text{A3})$$

and verify that it is not Lorentz-covariant, and that its 00 component is highly suppressed when $|\mathbf{q}| \ll m_A$. However, the absence of a kinetic term for A_0 in the Lagrangian introduces an additional term in the Hamiltonian to precisely cancel this suppression. The effective propagator becomes the Lorentz-covariant propagator $-i/(q^2 - m_A^2 + i\epsilon) \times (\eta^{\mu\nu} - q^\mu q^\nu / m_A^2)$, which is unsuppressed for $q^0 \ll |\mathbf{q}|$, or when coupling to a conserved current. This is equivalent to the statement that an off-shell vector can be polarized in any direction. See Sec. 6.2 of Ref. [77] for further insight.

Defining the density operator $\rho_e(\mathbf{x}) \equiv \sum_s \psi_s^\dagger(\mathbf{x}) \psi_s(\mathbf{x})$, its Fourier transform is

$$\rho_e(\mathbf{q}) = \sum_s \int \frac{d^3\mathbf{p}}{(2\pi)^3} c_{\mathbf{p}-\mathbf{q},s}^\dagger c_{\mathbf{p},s}, \quad (\text{A4})$$

where $c_{\mathbf{p},s}$ annihilates an electron with momentum \mathbf{p} and spin s . A similar expression is obtained for ρ_χ . We can then write the interaction Hamiltonian as

$$H_{\text{int}} = - \int d^3\mathbf{x} \phi(\mathbf{x}) (g_e \rho_e(\mathbf{x}) + g_\chi \rho_\chi(\mathbf{x})). \quad (\text{A5})$$

At second order in perturbation theory, the S -matrix will therefore contain a term

$$\begin{aligned} \hat{\mathbb{S}}^{(2)} &\supset -g_e g_\chi \int d^4x d^4x' \bar{\chi}(x) \chi(x) \Delta(x - x') \bar{\psi}(x') \psi(x') \\ &= -g_e g_\chi \int \frac{d^4q}{(2\pi)^4} i \frac{\rho_\chi^\dagger(q) \rho_e(q)}{q^2 - m_\phi^2 + i\epsilon}, \end{aligned} \quad (\text{A6})$$

where

$$\rho_e(q) \equiv \rho_e(\mathbf{q}, \omega) = \int dt e^{i\omega t} \rho_e(\mathbf{q}, t) \quad (\text{A7})$$

$$= \int dt e^{i\omega t} e^{iH_0 t} \rho_e(\mathbf{q}) e^{-iH_0 t}, \quad (\text{A8})$$

with H_0 being the free Hamiltonian. In the presence of the lattice potential, an effective electron-electron potential is induced through a phonon loop [78]. The energy eigenstates in the presence of this effective potential are now given by the Bogoliubov QPs, with creation/annihilation operators γ^\dagger and γ , respectively [58]. To implement the unitary transformation to the QP basis, we simply replace

$$c_{\mathbf{p}\uparrow} = u_{\mathbf{p}} \gamma_{\mathbf{p}\uparrow} + v_{\mathbf{p}} \gamma_{-\mathbf{p},\downarrow}^\dagger, \quad c_{-\mathbf{p},\downarrow}^\dagger = -v_{\mathbf{p}} \gamma_{\mathbf{p}\uparrow} + u_{\mathbf{p}} \gamma_{-\mathbf{p},\downarrow}^\dagger, \quad (\text{A9})$$

where the coefficients $u_{\mathbf{p}}$ and $v_{\mathbf{p}}$ satisfy

$$|u_{\mathbf{p}}|^2 = \frac{1}{2} \left(1 + \frac{\mathcal{E}_{\mathbf{p}}}{E_{\text{QP}}(\mathbf{p})} \right), \quad (\text{A10})$$

$$|v_{\mathbf{p}}|^2 = \frac{1}{2} \left(1 - \frac{\mathcal{E}_{\mathbf{p}}}{E_{\text{QP}}(\mathbf{p})} \right), \quad (\text{A11}) \quad \rho_e(\mathbf{q}) \supset \int \frac{d^3\mathbf{p}}{(2\pi)^3} (u_{\mathbf{p}+\mathbf{q}}^* v_{\mathbf{p}} + u_{\mathbf{p}} v_{\mathbf{p}+\mathbf{q}}^*) \gamma_{-\mathbf{p}-\mathbf{q}\uparrow}^\dagger \gamma_{\mathbf{p}\downarrow}^\dagger, \quad (\text{A12})$$

with \mathcal{E} and E_{QP} defined as in Eq. (1). We can then isolate the term in ρ_e that creates two quasiparticles (breaks a Cooper pair):

$$\rho_e(\mathbf{q}, \omega) = \int \frac{d^3\mathbf{p}}{(2\pi)^3} (u_{\mathbf{p}+\mathbf{q}}^* v_{\mathbf{p}} + u_{\mathbf{p}} v_{\mathbf{p}+\mathbf{q}}^*) \gamma_{-\mathbf{p}-\mathbf{q}\uparrow}^\dagger \gamma_{\mathbf{p}\downarrow}^\dagger (2\pi) \delta(\omega - E_{\text{QP}}(\mathbf{p}) - E_{\text{QP}}(\mathbf{p} + \mathbf{q})). \quad (\text{A13})$$

Plugging this into the S -matrix of Eq. (A6), and using the fact that the scattering rate is given by $\Gamma = \frac{d}{dt} \sum_f |\langle f | \hat{S} | i \rangle|^2$, we find that the lowest-order Cooper-pair breaking rate is then simply given by

$$\Gamma(v_\chi) = g_e^2 g_\chi^2 \int \frac{d^3\mathbf{p}_1}{(2\pi)^3} \frac{d^3\mathbf{p}_2}{(2\pi)^3} 2\pi \delta(\omega_{\mathbf{p}_1+\mathbf{p}_2} - E_{\text{QP}}(\mathbf{p}_1) - E_{\text{QP}}(\mathbf{p}_2)) \frac{|u_{\mathbf{p}_1}^* v_{\mathbf{p}_2} + u_{\mathbf{p}_2} v_{\mathbf{p}_1}^*|^2}{|(\mathbf{p}_1 + \mathbf{p}_2)^2 + m_\phi^2 - \omega^2|^2}, \quad (\text{A14})$$

where $\omega_{\mathbf{p}_1+\mathbf{p}_2} = (\mathbf{p}_1 + \mathbf{p}_2) \cdot \mathbf{v}_\chi - (\mathbf{p}_1 + \mathbf{p}_2)^2/2m_\chi$ is the energy deposited. The quantity

$$\mathcal{F}_{\text{BCS}}(\mathbf{p}_1, \mathbf{p}_2) \equiv |u_{\mathbf{p}_1}^* v_{\mathbf{p}_2} + u_{\mathbf{p}_2} v_{\mathbf{p}_1}^*|^2 = \frac{1}{2} \left(1 - \frac{\mathcal{E}_{\mathbf{p}_1} \mathcal{E}_{\mathbf{p}_2} - \Delta^2}{E_{\text{QP}}(\mathbf{p}_1) E_{\text{QP}}(\mathbf{p}_2)} \right) \quad (\text{A15})$$

is the BCS *coherence factor*² [60], shown in Fig. 3. The $\mathcal{E}_{\mathbf{p}_1} \mathcal{E}_{\mathbf{p}_2}$ term can be dropped if \mathbf{p}_1 or \mathbf{p}_2 (or both) are integrated over, provided the remainder of the integrand is even in \mathbf{p}_1 and \mathbf{p}_2 . But if, e.g., \mathbf{p}_2 is fixed to be $\mathbf{q} - \mathbf{p}_1$, then this term must be kept when integrating over \mathbf{p}_1 .

It is straightforward to see that this matches onto the rate for free electron scattering when \mathbf{p}_1 and \mathbf{p}_2 are away from the gap ($|\mathbf{p}_i^2/2m_* - E_{\text{F}}| \gg \Delta$). In this limit, the matrix element for QP pair production becomes that for electron scattering, the coherence factor becomes a Pauli blocking factor, and the two QPs become an electron-hole pair. In particular, because of the functional form of the coherence factor, we always have $p_1 < \sqrt{2m_* E_{\text{F}}}$ and $p_2 > \sqrt{2m_* E_{\text{F}}}$ (or vice versa), with $\mathcal{F}_{\text{BCS}}(p_1, p_2) \simeq 1$. Then $E(\mathbf{p}_1) \simeq E_{\text{F}} - \mathbf{p}_1^2/2m_*$ and $E(\mathbf{p}_2) \simeq \mathbf{p}_2^2/2m_* - E_{\text{F}}$, so the energy delta function in the rate of Eq. (A14) reduces to

$$\delta(\omega - E_1 - E_2) \rightarrow \delta \left[\omega - \left(\frac{\mathbf{p}_2^2}{2m_*} - \frac{\mathbf{p}_1^2}{2m_*} \right) \right]. \quad (\text{A16})$$

That is, the kinematical constraint reduces to that of ordinary nonrelativistic scattering. Meanwhile, the quantity

$$S(\mathbf{q}, \omega) = \sum_f |\langle f | \rho_e(\mathbf{q}) | 0 \rangle|^2 \delta(\omega - E_f) \quad (\text{A17})$$

is known in the literature as the *dynamic structure factor*, in terms of which we have, at lowest order in perturbation theory,

²The signs of the various terms in the coherence factor depend on the type of interaction. See, e.g., Refs. [57,60].

$$\text{Im} \left(\frac{-1}{\epsilon^{(1)}(\mathbf{q}, \omega)} \right) = \frac{\pi e^2}{\mathbf{q}^2} S(\mathbf{q}, \omega). \quad (\text{A18})$$

In our case, the structure factor is simply given by

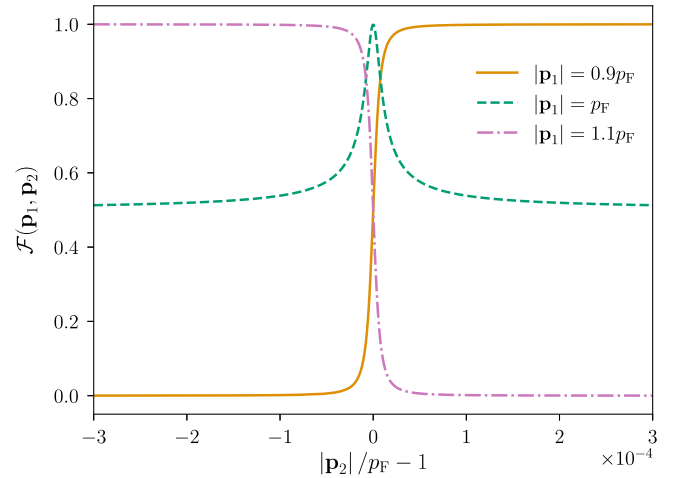


FIG. 3. The BCS coherence factor, $\mathcal{F}_{\text{BCS}}(\mathbf{p}_1, \mathbf{p}_2)$, for several fixed values of $|\mathbf{p}_1|$. Note that $\mathcal{F}_{\text{BCS}}(\mathbf{p}_1, \mathbf{p}_2) = \mathcal{F}_{\text{BCS}}(\mathbf{p}_2, \mathbf{p}_1)$. When both momenta are far from the Fermi surface, the coherence factor reduces to the Pauli blocking factor. Pauli blocking only permits the creation of an electron-hole pair if the electron is above the Fermi surface and the hole is below. Accordingly, if both \mathbf{p}_1 and \mathbf{p}_2 are on the same side of the Fermi surface, the coherence factor vanishes rapidly. Otherwise, it quickly approaches 1. That $\mathcal{F}_{\text{BCS}}(p_{\text{F}}, p_{\text{F}}) = 1$ is a consequence of the sign in the coherence factor for the interactions considered here. For interactions with the opposite sign, $\mathcal{F}_{\text{BCS}}(p_{\text{F}}, p_{\text{F}}) = 0$.

$$S(\mathbf{q}, \omega) = \int \frac{d^3\mathbf{p}_1}{(2\pi)^3} \frac{d^3\mathbf{p}_2}{(2\pi)^3} \mathcal{F}_{\text{BCS}}(\mathbf{p}_1, \mathbf{p}_2) (2\pi)^3 \delta^{(3)}(\mathbf{q} - \mathbf{p}_1 - \mathbf{p}_2) \delta(\omega - E_{\text{QP}}(\mathbf{p}_1) - E_{\text{QP}}(\mathbf{p}_2)), \quad (\text{A19})$$

where $\epsilon^{(\text{RPA})}(\mathbf{q}, \omega) \equiv 1 + \chi(\mathbf{q}, \omega)$, for $1 - \chi(\mathbf{q}, \omega) \equiv -1/\epsilon^{(1)}(\mathbf{q}, \omega)$. Importantly, we have

allowing the loss function, $\text{Im}(-1/\epsilon_{\text{BCS}})$, to be expressed in terms of the QP dispersion relation and the BCS coherence factor. When higher-order terms are included, we can resum the series (at zero temperature) in the *random phase approximation* (RPA) [79,80]:

$$\begin{aligned} \text{Im}\epsilon^{(\text{RPA})}(\mathbf{q}, \omega) &= \text{Im}\left(\frac{-1}{\epsilon^{(1)}(\mathbf{q}, \omega)}\right) = \text{Im}\chi(\mathbf{q}, \omega) \\ &= \frac{\pi e^2}{\mathbf{q}^2} S(\mathbf{q}, \omega). \end{aligned} \quad (\text{A21})$$

$$\hat{\mathbb{S}}^{(2,\text{RPA})} \supset -g_e g_\chi \int \frac{d^4q}{(2\pi)^4} i \frac{\rho_\chi^\dagger(q) \rho_e(q)}{q^2 - m_\phi^2 + i\epsilon} \frac{1}{\epsilon^{(\text{RPA})}(q)}, \quad (\text{A20})$$

Putting everything together, we have

$$\begin{aligned} \Gamma^{(\text{RPA})}(v_\chi) &= g_e^2 g_\chi^2 \int \frac{d^3\mathbf{p}_1}{(2\pi)^3} \frac{d^3\mathbf{p}_2}{(2\pi)^3} \frac{|u_{\mathbf{p}_1}^* v_{\mathbf{p}_2} + u_{\mathbf{p}_2} v_{\mathbf{p}_1}^*|^2}{(|\mathbf{p}_1 + \mathbf{p}_2|^2 + m_\phi^2 - \omega^2)^2} \frac{1}{|\epsilon^{(\text{RPA})}(\mathbf{p}_1 + \mathbf{p}_2, \omega_{\mathbf{p}_1 + \mathbf{p}_2})|^2} \\ &\quad \times 2\pi \delta(\omega_{\mathbf{p}_1 + \mathbf{p}_2} - E_{\text{QP}}(\mathbf{p}_1) - E_{\text{QP}}(\mathbf{p}_2)), \end{aligned} \quad (\text{A22})$$

and writing the coherence factor in terms of $\epsilon^{(1)}$ gives

$$\begin{aligned} \Gamma^{(\text{RPA})}(v_\chi) &= \int \frac{d^3\mathbf{q}}{(2\pi)^3} \frac{|V(\mathbf{q})|^2}{|\epsilon^{(\text{RPA})}(\mathbf{q}, \omega_{\mathbf{q}})|^2} \frac{2\mathbf{q}^2}{e^2} \text{Im}\left(\frac{-1}{\epsilon^{(1)}(\mathbf{q}, \omega_{\mathbf{q}})}\right) \\ &= \int \frac{d^3\mathbf{q}}{(2\pi)^3} \frac{|V(\mathbf{q})|^2}{|\epsilon^{(\text{RPA})}(\mathbf{q}, \omega_{\mathbf{q}})|^2} \frac{2\mathbf{q}^2}{e^2} \text{Im}(\epsilon^{(\text{RPA})}(\mathbf{q}, \omega_{\mathbf{q}})) \\ &= \int \frac{d^3\mathbf{q}}{(2\pi)^3} |V(\mathbf{q})|^2 \frac{2\mathbf{q}^2}{e^2} \text{Im}\left(\frac{-1}{\epsilon^{(\text{RPA})}(\mathbf{q}, \omega_{\mathbf{q}})}\right). \end{aligned} \quad (\text{A23})$$

To the accuracy that $\epsilon^{(\text{RPA})}$ represents the true dielectric function ϵ , we have derived Eq. (2).³ The full form of $\epsilon^{(\text{RPA})}$ in the BCS vacuum will be discussed in future work [61]. In this work, we make the approximation

$$\text{Im}\left(\frac{-1}{\epsilon^{(\text{RPA})}(\mathbf{q}, \omega_{\mathbf{q}})}\right) \simeq \frac{\text{Im}\epsilon_{\text{BCS}}^{(\text{RPA})}(\mathbf{q}, \omega_{\mathbf{q}})}{|\epsilon_{\text{L}}(\mathbf{q}, \omega_{\mathbf{q}})|^2}, \quad (\text{A24})$$

where the Lindhard function [59,79] $\epsilon_{\text{L}} \equiv \epsilon_{\text{FEG}}^{(\text{RPA})}$ is the RPA dielectric function for a free electron gas (FEG), and it accounts for screening and in-medium effects in a normal metal. Fortunately, by Eq. (A21), $\text{Im}\epsilon_{\text{BCS}}^{(\text{RPA})}$ can be evaluated from the dynamic structure function without knowing the full form of $\epsilon_{\text{BCS}}^{(\text{RPA})}(\mathbf{q}, \omega)$:

$$\begin{aligned} \text{Im}(\epsilon_{\text{BCS}}^{(\text{RPA})}(\mathbf{q}, \omega)) &= \frac{\pi e^2}{\mathbf{q}^2} S(\mathbf{q}, \omega) \\ &= \frac{e^2}{2\mathbf{q}^2} \int \frac{d^3\mathbf{p}_1}{(2\pi)^3} \frac{d^3\mathbf{p}_2}{(2\pi)^3} \mathcal{F}_{\text{BCS}}(\mathbf{p}_1, \mathbf{p}_2) (2\pi)^4 \delta^{(3)}(\mathbf{q} - \mathbf{p}_1 - \mathbf{p}_2) \delta(\omega - E_{\text{QP}}(\mathbf{p}_1) - E_{\text{QP}}(\mathbf{p}_2)). \end{aligned} \quad (\text{A25})$$

This is because the imaginary part depends only on the spectrum of the Hamiltonian and on its relation to the operator ρ_e . It corresponds precisely to the sum over states in the scattering rate.

³Note the subtle difference in our approach (following Ref. [79]) from that of Ref. [81]. We define $S(\mathbf{q}, \omega)$ to be given strictly by Eq. (A17), while $\epsilon^{(\text{RPA})}$ has been resummed in perturbation theory. One may optionally redefine S in terms of a resummed density operator $\rho^{(\text{RPA})}$ following Ref. [79].

APPENDIX B: QUASIPARTICLE DOWN-CONVERSION

We simulate QP down-conversion by following a similar procedure to the calculations of Refs. [66,68,82,83]. The principal difference is that we track the full momentum vector for scattered particles to retain information about the scattering direction relative to the momentum of the initial scattering event. Here, we review the relevant scattering rate calculations, and we derive the emission angles of QPs and phonons in each relaxation process. We compare the final result to the well-established normal-metal case described in Refs. [84,85]. Down-conversion in the limit of high-energy initial QPs is also discussed by Refs. [66,67].

1. Phonon scattering at the Fermi surface

We treat QP-phonon interactions following Ref. [68]. The simplified model in this treatment contains a single acoustic phonon branch with the dispersion relation $\omega_q = qc_s$, where \mathbf{q} is the phonon momentum and c_s is the sound speed in the material. For the dynamics of the problem, scattering is contained to the first Brillouin zone ($q < \frac{2\pi}{a}$), so we do not include an explicit upper limit in momentum in the rate integral. As significant down-conversion already occurs at energies well below the optical phonon modes in most superconductors, we do not explicitly include optical phonon emission in our calculations. This is compatible with the conclusions of past down-conversion codes (see, e.g., Refs. [66,82]).

For acoustic phonon emission, we first adopt the result of Ref. [68] for the emission rate of an acoustic phonon of momentum q in the zero-temperature limit:

$$\frac{d\Gamma}{d\omega_q}(E_{\text{QP}}) = \frac{2\pi}{Z_0} \alpha^2 F(q) \text{Re} \left(\frac{E_{\text{QP}} - \omega_q}{\sqrt{(E_{\text{QP}} - \omega_q)^2 - \Delta^2}} \right) \times \left[1 - \frac{\Delta^2}{E_{\text{QP}}(E_{\text{QP}} - \omega_q)} \right], \quad (\text{B1})$$

where Z_0 is the ‘‘renormalization parameter’’ defined in Ref. [68] (typically $Z_0 \sim 2$). We have also assumed that $\alpha^2(q)F(q) \approx b\omega_q^2$, the Debye solution for this quantity [84]. The QP energy E_{QP} is defined in Eq. (1).

2. Computing the scattering angle

Given the general scattering rate of Eq. (B1), we also need to determine the scattering angle for a phonon of energy $\omega_q = qc_s$ emitted by a QP of energy $E_{\text{QP}}(\mathbf{k})$. We find this angle by first solving for k' from the conservation-of-energy relation, $E_{\text{QP}}(\mathbf{k}') = E_{\text{QP}}(\mathbf{k}) - qc_s$, where $E_{\text{QP}}(\mathbf{k}) \equiv E_{\text{QP}}(\mathbf{k})$, as defined in Eq. (1). Solving, we get

$$k'^2 = 2m_*[(E_{\text{QP}}(\mathbf{k}) - \omega_q)^2 - \Delta^2]^{1/2} + p_F^2. \quad (\text{B2})$$

In a normal metal or a semiconductor, the p_F dependence cancels. However, for a superconductor with $\Delta > 0$, the p_F dependence is retained.

We can now use momentum conservation to solve for the scattering angle. Writing $\mathbf{k} = \mathbf{k}' + \mathbf{q}$, we have $k'^2 = k^2 + q^2 - 2kq \cos \theta_q$. Solving explicitly for k in the QP dispersion relation gives

$$k = \left[2m_*(E_F + s\sqrt{E_{\text{QP}}^2 - \Delta^2}) \right]^{1/2}, \quad (\text{B3})$$

where $s = \pm 1$. An analogous sign s' appears in the solution for k' . We then find

$$\cos \theta_q = \frac{\omega_q^2 + 4\gamma^2 \Delta \left[s\sqrt{(E_{\text{QP}}^2 - \Delta^2)} - s'\sqrt{(E_{\text{QP}} - \omega_q)^2 - \Delta^2} \right]}{4\gamma\omega_q \left[E_F \Delta + s\Delta\sqrt{(E_{\text{QP}}^2 - \Delta^2)} \right]^{1/2}},$$

$$\gamma \equiv \sqrt{\frac{\frac{1}{2}m_*c_s^2}{\Delta}}. \quad (\text{B4})$$

We now consider a few limiting cases to understand the angular spread in the phonon spectrum. First, we observe that for QPs far from the gap, with $\Delta \ll E_{\text{QP}} \ll E_F$, the scattering angle is unrestricted. In this limit, we have

$$\cos \theta_q \simeq \frac{1}{4\gamma} \frac{\omega_q}{\Delta} \left(\frac{\Delta}{E_F} \right)^{1/2} + s'\gamma \left(\frac{\Delta}{E_F} \right)^{1/2} + (s - s')\gamma \frac{E_{\text{QP}}}{\omega_q} \left(\frac{\Delta}{E_F} \right)^{1/2}. \quad (\text{B5})$$

For typical materials, γ is $\mathcal{O}(1)$ and $E_F \gg \Delta$. Thus, if $s \neq s'$, the last term dominates in the limit of small ω_q , and $|\cos \theta_q| = 1$ is allowed. On the other hand, if $s = s'$, then the last term vanishes. The first term can be made arbitrarily small in the small- ω_q limit, and it can even be made to cancel with the second term, which is itself always small. In this case, $\cos \theta_q = 0$ is allowed.

On the other hand, we consider the near-gap regime, where $k \sim p_F$. Here, we can write $E_{\text{QP}} = (1 + \delta)\Delta$ with $\delta \ll 1$, and since the final-state QP energy is at least Δ , we must have $\omega_q = a\delta\Delta$ with $0 < a < 1$. Inserting these expressions into Eq. (B4) and expanding for small δ gives

$$\cos \theta_q \simeq \frac{s\delta - s'\sqrt{1-a}}{(\delta/2)^{1/2}(a/\gamma)} \left(\frac{\Delta}{E_F} \right)^{1/2}. \quad (\text{B6})$$

However, the phonon emission process is kinematically forbidden if $|\cos \theta_q| > 1$, and minimizing Eq. (B6) over a gives

$$\min_{a \in (0,1)} \cos \theta_q \simeq \gamma \left(\frac{E_F}{\Delta} \right)^{-3/2} \left(s \frac{E_F}{\Delta} \sqrt{\frac{2}{\delta}} - 1 \right). \quad (\text{B7})$$

Thus, phonon emission is only kinematically allowed for sufficiently large δ —i.e., for

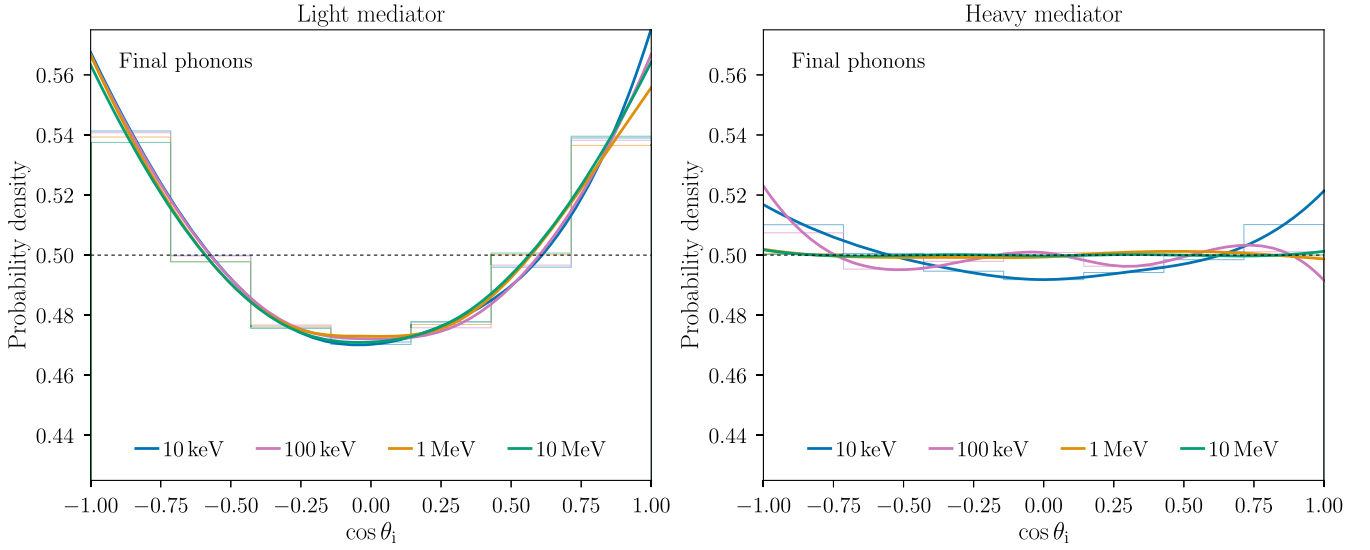


FIG. 4. Angular distributions of phonons produced by DM scattering in Al. The angles shown are defined with respect to the axis of the DM wind. The distribution of DM orientations in the standard halo model is included. The left and right panels show the distributions in the light- and heavy-mediator limits, respectively. In each panel, the colors correspond to different DM masses, and a dashed horizontal line at $\cos \theta_i = \frac{1}{2}$ indicates the isotropic distribution. Thick lines interpolate between histogram values (thin lines) for ease of visualization. In the right panel, the curves include only events with total deposit $\omega < 20\Delta$, for which the effects of down-conversion are less significant.

$$\delta \gtrsim \delta_{\min} \equiv \frac{2\gamma^2(E_F/\Delta)^2}{[(E_F/\Delta)^{3/2} + \gamma]^2}. \quad (\text{B8})$$

This result is self-consistent: in typical materials, γ is $\mathcal{O}(1)$, and $E_F \gg \Delta$, so $\delta_{\min} \ll 1$. This gives rise to a condition for phonon emission:

$$E_{\text{QP}} \gtrsim \Delta + \frac{4c_s^2 E_F^2 m_*}{(2E_F^{3/2} + \Delta\sqrt{2m_*c_s^2})^2} \Delta. \quad (\text{B9})$$

QPs with energies below this threshold are ballistic: no phonon emission is allowed.

The angular distribution of final-state phonons is peaked oppositely to that of final-state QPs and is closer to the isotropic distribution. The distribution is shown explicitly in Fig. 4 for the same cases as in Fig. 1.

3. Relation to normal-metal scattering

It is instructive to compare Eq. (B1) to the equivalent rate in the normal-metal case. In a normal metal, this emission rate becomes [84]

$$\Gamma(E_{\mathbf{k}}) = 2\pi \int \frac{d^3\mathbf{k}'}{(2\pi)^3} |\alpha_{\mathbf{q}}|^2 \delta(E_{\mathbf{k}} - E_{\mathbf{k}'} - \omega_{\mathbf{q}}) \times \delta^{(3)}(\mathbf{k} - \mathbf{k}' - \mathbf{q}), \quad (\text{B10})$$

where $\alpha_{\mathbf{q}}$ is the coupling for electron-phonon scattering. If we assume that scattering is isotropic, we can make a change of variables such that $\int d\mathbf{p}' \propto \int d\omega_q d(\cos \theta)$, where

$\cos \theta$ is the scattering angle between \mathbf{k} and \mathbf{k}' . For scattering near the Fermi energy in the metal, conservation of momentum gives

$$q^2 = k^2 + k'^2 - 2kk' \cos \theta \approx 2p_F^2(1 - \cos \theta), \quad (\text{B11})$$

where $p_F = \sqrt{2mE_F}$ is the Fermi momentum. This implies that $d(\cos \theta) = -qdq/p_F^2$, which in turn allows us to write the differential scattering rate for $\omega_q < E_{\text{QP}}$ as

$$\frac{d\Gamma_n}{d\omega_q}(E_{\text{QP}}) = 2\pi\alpha^2 F(q). \quad (\text{B12})$$

Here, the subscript n indicates the normal metal case, N_0 is the normal metal density of states at E_F , and $\alpha^2 F(q)$ is the coupling-weighted phonon density of states, given by

$$\alpha^2 F(q) = \frac{N_0}{2p_F^2} \int_0^{q_{\max}} dq' q' |\alpha_{q'}|^2 \delta(q' - q). \quad (\text{B13})$$

For the scaling used earlier, this gives the normal result that the acoustic scattering rate goes as E_{QP}^3 when integrated over energy, and the differential spectrum goes as ω_q^2 .

When we derive the emission rate for superconductors, there are two important modifications required to get from Eq. (B10) to the final differential rate in emitted phonon energy. First, we modify the dispersion relation to that of the QPs in the superconductor. In the metal, we had $E_{\mathbf{k}} = \mathcal{E}_{\mathbf{k}} \equiv \mathbf{p}^2/(2m_*) - E_F$ relative to the Fermi surface, but in a superconductor, the gap energy modifies this to

$$E_{\text{QP}}(\mathbf{k}) = \sqrt{\mathcal{E}_{\mathbf{k}} + \Delta^2}. \quad (\text{B14})$$

In the normal-metal phonon interaction, the total coupling has a density-of-states term that is valid in the metal, but not in the superconductor, since there are no states at $E_{\mathbf{k}} < \Delta$. We can use the fact that the total number of states is the same to find the modified density of states at a given energy—i.e., we have $dEN_s(E) = d\mathcal{E}N_n(\mathcal{E})$, where the subscript s indicates the superconductor case. We thus find that

$$N_s(E) \approx N_0 \frac{d\mathcal{E}}{dE} = N_0 \frac{E}{\sqrt{E^2 - \Delta^2}}. \quad (\text{B15})$$

Thus, to rescale $\alpha^2 F(q)$ for the superconducting case, we have to rescale by the ratio of superconducting to normal states at a given energy. This gives us the first additional factor in the superconducting rate equation. Reference [60] points out that, in principle, the gap function is complex valued, hence the need to take only the real part.

The second correction factor is the coherence factor described in the previous section. This is a purely BCS effect that arises from the collective nature of the superconducting states. This factor ensures that the divergence in the density of states does not lead to a divergence in the phonon scattering rate. Taking the type-I coherence factor for phonon emission from Ref. [60], we find

$$\mathcal{F}_{\text{BCS}}(\Delta, E_{\text{QP}}, \omega_q) \approx \frac{1}{Z_0} \left(1 - \frac{\Delta^2}{E_{\text{QP}}(E_{\text{QP}} - \omega_q)} \right) \quad (\text{B16})$$

using the same normalization procedure as Ref. [68]. Combining this with the previous correction factor and multiplying by the normal-metal scattering rate produces the scattering rate of Eq. (B1). This heuristic argument elucidates the origin of Eq. (B1) in the low-temperature limit with a less formal approach than that in Ref. [68].

APPENDIX C: ESTIMATION OF DIRECTIONAL REACH

In this section, we detail the methodology used to produce Fig. 2 in the main text, and we demonstrate the impact of total-deposit cuts on the directionality of the signal. As in the main text, we assume the standard halo model (SHM)—i.e., $f_\chi(v) \propto \Theta(v_{\text{esc}} - v)e^{-v^2/v_0^2}$ in the Galactic frame, taking $v_0 = 220$ km/s, $v_{\text{esc}} = 550$ km/s, and Earth velocity $v_E = 230$ km/s relative to the Galactic frame [62].

1. Statistical methods

The directional reach in Fig. 2 is estimated in two distinct ways. The dashed curves are based on the measurement of an asymmetry in the counts of final-state QPs between two bins of equal solid angle, and the dotted curve is based on the comparison of the full angular distribution against the null hypothesis.

a. Two-bin reach

We first discuss the two-bin reach estimate. The premise of this test is that an isotropic background gives rise to an isotropic distribution of final-state quasiparticles and, in particular, produces statistically indistinguishable counts in any two bins of equal solid angle. Since the DM wind is not isotropic, it is possible to statistically distinguish the counts in the two bins given a sufficient number of events.

We make the simplifying assumption that the angles of the final-state QPs are independent random variables. This is not strictly the case, since QPs that originate from the same event have some angular correlation. However, given a large number of events, such correlations are extremely sparse. Moreover, by simulating an ensemble of *isotropic* DM scattering events, we have directly checked that such correlations are irrelevant at the number of events needed to establish directionality. Having made this assumption, the assignment of an angular bin to each QP can be treated as a Bernoulli trial. We can then use the binomial test to determine whether to reject the isotropic distribution given a particular set of QPs.

This procedure allows us to determine whether a particular sample of final-state QPs is consistent with an isotropic signal. Next, we must translate this to a minimum number of events needed to establish directionality. To that end, we randomly draw samples of $N_{\text{QP}} = 2, 3, 4, \dots$ QPs and evaluate the binomial test for each sample, repeating the process many times for each fixed N to obtain a median p value. We advance N_{QP} until this median p value drops below the threshold value of 0.05, and we interpret the resulting value of N as the typical number of QPs needed in order to establish directionality. Finally, this number of QPs must be translated to a number of scattering events. We estimate this number as $N_e \equiv N_{\text{QP}}/\bar{n}$, where \bar{n} is the average number of final-state QPs produced by a scattering event. This N_e is indicated by the dashed curves in Fig. 2.

For the heavy-mediator case, we introduce an additional step. As we discuss below, the distribution of final-state QPs produced by an event approaches the isotropic distribution as the deposit becomes much larger than the superconducting gap 2Δ . Thus, it is advantageous to restrict attention to events with a total deposit below some cut, even at the cost of a reduced event rate below the cut. The dashed curve in the right panel of Fig. 2 is a composite of two reach curves obtained with cuts $\omega < 10\Delta$ and $\omega < 50\Delta$. Due to the complicated relationship between the total deposit, the initial directionality, and the effects of down-conversion, each of these cuts preserves overall directionality for a different mass range, and the combination of the two gives directional sensitivity over the entire mass range. Due to the large deposits favored in the heavy-mediator case, a cut on the total deposit is essential to establish directionality for all but the lowest masses.

This simplistic treatment produces a rough upper bound on the number of events needed to detect directionality and

admits a very direct interpretation. Even at the level of a two-bin experimental configuration, more sophisticated statistical treatments may yield slightly stronger results. In particular, it is possible to extract directionality using the Skellam distribution, as in rate modulation experiments [38]. Here, one treats the count in each bin as a Poisson random variable, so that the difference in the number of counts between the two bins is a Skellam-distributed random variable. It is then possible to test whether the two Poisson counts are produced with the same rate. However, our case is simpler than a traditional rate modulation experiment in that the target is isotropic, so the total rate is fixed. We have checked that using the Skellam distribution offers a slight enhancement to the two-bin reach, but it does not qualitatively change the result.

b. Full angular distribution

Figure 2 also includes an estimate based on the full angular distribution of the final-state QPs, assuming an experimental configuration with great angular precision. For this estimate, we begin with an ensemble of simulated DM scattering events. Next, a second “null” ensemble of DM scattering events is simulated with an isotropic distribution of DM directions, using the same speed distribution as the standard halo model. For each simulated

event, we compute the mean angle of the final-state QPs, $\langle \cos \theta_i \rangle$. We thus obtain two sets of samples, $\{\langle \cos \theta_i \rangle\}_{\text{SHM}}$ and $\{\langle \cos \theta_i \rangle\}_{\text{null}}$ for the two ensembles. We then determine the average number of events needed to reject at 95% CL the hypothesis that the “SHM” and “null” samples are drawn from the same distribution, using the two-sample Kolmogorov-Smirnov test. Note that unlike the binomial test of the previous case, the samples being compared in this case are truly independent: since each mean angle corresponds to a single event, and vice versa, all of the values we draw originate from different scattering events, and they are thus independent random variates.

For light mediators, the two procedures give a nearly identical result, and Fig. 2 shows only the simpler two-bin result. This is easily understood in light of the typical number of QPs produced in a scattering event: for a light mediator, a typical final state consists of an $\mathcal{O}(1)$ number of QPs, and deviation of these QPs from the isotropic distribution generally gives rise to a two-bin asymmetry. In fact, for large DM masses, taking the mean angle in each event discards information to the point that the distributional test slightly *underperforms* the two-bin test. For a heavy mediator, on the other hand, a typical final state may consist of $\mathcal{O}(10^4)$ QPs for large DM masses. The angular mean $\langle \cos \theta_i \rangle$ will typically be very close to zero,

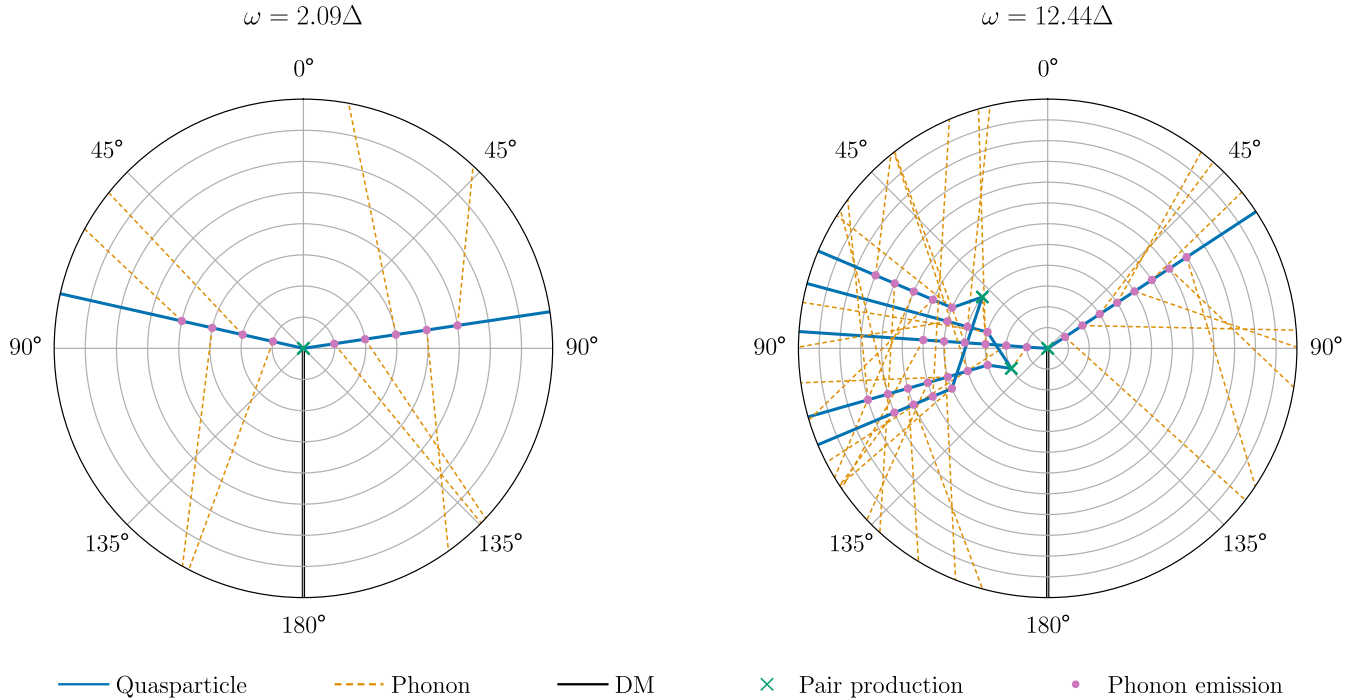


FIG. 5. Simulation of the QP down-conversion process for two initial energy deposits. The black line indicates the direction of the incoming DM. For visualization purposes, each line terminates at an angular coordinate corresponding to its angle from the incoming DM axis. Thus, the directions of the plotted excitations are represented by their end points, not by their slopes. *Left*: since $\omega = 2.09\Delta$, neither initial QP can emit a phonon with energy above 2Δ , so no phonons can produce QP pairs. Thus, the only QPs in the final state are those produced in the DM scattering event, with their directions barely altered. *Right*: now $\omega = 12.44\Delta$, and the emission of above-gap phonons is allowed. Thus, a chain of phonon emissions and decays erases much of the initial directionality, although a preference for off-axis final states remains visible.

and distinguishing the distribution of these means from the isotropic case becomes a problem of precision measurement. The large number of QPs makes this a realistic possibility. However, we estimate that achieving the high-resolution dotted curve in Fig. 2 would require a measurement precision of $\mathcal{O}(10^{-2})$ in $\cos \theta_i$.

2. Energy dependence of directionality

In this section, we demonstrate the dependence of final-state directionality on the deposited energy. As noted in the main text, larger deposits allow for a larger number of relaxation events during the down-conversion process, which attenuates the correlation between the directions of the final-state excitations and those of the initial excitations produced by DM scattering. This is illustrated for particular realizations in Fig. 5. In the left panel, the relatively small number of relaxation events and the low energies of the emitted phonons guarantee that the directions of the initial QPs are well preserved, and no additional QPs are produced. In the right panel, on the other hand, the larger deposit allows for a larger number of relaxation events, with additional QP pair production. While there remains a directional correlation between the final state and the initial QPs, this correlation is partially erased by down-conversion. Directional information is effectively lost for very large deposits.

The impact of down-conversion means that small deposits are favorable for directionality even if the directionality of the initial QPs is smaller in this regime. We can demonstrate this explicitly by evaluating the final-state asymmetry as a function of the deposited energy. To facilitate quantitative discussion of directionality, we introduce a quantitative “two-bin asymmetry” \mathcal{A}_2 , defined as follows. As discussed above, we divide the final-state QPs into two bins of equal

solid angle: the “on-axis” bin, with $|\cos \theta| > \frac{1}{2}$, and the “off-axis” bin, with $|\cos \theta| < \frac{1}{2}$. We denote the counts in these two bins by n_{on} and n_{off} , respectively, and then define

$$\mathcal{A}_2 \equiv \left| 2 \times \frac{n_{\text{on}}}{n_{\text{on}} + n_{\text{off}}} - 1 \right|. \quad (\text{C1})$$

In particular, the isotropic distribution gives $\mathcal{A}_2 = 0$, and a totally asymmetric distribution gives $\mathcal{A}_2 = 1$.

The left panel of Fig. 6 shows \mathcal{A}_2 for the final-state QPs produced by a single QP injected at fixed energy ω with $\cos \theta = 1$. This serves as a proxy for the preservation of directionality at fixed deposit. Directionality is almost perfectly preserved for very low-energy QPs with $\omega < 3\Delta$. Above this threshold, it becomes possible for the QP to emit an above-gap phonon, with $E_{\text{ph}} > 2\Delta$. Such a phonon subsequently decays to another pair of QPs, which have only weak angular correlation with the original QP. The nature of the 3Δ threshold is also clearly visible in the right panel of Fig. 6, which shows the fraction of the total energy that resides in the QP system after down-conversion. For $E_{\text{QP}} < 3\Delta$, the QP relaxes almost all the way to the gap by the emission of subgap phonons, which cannot produce any additional QPs. Thus, the final state consists of a single QP with $E_{\text{QP}} \approx \Delta$, and a set of phonons with all the remaining energy from the deposit. The fraction of the initial energy in the QP system is approximately Δ/ω . Upon reaching $\omega > 3\Delta$, the emission of above-gap phonons produces additional QPs in the final state, sharply raising the fraction of the total energy in the QP system. At large ω , this fraction asymptotically reaches ~ 0.6 . This is consistent with previous studies of down-conversion in the

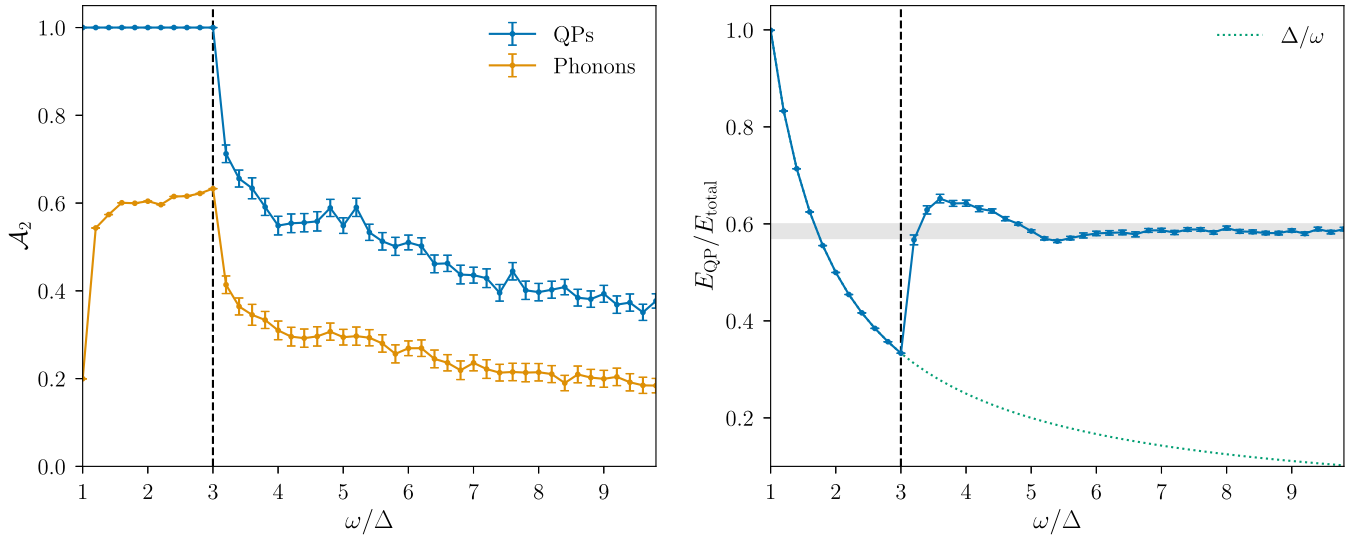


FIG. 6. Directionality of final-state QPs resulting from the down-conversion of a single QP of energy ω oriented with $\cos \theta = 1$. *Left*: asymmetry \mathcal{A}_2 of final-state QPs (blue) and phonons (orange). Directionality of the final excitations is quickly erased for $\omega \gg \Delta$, and \mathcal{A}_2 approaches zero in the large- ω limit. *Right*: fraction of the total energy residing in the QP system after down-conversion. The gray band shows the range of asymptotic results 0.57–0.60 obtained in the literature for bulk Al superconductors [66,82].

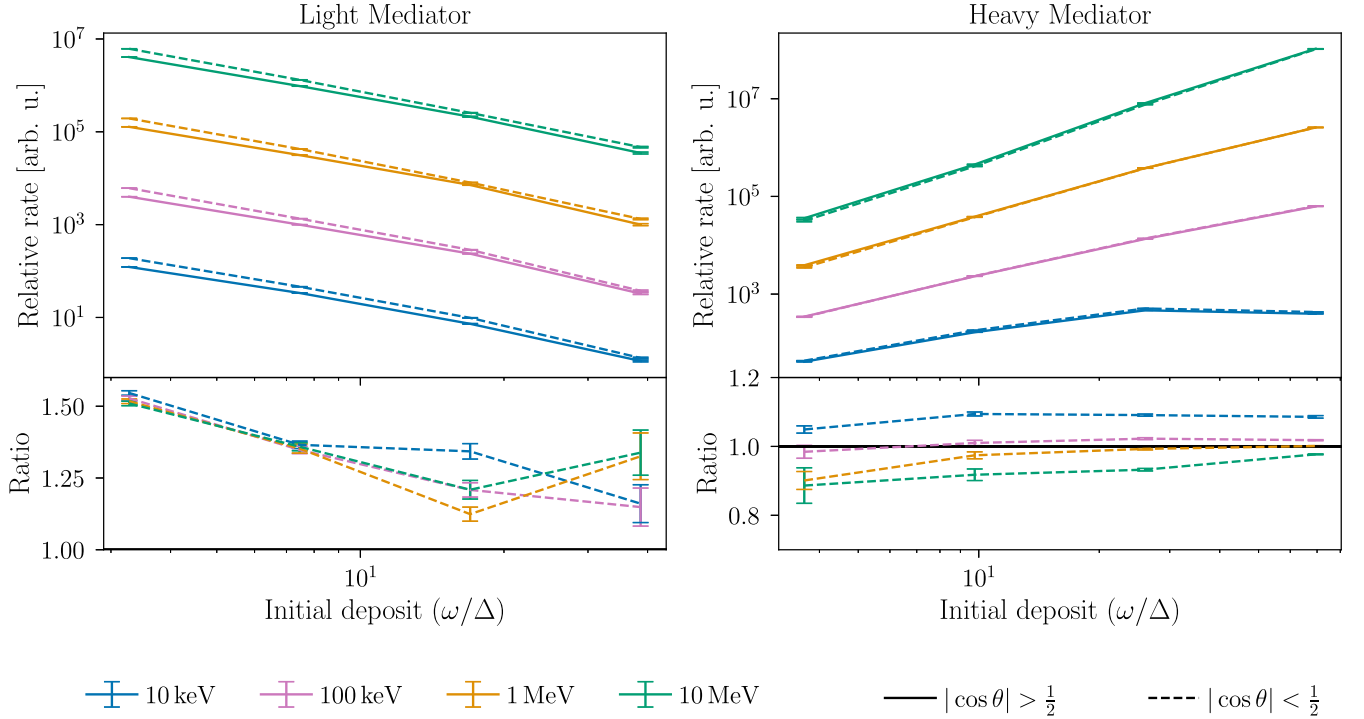


FIG. 7. *Top panels:* total event rates as a function of initial deposit in the on-axis ($|\cos\theta| > \frac{1}{2}$, solid) and off-axis ($|\cos\theta| < \frac{1}{2}$, dashed) bins for several DM masses, for light (left panel) and heavy (right panel) mediators. Normalization of each pair of curves is arbitrary and fixed for ease of visualization. *Bottom panels:* ratio of off-axis to on-axis QP counts. The left and right panels assume light and heavy mediators, respectively.

high-energy limit, which find fractions between 0.57 and 0.60 [66,82] (gray band in Fig. 6).

Naively, Fig. 6 suggests that the smallest deposits will yield the strongest directionality. However, imposing an upper limit on the deposit also influences the directionality of the initial excitations and, of course, the rate of events which fall below the cut. To study the total directionality as a function of the deposited energy, in Fig. 7, we show the spectrum of final-state QPs in each of the two angular bins (“on-axis” and “off-axis”) for several DM masses in the light- and heavy-mediator limits. The bottom panels of Fig. 7 show the ratios of these spectra—i.e., a signed and shifted version of the two-bin asymmetry \mathcal{A}_2 .

For light mediators, directionality is quickly lost for deposits well above the gap, and the ratio approaches 1. Moreover, the ratio is generally above 1. For heavy mediators, due to the directionality of the initial excitations, the ratio declines less noticeably, but it is near 1 throughout the plot and asymptotically reaches 1. As anticipated in Fig. 1, light mediators always enhance the off-axis rate, while heavy mediators can enhance either the off-axis or on-axis rates, depending on the DM mass: since scattering through a heavy mediator can produce a QP distribution peaked either in the forward direction or off-axis, the ratio can be either below or above 1.

-
- [1] R. Essig, J. Mardon, and T. Volansky, Direct detection of sub-GeV dark matter, *Phys. Rev. D* **85**, 076007 (2012).
 [2] P. W. Graham, D. E. Kaplan, S. Rajendran, and M. T. Walters, Semiconductor probes of light dark matter, *Phys. Dark Universe* **1**, 32 (2012).
 [3] R. Essig, M. Fernandez-Serra, J. Mardon, A. Soto, T. Volansky, and T.-T. Yu, Direct detection of sub-GeV dark

- matter with semiconductor targets, *J. High Energy Phys.* **05** (2016) 046.
 [4] S. K. Lee, M. Lisanti, S. Mishra-Sharma, and B. R. Safdi, Modulation effects in dark matter-electron scattering experiments, *Phys. Rev. D* **92**, 083517 (2015).
 [5] Y. Hochberg, Y. Zhao, and K. M. Zurek, Superconducting Detectors for Superlight Dark Matter, *Phys. Rev. Lett.* **116**, 011301 (2016).

- [6] Y. Hochberg, M. Pyle, Y. Zhao, and K. M. Zurek, Detecting superlight dark matter with fermi-degenerate materials, *J. High Energy Phys.* **08** (2016) 057.
- [7] J. Alexander *et al.*, *Dark Sectors 2016 Workshop: Community Report* (2016), 8, [arXiv:1608.08632](https://arxiv.org/abs/1608.08632).
- [8] S. Derenzo, R. Essig, A. Massari, A. Soto, and T.-T. Yu, Direct detection of sub-GeV dark matter with scintillating targets, *Phys. Rev. D* **96**, 016026 (2017).
- [9] Y. Hochberg, Y. Kahn, M. Lisanti, C. G. Tully, and K. M. Zurek, Directional detection of dark matter with two-dimensional targets, *Phys. Lett. B* **772**, 239 (2017).
- [10] B. J. Kavanagh, R. Catena, and C. Kouvaris, Signatures of Earth-scattering in the direct detection of dark matter, *J. Cosmol. Astropart. Phys.* **01** (2017) 012.
- [11] T. Emken, C. Kouvaris, and I. M. Shoemaker, Terrestrial effects on dark matter-electron scattering experiments, *Phys. Rev. D* **96**, 015018 (2017).
- [12] T. Emken and C. Kouvaris, DaMaSCUS: The impact of underground scatterings on direct detection of light dark matter, *J. Cosmol. Astropart. Phys.* **10** (2017) 031.
- [13] M. Battaglieri *et al.*, U.S. cosmic visions: New ideas in dark matter 2017: Community report, in *U.S. Cosmic Visions: New Ideas in Dark Matter* (2017), 7, [arXiv:1707.04591](https://arxiv.org/abs/1707.04591).
- [14] R. Essig, T. Volansky, and T.-T. Yu, New constraints and prospects for sub-GeV dark matter scattering off electrons in xenon, *Phys. Rev. D* **96**, 043017 (2017).
- [15] G. Cavoto, F. Luchetta, and A. Polosa, Sub-GeV dark matter detection with electron recoils in carbon nanotubes, *Phys. Lett. B* **776**, 338 (2018).
- [16] Y. Hochberg, Y. Kahn, M. Lisanti, K. M. Zurek, A. G. Grushin, R. Ilan, S. M. Griffin, Z.-F. Liu, S. F. Weber, and J. B. Neaton, Detection of sub-MeV dark matter with three-dimensional Dirac materials, *Phys. Rev. D* **97**, 015004 (2018).
- [17] R. Essig, M. Sholapurkar, and T.-T. Yu, Solar neutrinos as a signal and background in direct-detection experiments searching for sub-GeV dark matter with electron recoils, *Phys. Rev. D* **97**, 095029 (2018).
- [18] T. Emken and C. Kouvaris, How blind are underground and surface detectors to strongly interacting dark matter?, *Phys. Rev. D* **97**, 115047 (2018).
- [19] Y. Ema, F. Sala, and R. Sato, Light Dark Matter at Neutrino Experiments, *Phys. Rev. Lett.* **122**, 181802 (2019).
- [20] R. M. Geilhufe, B. Olsthoorn, A. Ferella, T. Koski, F. Kahlhoefer, J. Conrad, and A. V. Balatsky, Materials informatics for dark matter detection, *Phys. Status Solidi RRL* **12**, 1800293 (2018).
- [21] D. Baxter, Y. Kahn, and G. Krnjaic, Electron ionization via dark matter-electron scattering and the Migdal effect, *Phys. Rev. D* **101**, 076014 (2020).
- [22] R. Essig, J. Pradler, M. Sholapurkar, and T.-T. Yu, Relation between the Migdal Effect and Dark Matter-Electron Scattering in Isolated Atoms and Semiconductors, *Phys. Rev. Lett.* **124**, 021801 (2020).
- [23] T. Emken, R. Essig, C. Kouvaris, and M. Sholapurkar, Direct detection of strongly interacting sub-GeV dark matter via electron recoils, *J. Cosmol. Astropart. Phys.* **09** (2019) 070.
- [24] Y. Hochberg, I. Charaev, S.-W. Nam, V. Verma, M. Colangelo, and K. K. Berggren, Detecting Sub-GeV Dark Matter with Superconducting Nanowires, *Phys. Rev. Lett.* **123**, 151802 (2019).
- [25] T. Trickle, Z. Zhang, K. M. Zurek, K. Inzani, and S. Griffin, Multi-channel direct detection of light dark matter: Theoretical framework, *J. High Energy Phys.* **03** (2020) 036.
- [26] S. M. Griffin, K. Inzani, T. Trickle, Z. Zhang, and K. M. Zurek, Multichannel direct detection of light dark matter: Target comparison, *Phys. Rev. D* **101**, 055004 (2020).
- [27] A. Coskuner, A. Mitridate, A. Olivares, and K. M. Zurek, Directional dark matter detection in anisotropic Dirac materials, *Phys. Rev. D* **103**, 016006 (2021).
- [28] R. M. Geilhufe, F. Kahlhoefer, and M. W. Winkler, Dirac materials for sub-MeV dark matter detection: New targets and improved formalism, *Phys. Rev. D* **101**, 055005 (2020).
- [29] R. Catena, T. Emken, N. A. Spaldin, and W. Tarantino, Atomic responses to general dark matter-electron interactions, *Phys. Rev. Res.* **2**, 033195 (2020).
- [30] C. Blanco, J. Collar, Y. Kahn, and B. Lillard, Dark matter-electron scattering from aromatic organic targets, *Phys. Rev. D* **101**, 056001 (2020).
- [31] N. A. Kurinsky, T. C. Yu, Y. Hochberg, and B. Cabrera, Diamond detectors for direct detection of sub-GeV dark matter, *Phys. Rev. D* **99**, 123005 (2019).
- [32] N. Kurinsky, D. Baxter, Y. Kahn, and G. Krnjaic, Dark matter interpretation of excesses in multiple direct detection experiments, *Phys. Rev. D* **102**, 015017 (2020).
- [33] S. M. Griffin, Y. Hochberg, K. Inzani, N. Kurinsky, T. Lin, and T. Chin, Silicon carbide detectors for sub-GeV dark matter, *Phys. Rev. D* **103**, 075002 (2021).
- [34] A. Radick, A.-M. Taki, and T.-T. Yu, Dependence of dark matter-electron scattering on the Galactic dark matter velocity distribution, *J. Cosmol. Astropart. Phys.* **02** (2021) 004.
- [35] G. B. Gelmini, V. Takhistov, and E. Vitagliano, Scalar direct detection: In-medium effects, *Phys. Lett. B* **809**, 135779 (2020).
- [36] T. Trickle, Z. Zhang, and K. M. Zurek, Effective field theory of dark matter direct detection with collective excitations, *Phys. Rev. D* **105**, 015001 (2022).
- [37] P. Du, D. Egana-Ugrinovic, R. Essig, and M. Sholapurkar, Sources of Low-Energy Events in Low-Threshold Dark Matter Detectors, *Phys. Rev. X* **12**, 1 (2022).
- [38] C. Blanco, Y. Kahn, B. Lillard, and S. D. McDermott, Dark matter daily modulation with anisotropic organic crystals, *Phys. Rev. D* **104**, 036011 (2021).
- [39] R. Essig, A. Manalaysay, J. Mardon, P. Sorensen, and T. Volansky, First Direct Detection Limits on sub-GeV Dark Matter from XENON10, *Phys. Rev. Lett.* **109**, 021301 (2012).
- [40] J. Tiffenberg, M. Sofo-Haro, A. Drlica-Wagner, R. Essig, Y. Guardincerri, S. Holland, T. Volansky, and T.-T. Yu (SENSEI Collaboration), Single-Electron and Single-Photon Sensitivity with a Silicon Skipper CCD, *Phys. Rev. Lett.* **119**, 131802 (2017).
- [41] R. Romani *et al.*, Thermal detection of single e-h pairs in a biased silicon crystal detector, *Appl. Phys. Lett.* **112**, 043501 (2018).
- [42] M. Crisler, R. Essig, J. Estrada, G. Fernandez, J. Tiffenberg, M. Sofo Haro, T. Volansky, and T.-T. Yu (SENSEI Collaboration), SENSEI: First Direct-Detection Constraints on

- Sub-GeV Dark Matter from a Surface Run, *Phys. Rev. Lett.* **121**, 061803 (2018).
- [43] R. Agnese *et al.* (SuperCDMS Collaboration), First Dark Matter Constraints from a SuperCDMS Single-Charge Sensitive Detector, *Phys. Rev. Lett.* **121**, 051301 (2018); **122**, 069901(E) (2019).
- [44] P. Agnes *et al.* (DarkSide Collaboration), Constraints on Sub-GeV Dark-Matter–Electron Scattering from the DarkSide-50 Experiment, *Phys. Rev. Lett.* **121**, 111303 (2018).
- [45] M. Settimo (DAMIC Collaboration), The DAMIC experiment at SNOLAB, in *53rd Rencontres de Moriond on Cosmology*, arXiv:1805.10001.
- [46] D. Akerib *et al.* (LUX Collaboration), Results of a Search for Sub-GeV Dark Matter Using 2013 LUX Data, *Phys. Rev. Lett.* **122**, 131301 (2019).
- [47] O. Abramoff *et al.* (SENSEI Collaboration), SENSEI: Direct-Detection Constraints on Sub-GeV Dark Matter from a Shallow Underground Run Using a Prototype Skipper-CCD, *Phys. Rev. Lett.* **122**, 161801 (2019).
- [48] A. Aguilar-Arevalo *et al.* (DAMIC Collaboration), Constraints on Light Dark Matter Particles Interacting with Electrons from DAMIC at SNOLAB, *Phys. Rev. Lett.* **123**, 181802 (2019).
- [49] E. Aprile *et al.* (XENON Collaboration), Light Dark Matter Search with Ionization Signals in XENON1T, *Phys. Rev. Lett.* **123**, 251801 (2019).
- [50] L. Barak *et al.* (SENSEI Collaboration), SENSEI: Direct-Detection Results on sub-GeV Dark Matter from a New Skipper-CCD, *Phys. Rev. Lett.* **125**, 171802 (2020).
- [51] Q. Arnaud *et al.* (EDELWEISS Collaboration), First Germanium-Based Constraints on Sub-MeV Dark Matter with the EDELWEISS Experiment, *Phys. Rev. Lett.* **125**, 141301 (2020).
- [52] D. Amaral *et al.* (SuperCDMS Collaboration), Constraints on low-mass, relic dark matter candidates from a surface-operated SuperCDMS single-charge sensitive detector, *Phys. Rev. D* **102**, 091101 (2020).
- [53] Y. Hochberg, Y. Kahn, N. Kurinsky, B. V. Lehmann, T. C. Yu, and K. K. Berggren, Determining Dark Matter-Electron Scattering Rates from the Dielectric Function, *Phys. Rev. Lett.* **127**, 151802 (2021).
- [54] S. Tremaine and J. E. Gunn, Dynamical Role of Light Neutral Leptons in Cosmology, *Phys. Rev. Lett.* **42**, 407 (1979).
- [55] A. Boyarsky, O. Ruchayskiy, and D. Iakubovskiy, A lower bound on the mass of dark matter particles, *J. Cosmol. Astropart. Phys.* **03** (2009) 005.
- [56] A. Boyarsky, J. Lesgourgues, O. Ruchayskiy, and M. Viel, Lyman-alpha constraints on warm and on warm-plus-cold dark matter models, *J. Cosmol. Astropart. Phys.* **05** (2009) 012.
- [57] J. Bardeen, L. N. Cooper, and J. R. Schrieffer, Theory of superconductivity, *Phys. Rev.* **108**, 1175 (1957).
- [58] N. N. Bogolyubov, A new method in the theory of superconductivity: I, *Sov. Phys. JETP* **7**, 41 (1958).
- [59] M. Dressel, G. Gruner, and G. Grüner, *Electrodynamics of Solids: Optical Properties of Electrons in Matter* (Cambridge University Press, Cambridge, England, 2002).
- [60] M. Tinkham, *Introduction to Superconductivity*, 2 Ed. (Dover Publications, New York, 2004).
- [61] Y. Hochberg, E. D. Kramer, N. Kurinsky, and B. V. Lehmann (to be published).
- [62] J. D. Lewin and P. F. Smith, Review of mathematics, numerical factors, and corrections for dark matter experiments based on elastic nuclear recoil, *Astropart. Phys.* **6**, 87 (1996).
- [63] W. D. Gregory, Boundary Scattering in Superconductors, *Phys. Rev. Lett.* **20**, 53 (1968).
- [64] J.-J. Chang and D. J. Scalapino, Kinetic-equation approach to nonequilibrium superconductivity, *Phys. Rev. B* **15**, 2651 (1977).
- [65] J. Bardeen, G. Rickayzen, and L. Tewordt, Theory of the thermal conductivity of superconductors, *Phys. Rev.* **113**, 982 (1959).
- [66] A. G. Kozorezov, A. F. Volkov, J. K. Wigmore, A. Peacock, A. Poelaert, and R. den Hartog, Quasiparticle-phonon downconversion in nonequilibrium superconductors, *Phys. Rev. B* **61**, 11807 (2000).
- [67] Y. N. Ovchinnikov and V. Z. Kresin, Nonstationary state of superconductors: Application to nonequilibrium tunneling detectors, *Phys. Rev. B* **58**, 12416 (1998).
- [68] S. Kaplan, C. Chi, D. Langenberg, J. Chang, S. Jafarey, and D. Scalapino, Quasiparticle and phonon lifetimes in superconductors, *Phys. Rev. B* **14**, 4854 (1976).
- [69] H. An, M. Pospelov, J. Pradler, and A. Ritz, Directly Detecting MeV-scale Dark Matter via Solar Reflection, *Phys. Rev. Lett.* **120**, 141801 (2018); **121**, 259903(E) (2018).
- [70] J. B. Dent, B. Dutta, J. L. Newstead, I. M. Shoemaker, and N. T. Arellano, Present and future status of light dark matter models from cosmic-ray electron upscattering, *Phys. Rev. D* **103**, 095015 (2021).
- [71] H. An, H. Nie, M. Pospelov, J. Pradler, and A. Ritz, Solar reflection of dark matter, *Phys. Rev. D* **104**, 103026 (2021).
- [72] R. J. Gaitskill, Non-equilibrium superconductivity in niobium and its application to particle detection, Ph.D. thesis, University of Oxford, 1993.
- [73] A. Das, N. Kurinsky, and R. K. Leane, Dark matter induced power in quantum devices, arXiv:2210.09313.
- [74] Y. Hochberg, Y. Kahn, E. D. Kramer, N. Kurinsky, B. V. Lehmann, and T. C. Yu (to be published).
- [75] J. D. Bjorken and S. D. Drell, *Relativistic Quantum Fields* (1965).
- [76] A. Mitridate, T. Trickle, Z. Zhang, and K. M. Zurek, Dark matter absorption via electronic excitations, *J. High Energy Phys.* **09** (2021) 123.
- [77] S. Weinberg, *The Quantum Theory of Fields. Vol. 1: Foundations* (Cambridge University Press, Cambridge, England, 2005), 6.
- [78] J. Polchinski, Effective field theory, and the Fermi surface, in Theoretical Advanced Study Institute (TASI 92): From Black Holes and Strings to Particles, arXiv:hep-th/9210046.
- [79] P. Nozieres and D. Pines, Electron interaction in solids. Characteristic energy loss spectrum, *Phys. Rev.* **113**, 1254 (1959).
- [80] G. D. Mahan, *Many-Particle Physics* (Springer Science & Business Media, New York, NY, USA, 2013).
- [81] S. Knapen, J. Kozaczuk, and T. Lin, Dark matter-electron scattering in dielectrics, *Phys. Rev. D* **104**, 015031 (2021).

-
- [82] T. Guruswamy, D. J. Goldie, and S. Withington, Quasiparticle generation efficiency in superconducting thin films, *Supercond. Sci. Technol.* **27**, 055012 (2014).
- [83] J. M. Martinis, Saving superconducting quantum processors from qubit decay and correlated errors generated by gamma and cosmic rays, *npj Quantum Inf.* **7**, 90 (2021).
- [84] J. Rammer, *Quantum Transport Theory*, Frontiers in Physics (Avalon Publishing, Boca Raton, FL, USA, 2004).
- [85] C. Jacoboni and L. Reggiani, The Monte Carlo method for the solution of charge transport in semiconductors with applications to covalent materials, *Rev. Mod. Phys.* **55**, 645 (1983).